

Note: This report includes information through October 31 which is Week 11 of 34

EDDIE KLINGENSMITH's Bowling Record - Team 1: DANGER RANGERS

Week No.	Bowling Date	Old Avg	Old HDCP	-1-	-2-	-3-	Total	HDCP Total	Pins	Gms	---Average Change---			High Game	High Sers	HDCP Game	HDCP Sers		
											New	Old	+/-						
1	08/22/23	177	38	190	173	169	532	646	532	3	177.33	-	0.00	=	177.33	190	532		
2	08/29/23	177	38	237	200	217	654	768	1186	6	197.67	-	177.33	=	20.33	237	654		
3	09/05/23	197	20	142	148	214	504	564	1690	9	187.78	-	197.67	=	-9.89	237	654		
4	09/12/23	187	29	214	175	240	629	716	2319	12	193.25	-	187.78	=	5.47	240	654		
5	09/19/23	193	24	156	204	167	527	599	2846	15	189.73	-	193.25	=	-3.52	240	654	228	599
6	09/26/23	189	27	204	211	170	585	666	3431	18	190.61	-	189.73	=	0.88	240	654	238	666
7	10/03/23	190	27	208	165	161	534	615	3965	21	188.81	-	190.61	=	-1.80	240	654	238	666
8	10/10/23	188	28	235	247	192	674	758	4639	24	193.29	-	188.81	=	4.48	247	674	275	758
9	10/17/23	193	24	203	171	197	571	643	5210	27	192.96	-	193.29	=	-0.33	247	674	275	758
10	10/24/23	192	25	176	240	188	604	679	5814	30	193.80	-	192.96	=	0.84	247	674	275	758
11	10/31/23	193	24	194	246	216	656	728	6470	33	196.06	-	193.80	=	2.26	247	674	275	758

End of 1st part



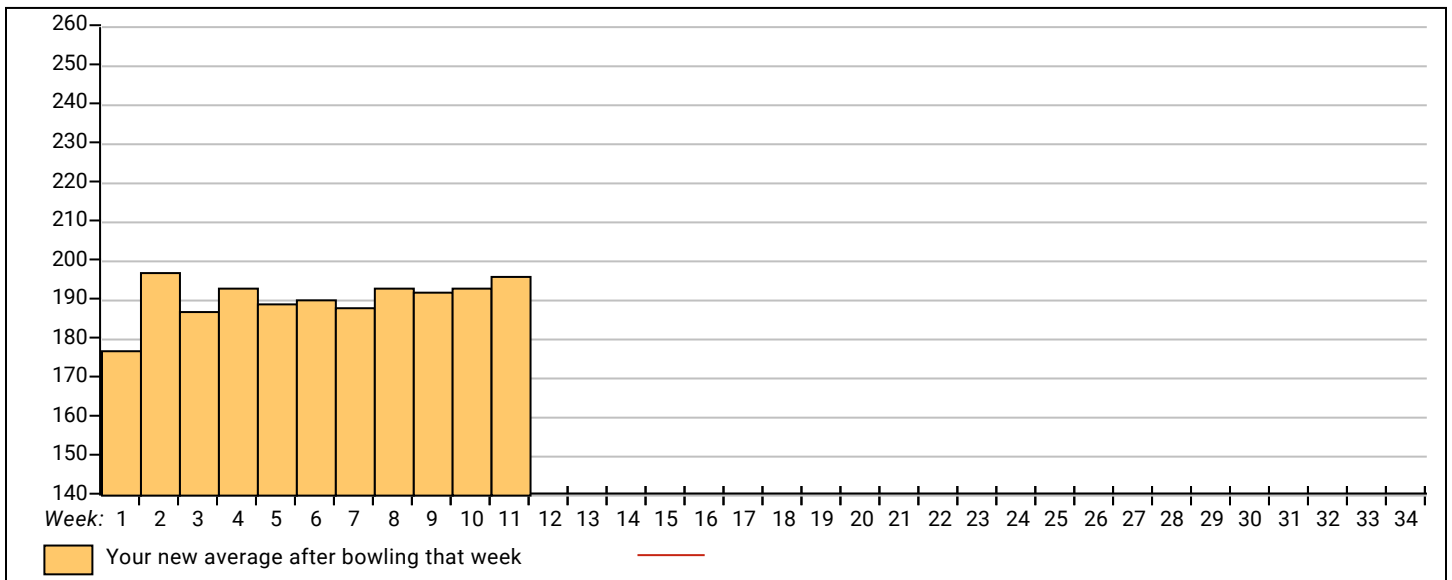
<u><100</u>	<u>100's</u>	<u>125's</u>	<u>150's</u>	<u>175's</u>	<u>200's</u>	<u>225's</u>	<u>250's</u>	<u>275's</u>	<u>300's</u>
		2	8	7	10	6			
<u><400</u>	<u>400's</u>	<u>450's</u>	<u>500's</u>	<u>550's</u>	<u>600's</u>	<u>650's</u>	<u>700's</u>	<u>750's</u>	<u>800's</u>
			4	2	2	3			

<u>Avg of Game 1</u>	<u>Avg of Game 2</u>	<u>Avg of Game 3</u>
196.27	198.18	193.73

High game of 247 on week 8 High series of 674 on week 8 High average of 197.67 after bowling week 2
 Low game of 142 on week 3 Low series of 504 on week 3 Low average of 177.33 after bowling week 1

High Scores by Game

Game #1: 237 on week 2 Game #2: 247 on week 8 Game #3: 240 on week 4



Note: This report includes information through October 31 which is Week 11 of 34

B J DAFFRON's Bowling Record - Team 1: DANGER RANGERS

Week No.	Bowling Date	Old Avg	Old HDCP	-1-	-2-	-3-	Total	HDCP		---Average Change---			High Game	High Sers	HDCP Game	HDCP Sers	
								Total	Pins	Gms	New	Old					+/-
1	08/22/23	bk171	44	171	192	161	524	656	524	3	174.67	-	0.00	=	174.67	192	524
2	08/29/23	174	41	166	204	169	539	662	1063	6	177.17	-	174.67	=	2.50	204	539
3	09/05/23	177	38	125	168	158	451	565	1514	9	168.22	-	177.17	=	-8.94	204	539
4	09/12/23	168	46	202	192	137	531	669	2045	12	170.42	-	168.22	=	2.19	204	539
5	09/19/23	170	45	145	157	206	508	643	2553	15	170.20	-	170.42	=	-0.22	206	539
6	09/26/23	170	45	a160	a160	a160	480	615	2553	15	170.20	-	170.20	=	0.00	206	539
7	10/03/23	170	45	155	168	202	525	660	3078	18	171.00	-	170.20	=	0.80	206	539
8	10/10/23	171	44	181	173	212	566	698	3644	21	173.52	-	171.00	=	2.52	212	566
9	10/17/23	173	42	168	173	157	498	624	4142	24	172.58	-	173.52	=	-0.94	212	566
10	10/24/23	172	43	159	155	204	518	647	4660	27	172.59	-	172.58	=	0.01	212	566
11	10/31/23	172	43				0	0	4660	27	172.59	-	172.59	=	0.00	212	566

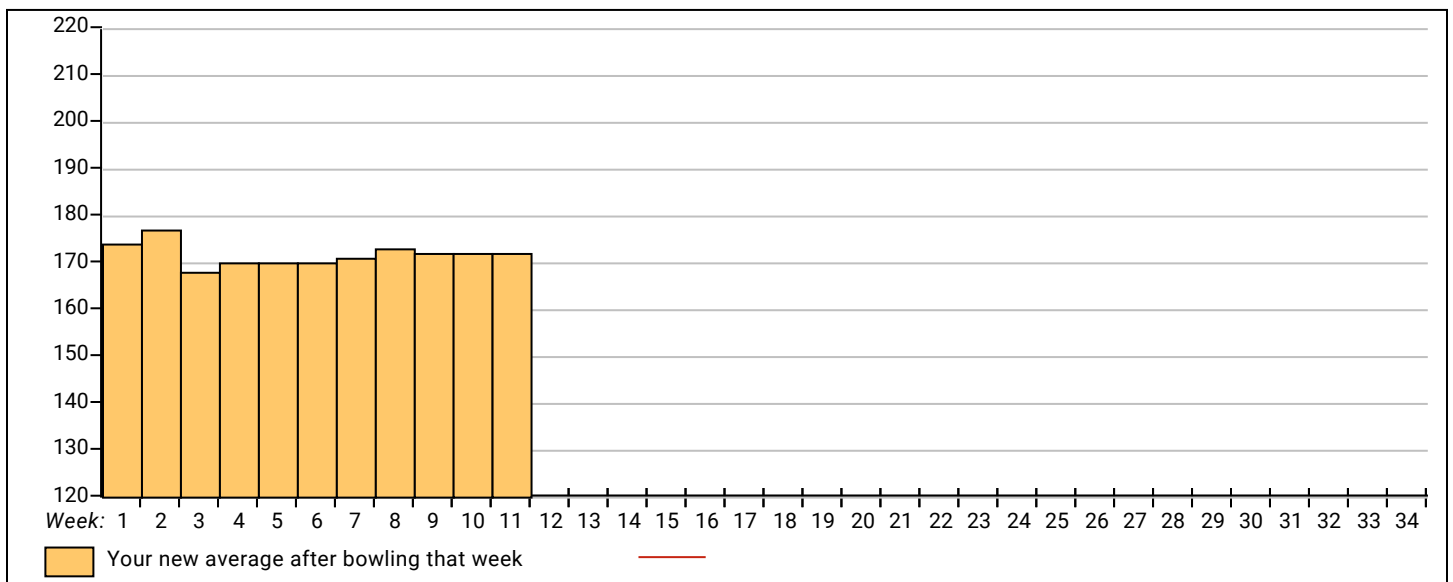
End of 1st part



<u><100</u>	<u>100's</u>	<u>125's</u>	<u>150's</u>	<u>175's</u>	<u>200's</u>	<u>225's</u>	<u>250's</u>	<u>275's</u>	<u>300's</u>
		3	15	3	6				
<u><400</u>	<u>400's</u>	<u>450's</u>	<u>500's</u>	<u>550's</u>	<u>600's</u>	<u>650's</u>	<u>700's</u>	<u>750's</u>	<u>800's</u>
		2	6	1					
			<u>Avg of Game 1</u>	<u>Avg of Game 2</u>	<u>Avg of Game 3</u>				
			163.56	175.78	178.44				

High game of 212 on week 8 High series of 566 on week 8 High average of 177.17 after bowling week 2
 Low game of 125 on week 3 Low series of 451 on week 3 Low average of 168.22 after bowling week 3

High Scores by Game
 Game #1: 202 on week 4 Game #2: 204 on week 2 Game #3: 212 on week 8



Note: This report includes information through October 31 which is Week 11 of 34

CARLOS OBREGON's Bowling Record - Team 1: DANGER RANGERS

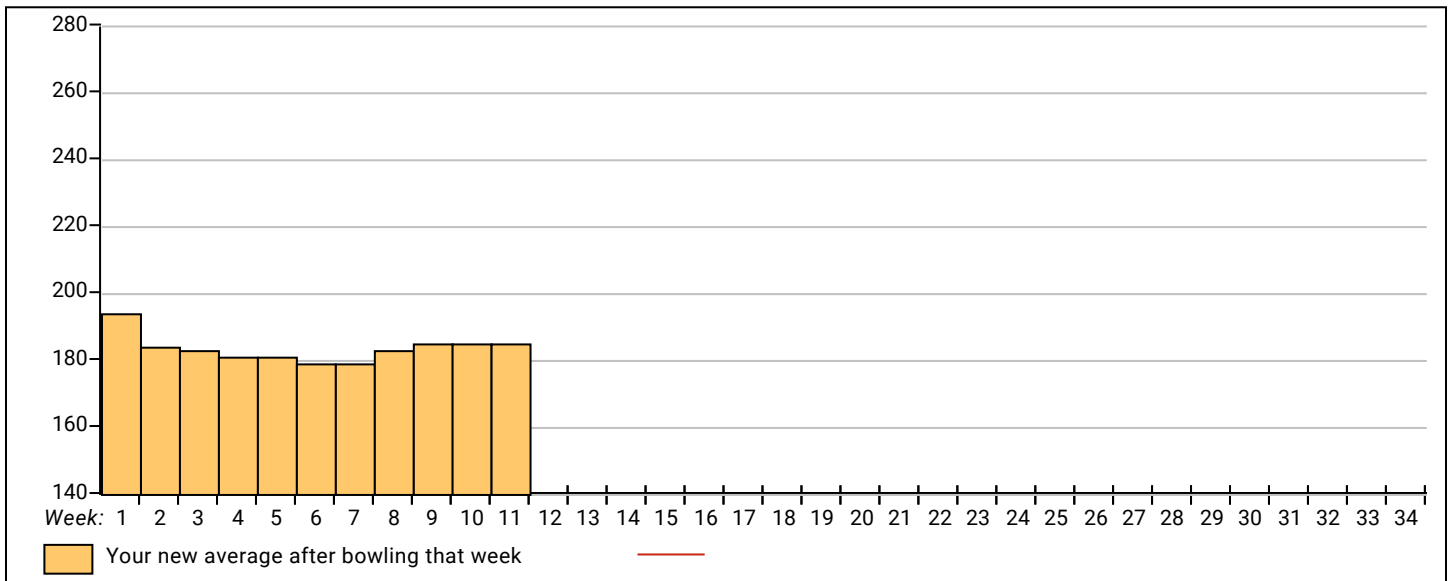
Week No.	Bowling Date	Old Avg	Old HDCP	-1-	-2-	-3-	Total	HDCP Total	Pins	Gms	---Average Change---			High Game	High Sers	HDCP Game	HDCP Sers	
											New	Old	----> +/-					
1	08/22/23	bk180	36	196	175	213	584	692	584	3	194.67	-	0.00	=	194.67	213	584	
2	08/29/23	194	23	174	175	174	523	592	1107	6	184.50	-	194.67	=	-10.17	213	584	
3	09/05/23	184	32	174	195	176	545	641	1652	9	183.56	-	184.50	=	-0.94	213	584	
4	09/12/23	183	33	167	210	150	527	626	2179	12	181.58	-	183.56	=	-1.97	213	584	
5	09/19/23	181	0				0	0	2179	12	181.58	-	181.58	=	0.00	213	584	
6	09/26/23	181	35	211	151	157	519	624	2698	15	179.87	-	181.58	=	-1.72	213	584	246
7	10/03/23	179	36	173	158	194	525	633	3223	18	179.06	-	179.87	=	-0.81	213	584	246
8	10/10/23	179	36	149	278	194	621	729	3844	21	183.05	-	179.06	=	3.99	278	621	314
278 --- 275-284 Men -- TNBA Awards																		
9	10/17/23	183	33	233	195	168	596	695	4440	24	185.00	-	183.05	=	1.95	278	621	314
10	10/24/23	185	0				0	0	4440	24	185.00	-	185.00	=	0.00	278	621	314
11	10/31/23	185	31	a175	a175	a175	525	618	4440	24	185.00	-	185.00	=	0.00	278	621	314

End of 1st part

<u><100</u>	<u>100's</u>	<u>125's</u>	<u>150's</u>	<u>175's</u>	<u>200's</u>	<u>225's</u>	<u>250's</u>	<u>275's</u>	<u>300's</u>
		1	10	8	3	1		1	
<u><400</u>	<u>400's</u>	<u>450's</u>	<u>500's</u>	<u>550's</u>	<u>600's</u>	<u>650's</u>	<u>700's</u>	<u>750's</u>	<u>800's</u>
			5	2	1				
			<u>Avg of Game 1</u>	<u>Avg of Game 2</u>	<u>Avg of Game 3</u>				
			184.63	192.13	178.25				

High game of 278 on week 8 High series of 621 on week 8 High average of 194.67 after bowling week 1
 Low game of 149 on week 8 Low series of 519 on week 6 Low average of 179.06 after bowling week 7

High Scores by Game
 Game #1: 233 on week 9 Game #2: 278 on week 8 Game #3: 213 on week 1



Note: This report includes information through October 31 which is Week 11 of 34

NATE JACKSON's Bowling Record - Team 1: DANGER RANGERS

Week No.	Bowling Date	Old Avg	Old HDCP	-1-	-2-	-3-	Total	HDCP Total	Pins	Gms	---Average Change---			High Game	High Sers	HDCP Game	HDCP Sers		
											New	Old	+/-						
1	08/22/23	bk200	18	186	194	148	528	582	528	3	176.00	-	0.00	=	176.00	194	528		
2	08/29/23	176	39	160	221	223	604	721	1132	6	188.67	-	176.00	=	12.67	223	604		
3	09/05/23	188	28	234	201	190	625	709	1757	9	195.22	-	188.67	=	6.56	234	625		
4	09/12/23	195	22	236	195	247	678	744	2435	12	202.92	-	195.22	=	7.69	247	678		
5	09/19/23	202	16	257	176	198	631	679	3066	15	204.40	-	202.92	=	1.48	257	678	273	679
6	09/26/23	204	14	173	180	246	599	641	3665	18	203.61	-	204.40	=	-0.79	257	678	273	679
7	10/03/23	203	15	201	211	181	593	638	4258	21	202.76	-	203.61	=	-0.85	257	678	273	679
8	10/10/23	202	16	214	206	177	597	645	4855	24	202.29	-	202.76	=	-0.47	257	678	273	679
9	10/17/23	202	16	247	167	188	602	650	5457	27	202.11	-	202.29	=	-0.18	257	678	273	679
10	10/24/23	202	16	177	171	232	580	628	6037	30	201.23	-	202.11	=	-0.88	257	678	273	679
11	10/31/23	201	17	174	165	213	552	603	6589	33	199.67	-	201.23	=	-1.57	257	678	273	679

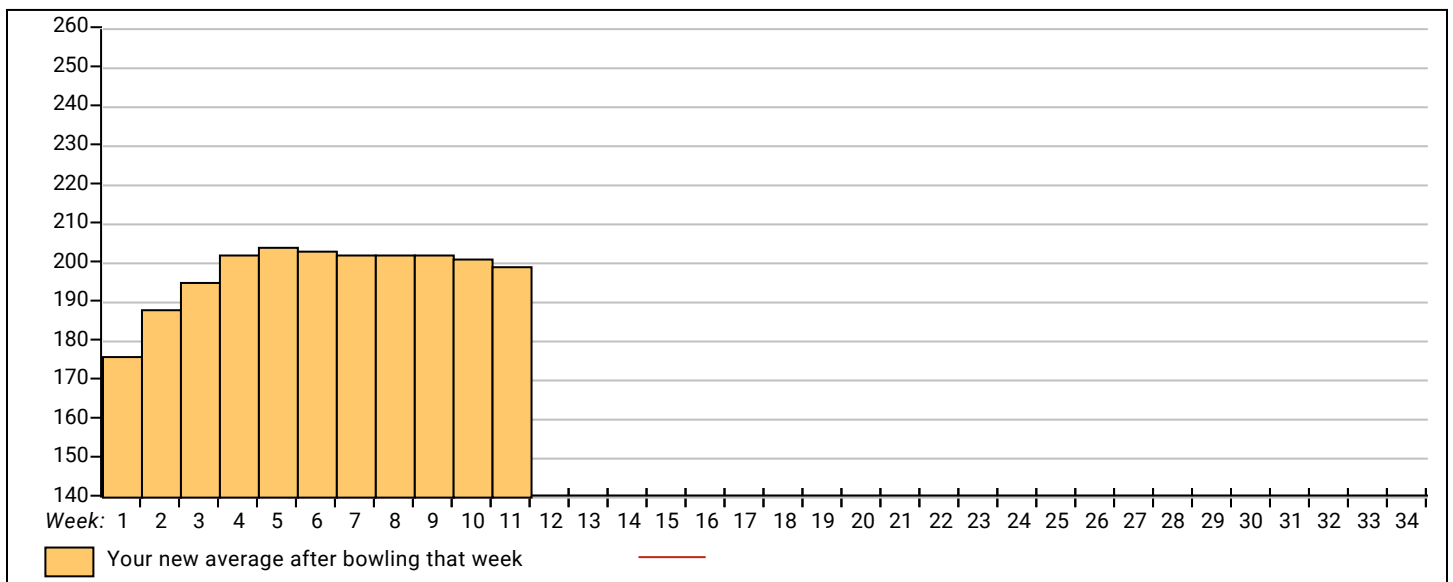
End of 1st part



<u><100</u>	<u>100's</u>	<u>125's</u>	<u>150's</u>	<u>175's</u>	<u>200's</u>	<u>225's</u>	<u>250's</u>	<u>275's</u>	<u>300's</u>
		1	6	11	8	6	1		
<u><400</u>	<u>400's</u>	<u>450's</u>	<u>500's</u>	<u>550's</u>	<u>600's</u>	<u>650's</u>	<u>700's</u>	<u>750's</u>	<u>800's</u>
			1	5	4	1			
			<u>Avg of Game 1</u>	<u>Avg of Game 2</u>	<u>Avg of Game 3</u>				
			205.36	189.73	203.91				

High game of 257 on week 5 High series of 678 on week 4 High average of 204.40 after bowling week 5
 Low game of 148 on week 1 Low series of 528 on week 1 Low average of 176.00 after bowling week 1

High Scores by Game
 Game #1: 257 on week 5 Game #2: 221 on week 2 Game #3: 247 on week 4



Note: This report includes information through October 31 which is Week 11 of 34

BEN BRIGHTWELL's Bowling Record - Team 1: DANGER RANGERS

Week No.	Bowling Date	Old Avg	Old HDCP	-1-	-2-	-3-	Total	HDCP Total	Pins	Gms	---Average Change---			High Game	High Sers	HDCP Game	HDCP Sers	
											New	Old	----> +/-					
1	08/22/23	bk198	19	179	184	235	598	655	598	3	199.33	-	0.00	=	199.33	235	598	
2	08/29/23	199	0				0	0	598	3	199.33	-	199.33	=	0.00	235	598	
3	09/05/23	199	18	205	257	244	706	760	1304	6	217.33	-	199.33	=	18.00	257	706	
706 --- 700 Series Award -- TNBA Awards																		
4	09/12/23	217	0				0	0	1304	6	217.33	-	217.33	=	0.00	257	706	
5	09/19/23	217	2	248	164	276	688	694	1992	9	221.33	-	217.33	=	4.00	276	706	
6	09/26/23	221	0				0	0	1992	9	221.33	-	221.33	=	0.00	276	706	
7	10/03/23	221	0				0	0	1992	9	221.33	-	221.33	=	0.00	276	706	
8	10/10/23	221	0				0	0	1992	9	221.33	-	221.33	=	0.00	276	706	
9	10/17/23	221	0	228	203	175	606	606	2598	12	216.50	-	221.33	=	-4.83	276	706	
10	10/24/23	216	3	203	219	214	636	645	3234	15	215.60	-	216.50	=	-0.90	276	706	222 645
11	10/31/23	215	4	177	163	196	536	548	3770	18	209.44	-	215.60	=	-6.16	276	706	222 645

End of 1st part

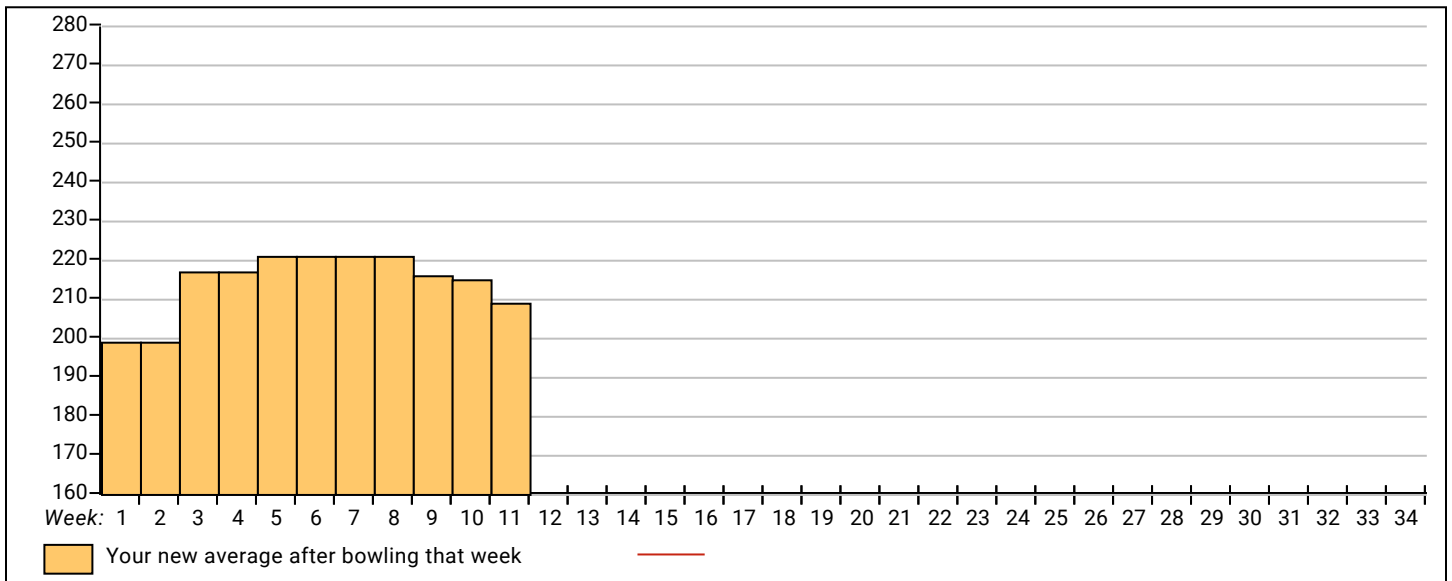


<u><100</u>	<u>100's</u>	<u>125's</u>	<u>150's</u>	<u>175's</u>	<u>200's</u>	<u>225's</u>	<u>250's</u>	<u>275's</u>	<u>300's</u>
			2	5	5	4	1	1	
<u><400</u>	<u>400's</u>	<u>450's</u>	<u>500's</u>	<u>550's</u>	<u>600's</u>	<u>650's</u>	<u>700's</u>	<u>750's</u>	<u>800's</u>
			1	1	2	1	1		
			<u>Avg of Game 1</u>	<u>Avg of Game 2</u>	<u>Avg of Game 3</u>				
			206.67	198.33	223.33				

High game of 276 on week 5 High series of 706 on week 3 High average of 221.33 after bowling week 5
 Low game of 163 on week 11 Low series of 536 on week 11 Low average of 199.33 after bowling week 1

High Scores by Game

Game #1: 248 on week 5 Game #2: 257 on week 3 Game #3: 276 on week 5



Note: This report includes information through October 31 which is Week 11 of 34

AMBER RAINWATER's Bowling Record - Team 1: DANGER RANGERS

Week No.	Bowling Date	Old Avg	Old HDCP	-1-	-2-	-3-	Total	HDCP Total	Pins	Gms	---Average Change---			High Game	High Sers	HDCP Game	HDCP Sers		
											New	Old	---> +/-						
1	08/22/23	0	0				0	0	0	0	-	0.00	=	0.00	0	0			
2	08/29/23	137	74	108	140	163	411	633	411	3	137.00	-	0.00	=	137.00	163	411		
3	09/05/23	137	0				0	0	411	3	137.00	-	137.00	=	0.00	163	411		
4	09/12/23	137	74	151	161	144	456	678	867	6	144.50	-	137.00	=	7.50	163	456		
5	09/19/23	144	68	115	135	170	420	624	1287	9	143.00	-	144.50	=	-1.50	170	456		
6	09/26/23	143	69	175	163	150	488	695	1775	12	147.92	-	143.00	=	4.92	175	488		
7	10/03/23	147	65	127	116	127	370	565	2145	15	143.00	-	147.92	=	-4.92	175	488	192	565
8	10/10/23	143	69	142	142	104	388	595	2533	18	140.72	-	143.00	=	-2.28	175	488	211	595
9	10/17/23	140	0				0	0	2533	18	140.72	-	140.72	=	0.00	175	488	211	595
10	10/24/23	140	72	160	152	123	435	651	2968	21	141.33	-	140.72	=	0.61	175	488	232	651
11	10/31/23	141	71	175	103	146	424	637	3392	24	141.33	-	141.33	=	0.00	175	488	246	651

End of 1st part

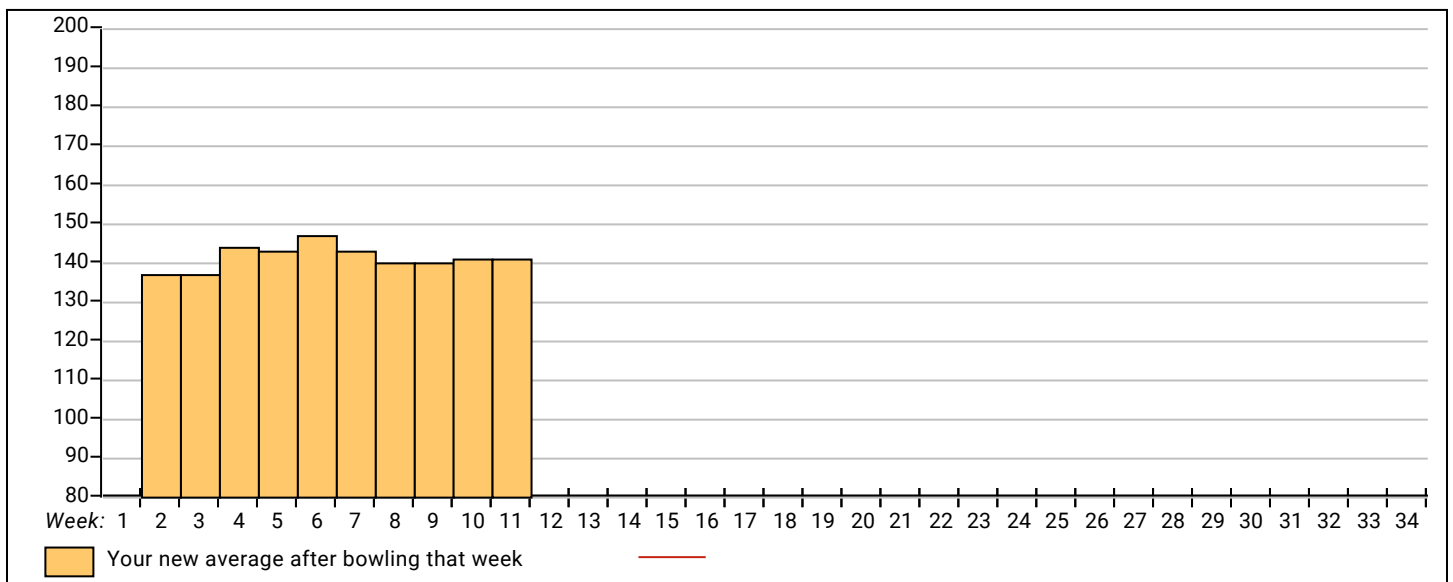


<u><100</u>	<u>100's</u>	<u>125's</u>	<u>150's</u>	<u>175's</u>	<u>200's</u>	<u>225's</u>	<u>250's</u>	<u>275's</u>	<u>300's</u>
	6	8	8	2					
<u><400</u>	<u>400's</u>	<u>450's</u>	<u>500's</u>	<u>550's</u>	<u>600's</u>	<u>650's</u>	<u>700's</u>	<u>750's</u>	<u>800's</u>
2	4	2							

<u>Avg of Game 1</u>	<u>Avg of Game 2</u>	<u>Avg of Game 3</u>
144.13	139.00	140.88

High game of 175 on week 6 High series of 488 on week 6 High average of 147.92 after bowling week 6
 Low game of 103 on week 11 Low series of 370 on week 7 Low average of 137.00 after bowling week 2

High Scores by Game
 Game #1: 175 on week 6 Game #2: 163 on week 6 Game #3: 170 on week 5



Note: This report includes information through October 31 which is Week 11 of 34

TIM MCDANIEL's Bowling Record - Team 2: TROUTT FISHES

Week No.	Bowling Date	Old Avg	Old HDCP	-1-	-2-	-3-	Total	HDCP Total	Pins	Gms	---Average Change---			High Game	High Sers	HDCP Game	HDCP Sers		
											New	Old	+/-						
1	08/22/23	bk197	20	168	279	174	621	681	621	3	207.00	-	0.00	=	207.00	279	621		
2	08/29/23	207	11	179	228	179	586	619	1207	6	201.17	-	207.00	=	-5.83	279	621		
3	09/05/23	201	17	189	203	180	572	623	1779	9	197.67	-	201.17	=	-3.50	279	621		
4	09/12/23	197	20	a187	a187	a187	561	621	1779	9	197.67	-	197.67	=	0.00	279	621		
5	09/19/23	197	20	a187	a187	a187	561	621	1779	9	197.67	-	197.67	=	0.00	279	621		
6	09/26/23	197	20	202	162	169	533	593	2312	12	192.67	-	197.67	=	-5.00	279	621		
7	10/03/23	192	25	173	194	188	555	630	2867	15	191.13	-	192.67	=	-1.53	279	621	219	630
8	10/10/23	191	26	180	171	194	545	623	3412	18	189.56	-	191.13	=	-1.58	279	621	220	630
9	10/17/23	189	27	215	169	225	609	690	4021	21	191.48	-	189.56	=	1.92	279	621	252	690
10	10/24/23	191	26	170	181	214	565	643	4586	24	191.08	-	191.48	=	-0.39	279	621	252	690
11	10/31/23	191	26	216	174	192	582	660	5168	27	191.41	-	191.08	=	0.32	279	621	252	690

End of 1st part

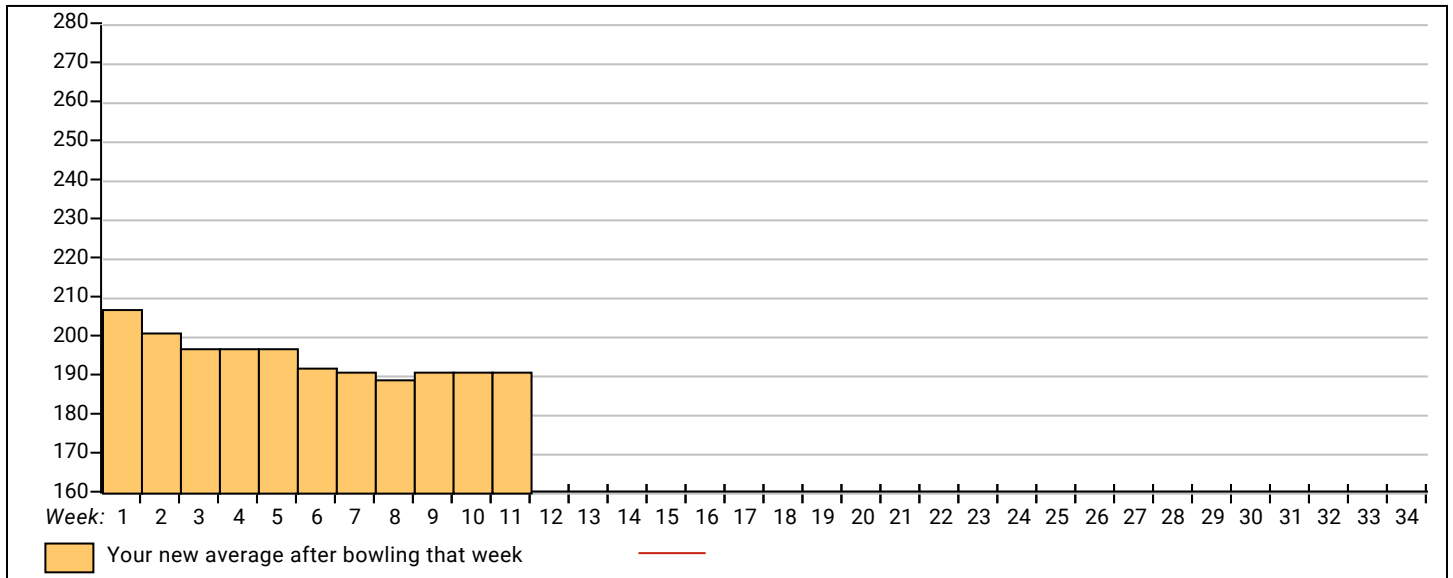


<u><100</u>	<u>100's</u>	<u>125's</u>	<u>150's</u>	<u>175's</u>	<u>200's</u>	<u>225's</u>	<u>250's</u>	<u>275's</u>	<u>300's</u>
			9	10	5	2		1	
<u><400</u>	<u>400's</u>	<u>450's</u>	<u>500's</u>	<u>550's</u>	<u>600's</u>	<u>650's</u>	<u>700's</u>	<u>750's</u>	<u>800's</u>
			2	5	2				
			<u>Avg of Game 1</u>	<u>Avg of Game 2</u>	<u>Avg of Game 3</u>				
			188.00	195.67	190.56				

High game of 279 on week 1 High series of 621 on week 1 High average of 207.00 after bowling week 1
 Low game of 162 on week 6 Low series of 533 on week 6 Low average of 189.56 after bowling week 8

High Scores by Game

Game #1: 216 on week 11 Game #2: 279 on week 1 Game #3: 225 on week 9



Note: This report includes information through October 31 which is Week 11 of 34

GARY GRIFFIN's Bowling Record - Team 2: TROUTT FISHES

Week No.	Bowling Date	Old Avg	Old HDCP	-1-	-2-	-3-	Total	HDCP Total	Pins	Gms	---Average Change---			High Game	High Sers	HDCP Game	HDCP Sers		
											New	Old	---> +/-						
1	08/22/23	bk166	48	121	171	121	413	557	413	3	137.67	-	0.00	=	137.67	171	413		
2	08/29/23	137	74	194	183	167	544	766	957	6	159.50	-	137.67	=	21.83	194	544		
3	09/05/23	159	54	177	161	167	505	667	1462	9	162.44	-	159.50	=	2.94	194	544		
4	09/12/23	162	52	180	159	136	475	631	1937	12	161.42	-	162.44	=	-1.03	194	544		
5	09/19/23	161	53	163	170	137	470	629	2407	15	160.47	-	161.42	=	-0.95	194	544	223	629
6	09/26/23	160	54	151	187	193	531	693	2938	18	163.22	-	160.47	=	2.76	194	544	247	693
7	10/03/23	163	51	193	160	162	515	668	3453	21	164.43	-	163.22	=	1.21	194	544	247	693
8	10/10/23	164	50	179	182	169	530	680	3983	24	165.96	-	164.43	=	1.53	194	544	247	693
9	10/17/23	165	49	146	137	159	442	589	4425	27	163.89	-	165.96	=	-2.07	194	544	247	693
10	10/24/23	163	51	195	151	165	511	664	4936	30	164.53	-	163.89	=	0.64	195	544	247	693
11	10/31/23	164	50	257	158	153	568	718	5504	33	166.79	-	164.53	=	2.25	257	568	307	718

End of 1st part



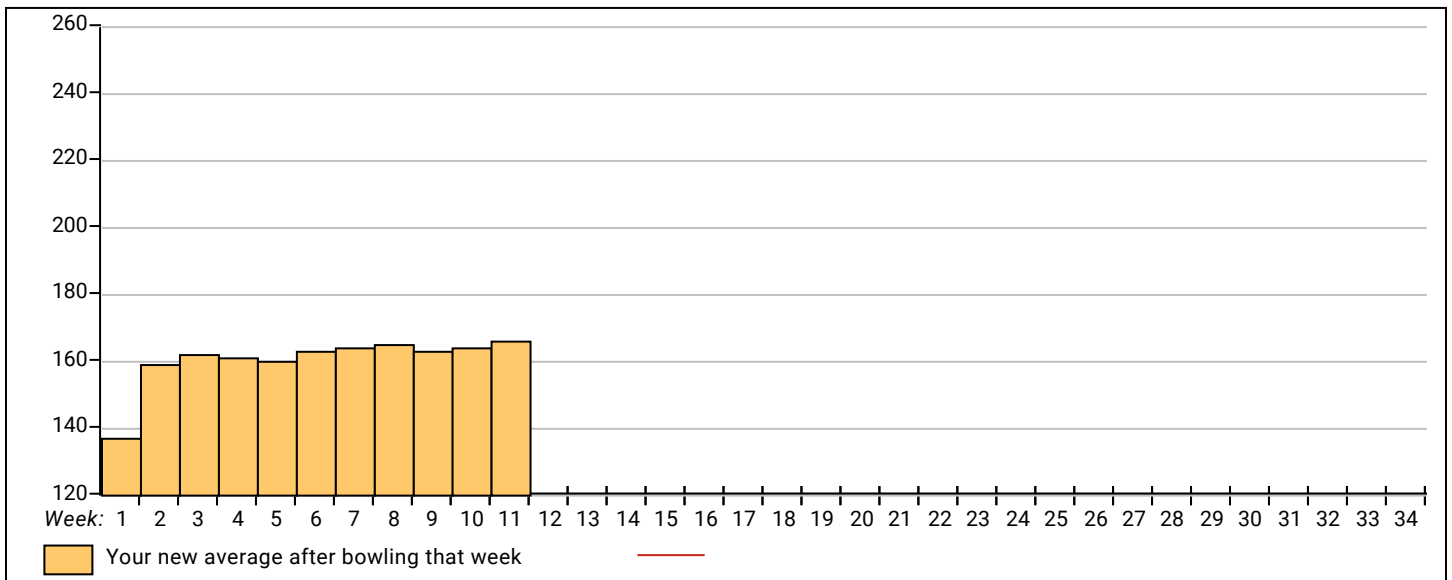
<u><100</u>	<u>100's</u>	<u>125's</u>	<u>150's</u>	<u>175's</u>	<u>200's</u>	<u>225's</u>	<u>250's</u>	<u>275's</u>	<u>300's</u>
	2	4	16	10			1		
<u><400</u>	<u>400's</u>	<u>450's</u>	<u>500's</u>	<u>550's</u>	<u>600's</u>	<u>650's</u>	<u>700's</u>	<u>750's</u>	<u>800's</u>
	2	2	6	1					

<u>Avg of Game 1</u>	<u>Avg of Game 2</u>	<u>Avg of Game 3</u>
177.82	165.36	157.18

High game of 257 on week 11 High series of 568 on week 11 High average of 166.79 after bowling week 11
 Low game of 121 on week 1 Low series of 413 on week 1 Low average of 137.67 after bowling week 1

High Scores by Game

Game #1: 257 on week 11 Game #2: 187 on week 6 Game #3: 193 on week 6



Note: This report includes information through October 31 which is Week 11 of 34

MARCUS ROBINSON's Bowling Record - Team 2: TROUTT FISHES

Week No.	Bowling Date	Old Avg	Old HDCP	-			Total	HDCP Total	Pins Gms		---Average Change---			High Game	High Sers	HDCP Game	HDCP Sers		
				-1-	-2-	-3-			New	Old	---> +/-								
1	08/22/23	bk191	26	143	165	130	438	516	438	3	146.00	-	0.00	=	146.00	165	438		
2	08/29/23	146	66	199	203	181	583	781	1021	6	170.17	-	146.00	=	24.17	203	583		
3	09/05/23	170	45	a160	205	199	564	699	1425	8	178.13	-	170.17	=	7.96	205	583		
4	09/12/23	178	37	182	192	177	551	662	1976	11	179.64	-	178.13	=	1.51	205	583		
5	09/19/23	179	36	187	145	193	525	633	2501	14	178.64	-	179.64	=	-0.99	205	583	229	410
6	09/26/23	178	37	223	135	175	533	644	3034	17	178.47	-	178.64	=	-0.17	223	583	260	644
7	10/03/23	178	37	158	192	129	479	590	3513	20	175.65	-	178.47	=	-2.82	223	583	260	644
8	10/10/23	175	40	165	176	201	542	662	4055	23	176.30	-	175.65	=	0.65	223	583	260	662
9	10/17/23	176	39	156	177	236	569	686	4624	26	177.85	-	176.30	=	1.54	236	583	275	686
10	10/24/23	177	38	a167	a167	a167	501	615	4624	26	177.85	-	177.85	=	0.00	236	583	275	686
11	10/31/23	177	38	181	193	198	572	686	5196	29	179.17	-	177.85	=	1.33	236	583	275	686

End of 1st part

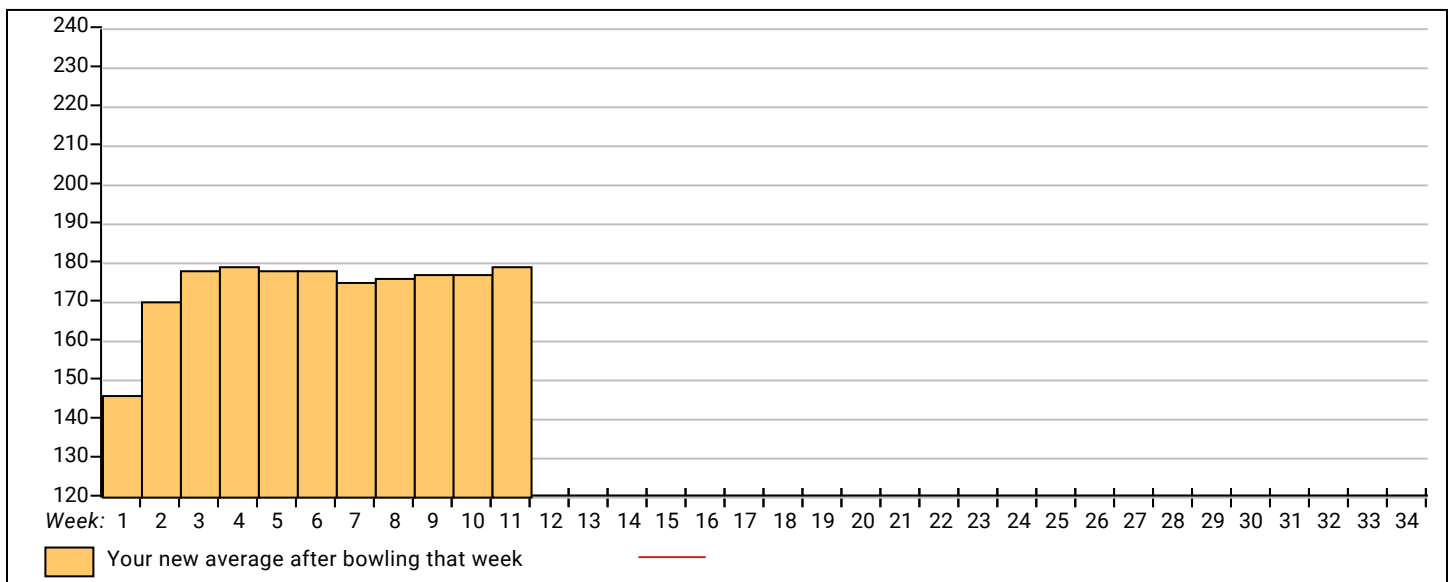


<u><100</u>	<u>100's</u>	<u>125's</u>	<u>150's</u>	<u>175's</u>	<u>200's</u>	<u>225's</u>	<u>250's</u>	<u>275's</u>	<u>300's</u>
		5	4	15	4	1			
<u><400</u>	<u>400's</u>	<u>450's</u>	<u>500's</u>	<u>550's</u>	<u>600's</u>	<u>650's</u>	<u>700's</u>	<u>750's</u>	<u>800's</u>
	1	1	3	5					

<u>Avg of Game 1</u>	<u>Avg of Game 2</u>	<u>Avg of Game 3</u>
177.11	178.30	181.90

High game of 236 on week 9 High series of 583 on week 2 High average of 179.64 after bowling week 4
 Low game of 129 on week 7 Low series of 438 on week 1 Low average of 146.00 after bowling week 1

High Scores by Game
 Game #1: 223 on week 6 Game #2: 205 on week 3 Game #3: 236 on week 9



Note: This report includes information through October 31 which is Week 11 of 34

RICK MCKINNEY's Bowling Record - Team 2: TROUTT FISHES

Week No.	Bowling Date	Old Avg	Old HDCP	-1-	-2-	-3-	Total	HDCP Total	Pins	Gms	---Average Change---			High Game	High Sers	HDCP Game	HDCP Sers		
											New	Old	+/-						
1	08/22/23	bk193	24	163	200	198	561	633	561	3	187.00	-	0.00	=	187.00	200	561		
2	08/29/23	187	29	197	184	156	537	624	1098	6	183.00	-	187.00	=	-4.00	200	561		
3	09/05/23	183	33	191	185	182	558	657	1656	9	184.00	-	183.00	=	1.00	200	561		
4	09/12/23	184	32	225	197	206	628	724	2284	12	190.33	-	184.00	=	6.33	225	628		
5	09/19/23	190	27	233	180	236	649	730	2933	15	195.53	-	190.33	=	5.20	236	649	263	730
6	09/26/23	195	22	173	160	211	544	610	3477	18	193.17	-	195.53	=	-2.37	236	649	263	730
7	10/03/23	193	24	182	156	189	527	599	4004	21	190.67	-	193.17	=	-2.50	236	649	263	730
8	10/10/23	190	27	202	233	212	647	728	4651	24	193.79	-	190.67	=	3.13	236	649	263	730
9	10/17/23	193	24	188	192	160	540	612	5191	27	192.26	-	193.79	=	-1.53	236	649	263	730
10	10/24/23	192	25	183	153	189	525	600	5716	30	190.53	-	192.26	=	-1.73	236	649	263	730
11	10/31/23	190	27	180	207	267	654	735	6370	33	193.03	-	190.53	=	2.50	267	654	294	735

End of 1st part



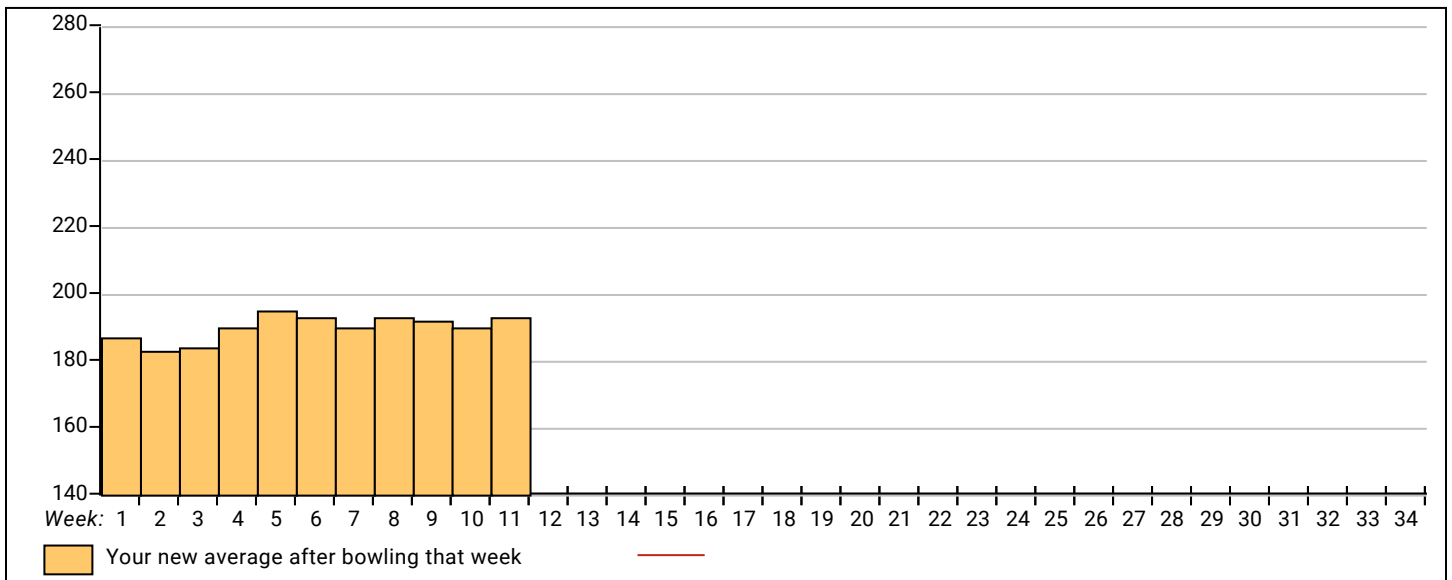
<u><100</u>	<u>100's</u>	<u>125's</u>	<u>150's</u>	<u>175's</u>	<u>200's</u>	<u>225's</u>	<u>250's</u>	<u>275's</u>	<u>300's</u>
			7	15	6	4	1		
<u><400</u>	<u>400's</u>	<u>450's</u>	<u>500's</u>	<u>550's</u>	<u>600's</u>	<u>650's</u>	<u>700's</u>	<u>750's</u>	<u>800's</u>
			5	2	3	1			

<u>Avg of Game 1</u>	<u>Avg of Game 2</u>	<u>Avg of Game 3</u>
192.45	186.09	200.55

High game of 267 on week 11 High series of 654 on week 11 High average of 195.53 after bowling week 5
 Low game of 153 on week 10 Low series of 525 on week 10 Low average of 183.00 after bowling week 2

High Scores by Game

Game #1: 233 on week 5 Game #2: 233 on week 8 Game #3: 267 on week 11



Note: This report includes information through October 31 which is Week 11 of 34

BOB TROUTT's Bowling Record - Team 2: TROUTT FISHES

Week No.	Bowling Date	Old Avg	Old HDCP	-1-	-2-	-3-	Total	HDCP Total	Pins	Gms	---Average Change---			High Game	High Sers	HDCP Game	HDCP Sers		
											New	Old	+/-						
1	08/22/23	bk199	18	160	a189	a189	538	592	160	1	160.00	-	0.00	=	160.00	160	160		
2	08/29/23	bk199	18	206	188	163	557	625	717	4	179.25	-	160.00	=	19.25	206	557		
3	09/05/23	179	36	190	223	188	601	709	1318	7	188.29	-	179.25	=	9.04	223	601		
4	09/12/23	188	28	183	268	186	637	721	1955	10	195.50	-	188.29	=	7.21	268	637		
5	09/19/23	195	22	177	205	212	594	660	2549	13	196.08	-	195.50	=	0.58	268	637	234	234
6	09/26/23	196	21	203	236	181	620	683	3169	16	198.06	-	196.08	=	1.99	268	637	257	683
7	10/03/23	198	19	a188	a188	a188	564	621	3169	16	198.06	-	198.06	=	0.00	268	637	257	683
8	10/10/23	198	19	163	183	199	545	602	3714	19	195.47	-	198.06	=	-2.59	268	637	257	683
9	10/17/23	195	22	182	190	150	522	588	4236	22	192.55	-	195.47	=	-2.93	268	637	257	683
10	10/24/23	192	25	a182	a182	a182	546	621	4236	22	192.55	-	192.55	=	0.00	268	637	257	683
11	10/31/23	192	25	235	213	185	633	708	4869	25	194.76	-	192.55	=	2.21	268	637	260	708

End of 1st part

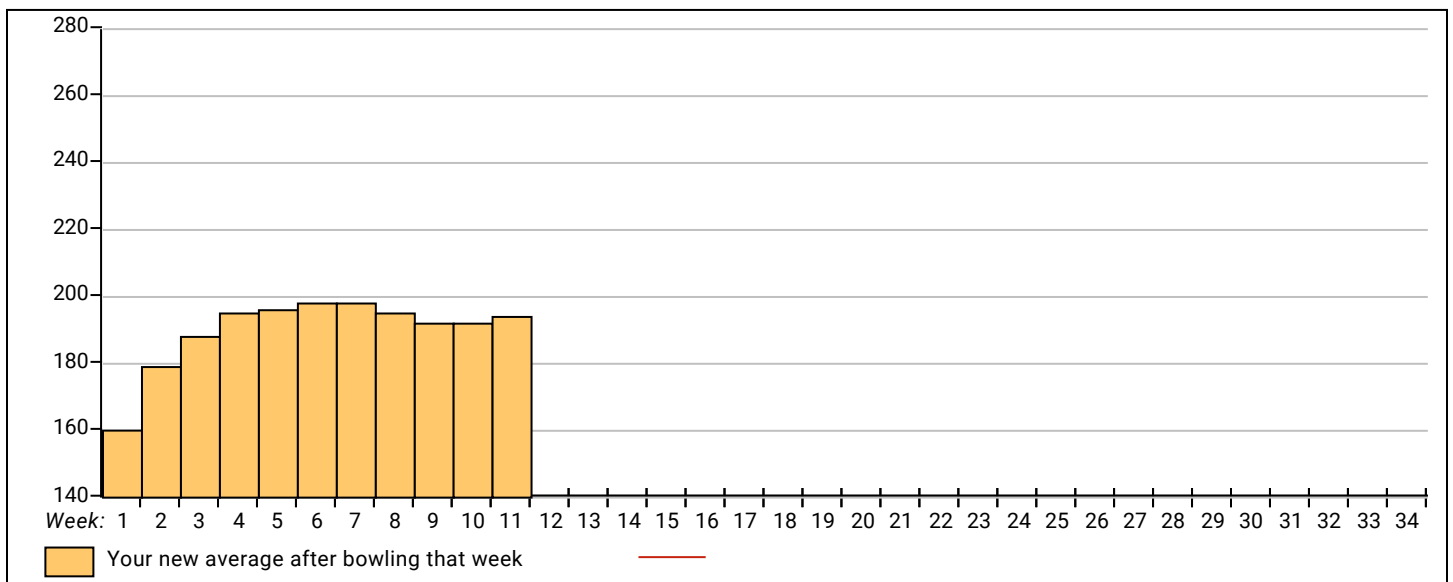


<u><100</u>	<u>100's</u>	<u>125's</u>	<u>150's</u>	<u>175's</u>	<u>200's</u>	<u>225's</u>	<u>250's</u>	<u>275's</u>	<u>300's</u>
			4	12	6	2	1		
<u><400</u>	<u>400's</u>	<u>450's</u>	<u>500's</u>	<u>550's</u>	<u>600's</u>	<u>650's</u>	<u>700's</u>	<u>750's</u>	<u>800's</u>
			2	2	4				
			<u>Avg of Game 1</u>	<u>Avg of Game 2</u>	<u>Avg of Game 3</u>				
			188.78	213.25	183.00				

High game of 268 on week 4 High series of 637 on week 4 High average of 198.06 after bowling week 6
 Low game of 150 on week 9 Low series of 522 on week 9 Low average of 160.00 after bowling week 1

High Scores by Game

Game #1: 235 on week 11 Game #2: 268 on week 4 Game #3: 212 on week 5



Note: This report includes information through October 31 which is Week 11 of 34

MICHAEL CERRATO's Bowling Record - Team 3: WHO DAT

Week No.	Bowling Date	Old Avg	Old HDCP	-1-	-2-	-3-	Total	HDCP Total	Pins	Gms	---Average Change---			High Game	High Sers	HDCP Game	HDCP Sers	
											New	Old	+/-					
1	08/22/23	110	99	111	116	105	332	629	332	3	110.67	-	0.00	=	110.67	116	332	
2	08/29/23	110	99	126	113	106	345	642	677	6	112.83	-	110.67	=	2.17	126	345	
3	09/05/23	112	97	137	143	127	407	698	1084	9	120.44	-	112.83	=	7.61	143	407	
4	09/12/23	120	90	99	103	141	343	613	1427	12	118.92	-	120.44	=	-1.53	143	407	
5	09/19/23	118	91	106	112	126	344	617	1771	15	118.07	-	118.92	=	-0.85	143	407	217
6	09/26/23	118	91	106	111	166	383	656	2154	18	119.67	-	118.07	=	1.60	166	407	257
7	10/03/23	119	90	141	112	146	399	669	2553	21	121.57	-	119.67	=	1.90	166	407	257
8	10/10/23	121	89	129	131	134	394	661	2947	24	122.79	-	121.57	=	1.22	166	407	257
9	10/17/23	122	88	107	135	103	345	609	3292	27	121.93	-	122.79	=	-0.87	166	407	257
10	10/24/23	121	89	130	110	140	380	647	3672	30	122.40	-	121.93	=	0.47	166	407	257
11	10/31/23	122	88	122	110	148	380	644	4052	33	122.79	-	122.40	=	0.39	166	407	257

End of 1st part



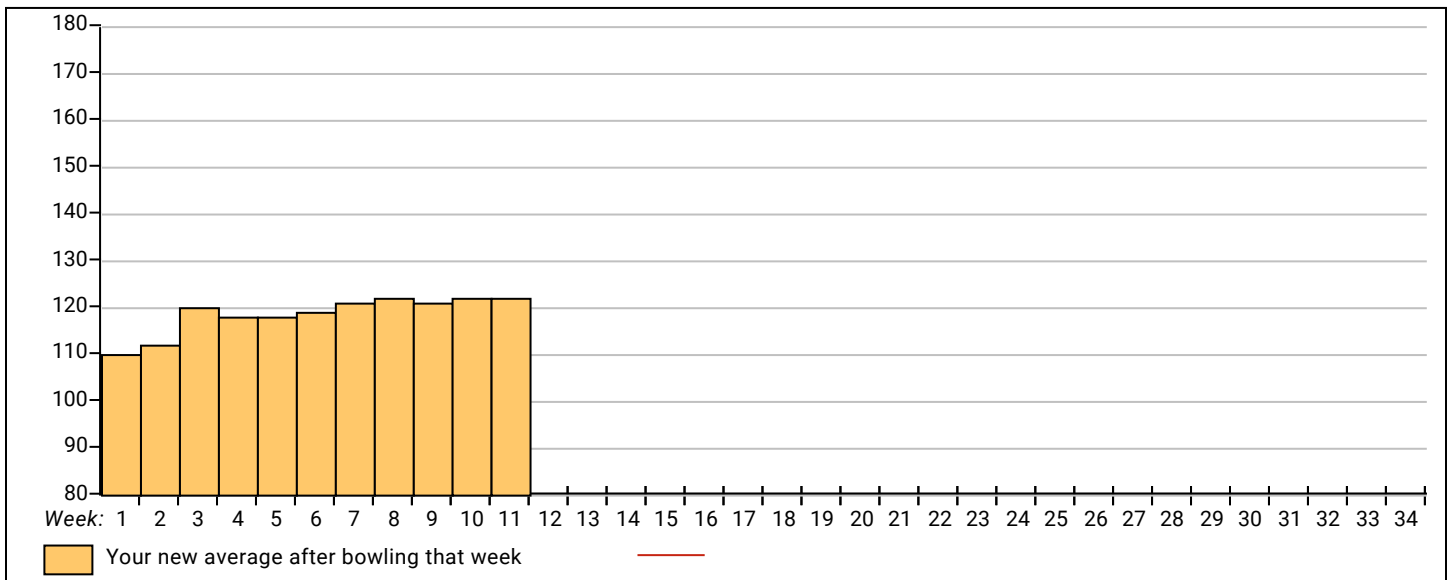
<u><100</u>	<u>100's</u>	<u>125's</u>	<u>150's</u>	<u>175's</u>	<u>200's</u>	<u>225's</u>	<u>250's</u>	<u>275's</u>	<u>300's</u>
1	16	15	1						
<u><400</u>	<u>400's</u>	<u>450's</u>	<u>500's</u>	<u>550's</u>	<u>600's</u>	<u>650's</u>	<u>700's</u>	<u>750's</u>	<u>800's</u>
10	1								

<u>Avg of Game 1</u>	<u>Avg of Game 2</u>	<u>Avg of Game 3</u>
119.45	117.82	131.09

High game of 166 on week 6 High series of 407 on week 3 High average of 122.79 after bowling week 8
 Low game of 99 on week 4 Low series of 332 on week 1 Low average of 110.67 after bowling week 1

High Scores by Game

Game #1: 141 on week 7 Game #2: 143 on week 3 Game #3: 166 on week 6



Note: This report includes information through October 31 which is Week 11 of 34

BRANDON COX's Bowling Record - Team 3: WHO DAT

Week No.	Bowling Date	Old Avg	Old HDCP	-			Total	HDCP Total	Pins	Gms	---Average Change---			High Game	High Sers	HDCP Game	HDCP Sers		
				-1-	-2-	-3-					New	Old	+/-						
1	08/22/23	191	26	159	190	224	573	651	573	3	191.00	-	0.00	=	191.00	224	573		
2	08/29/23	191	26	191	264	178	633	711	1206	6	201.00	-	191.00	=	10.00	264	633		
3	09/05/23	201	17	135	227	214	576	627	1782	9	198.00	-	201.00	=	-3.00	264	633		
4	09/12/23	198	19	148	149	208	505	562	2287	12	190.58	-	198.00	=	-7.42	264	633		
5	09/19/23	190	27	176	180	173	529	610	2816	15	187.73	-	190.58	=	-2.85	264	633	207	610
6	09/26/23	187	29	230	259	184	673	760	3489	18	193.83	-	187.73	=	6.10	264	673	288	760
7	10/03/23	193	24	202	175	169	546	618	4035	21	192.14	-	193.83	=	-1.69	264	673	288	760
8	10/10/23	192	25	146	246	192	584	659	4619	24	192.46	-	192.14	=	0.32	264	673	288	760
9	10/17/23	192	25	172	194	196	562	637	5181	27	191.89	-	192.46	=	-0.57	264	673	288	760
10	10/24/23	191	26	188	209	230	627	705	5808	30	193.60	-	191.89	=	1.71	264	673	288	760
11	10/31/23	193	24	a183	a183	a183	549	621	5808	30	193.60	-	193.60	=	0.00	264	673	288	760

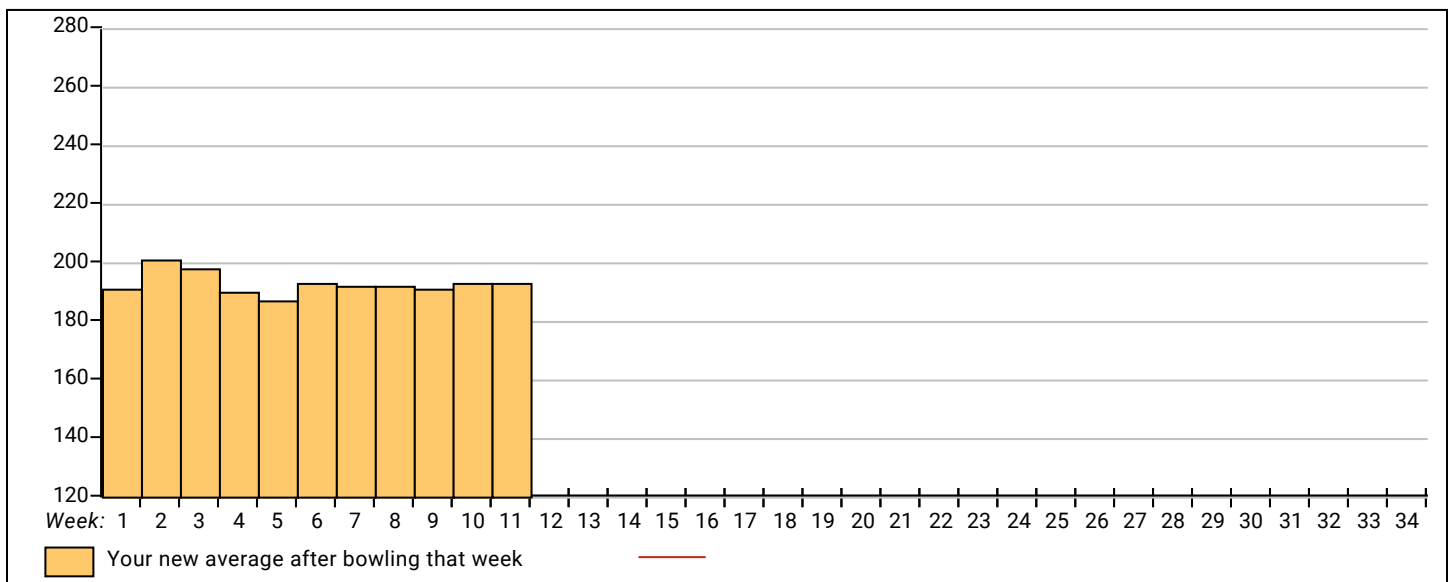
End of 1st part



<u><100</u>	<u>100's</u>	<u>125's</u>	<u>150's</u>	<u>175's</u>	<u>200's</u>	<u>225's</u>	<u>250's</u>	<u>275's</u>	<u>300's</u>
		4	4	11	5	4	2		
<u><400</u>	<u>400's</u>	<u>450's</u>	<u>500's</u>	<u>550's</u>	<u>600's</u>	<u>650's</u>	<u>700's</u>	<u>750's</u>	<u>800's</u>
			3	4	2	1			
			<u>Avg of Game 1</u>	<u>Avg of Game 2</u>	<u>Avg of Game 3</u>				
			174.70	209.30	196.80				

High game of 264 on week 2 High series of 673 on week 6 High average of 201.00 after bowling week 2
 Low game of 135 on week 3 Low series of 505 on week 4 Low average of 187.73 after bowling week 5

High Scores by Game
 Game #1: 230 on week 6 Game #2: 264 on week 2 Game #3: 230 on week 10



Note: This report includes information through October 31 which is Week 11 of 34

CHRISTOPHER COX's Bowling Record - Team 3: WHO DAT

Week No.	Bowling Date	Old Avg	Old HDCP	-1-	-2-	-3-	Total	HDCP Total	Pins	Gms	---Average Change---			High Game	High Sers	HDCP Game	HDCP Sers		
											New	Old	---> +/-						
1	08/22/23	163	51	146	186	158	490	643	490	3	163.33	-	0.00	=	163.33	186	490		
2	08/29/23	163	51	204	209	238	651	804	1141	6	190.17	-	163.33	=	26.83	238	651		
3	09/05/23	190	27	157	223	230	610	691	1751	9	194.56	-	190.17	=	4.39	238	651		
4	09/12/23	194	23	171	211	185	567	636	2318	12	193.17	-	194.56	=	-1.39	238	651		
5	09/19/23	193	24	198	196	203	597	669	2915	15	194.33	-	193.17	=	1.17	238	651	227	669
6	09/26/23	194	23	204	179	158	541	610	3456	18	192.00	-	194.33	=	-2.33	238	651	227	669
7	10/03/23	192	25	157	134	190	481	556	3937	21	187.48	-	192.00	=	-4.52	238	651	227	669
8	10/10/23	187	29	161	205	188	554	641	4491	24	187.13	-	187.48	=	-0.35	238	651	234	669
9	10/17/23	187	29	169	157	218	544	631	5035	27	186.48	-	187.13	=	-0.64	238	651	247	669
10	10/24/23	186	30	224	243	184	651	741	5686	30	189.53	-	186.48	=	3.05	243	651	273	741
11	10/31/23	189	27	228	184	149	561	642	6247	33	189.30	-	189.53	=	-0.23	243	651	273	741

End of 1st part

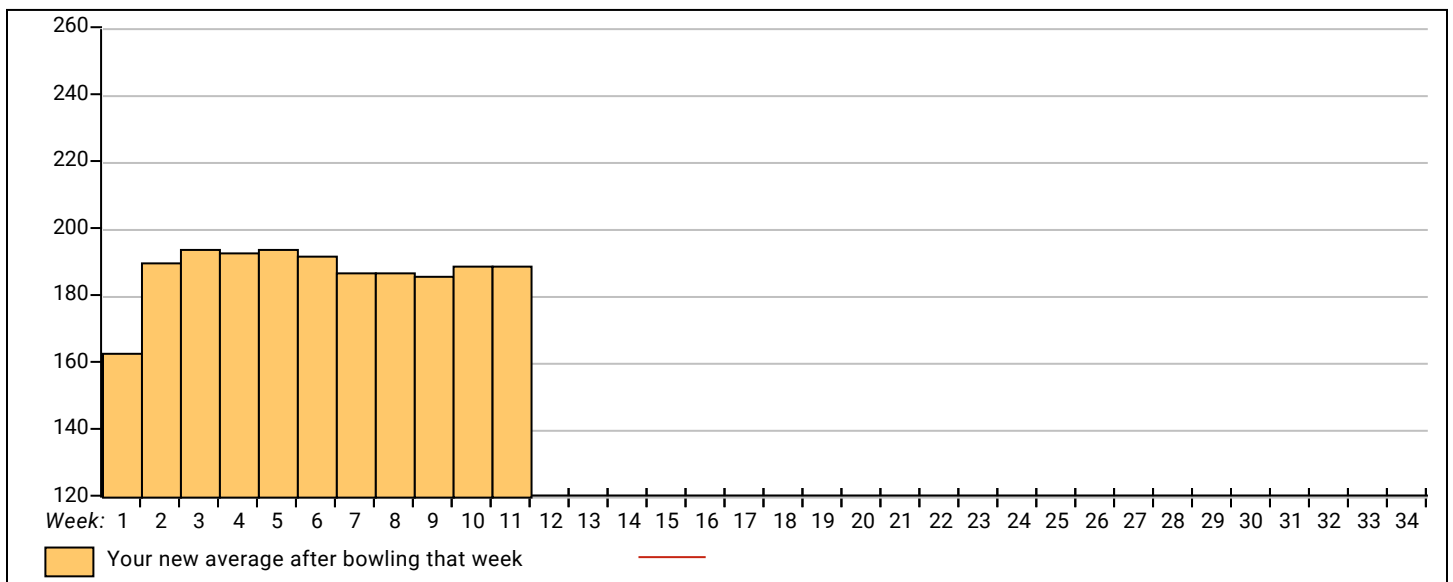


<u><100</u>	<u>100's</u>	<u>125's</u>	<u>150's</u>	<u>175's</u>	<u>200's</u>	<u>225's</u>	<u>250's</u>	<u>275's</u>	<u>300's</u>
		3	8	9	9	4			
<u><400</u>	<u>400's</u>	<u>450's</u>	<u>500's</u>	<u>550's</u>	<u>600's</u>	<u>650's</u>	<u>700's</u>	<u>750's</u>	<u>800's</u>
		2	2	4	1	2			
			<u>Avg of Game 1</u>	<u>Avg of Game 2</u>	<u>Avg of Game 3</u>				
			183.55	193.36	191.00				

High game of 243 on week 10 High series of 651 on week 2 High average of 194.56 after bowling week 3
 Low game of 134 on week 7 Low series of 481 on week 7 Low average of 163.33 after bowling week 1

High Scores by Game

Game #1: 228 on week 11 Game #2: 243 on week 10 Game #3: 238 on week 2



Note: This report includes information through October 31 which is Week 11 of 34

CHRIS BURKHART's Bowling Record - Team 3: WHO DAT

Week No.	Bowling Date	Old Avg	Old HDCP	-1-	-2-	-3-	Total	HDCP Total	Pins	Gms	---Average Change---			High Game	High Sers	HDCP Game	HDCP Sers	
											New	Old	+/-					
1	08/22/23	bk188	28	152	175	196	523	607	523	3	174.33	-	0.00	=	174.33	196	523	
2	08/29/23	174	41	215	157	204	576	699	1099	6	183.17	-	174.33	=	8.83	215	576	
3	09/05/23	183	33	176	163	188	527	626	1626	9	180.67	-	183.17	=	-2.50	215	576	
4	09/12/23	180	36	174	185	158	517	625	2143	12	178.58	-	180.67	=	-2.08	215	576	
5	09/19/23	178	37	194	182	142	518	629	2661	15	177.40	-	178.58	=	-1.18	215	576	231
6	09/26/23	177	38	175	214	180	569	683	3230	18	179.44	-	177.40	=	2.04	215	576	252
7	10/03/23	179	36	170	194	162	526	634	3756	21	178.86	-	179.44	=	-0.59	215	576	252
8	10/10/23	178	37	207	176	192	575	686	4331	24	180.46	-	178.86	=	1.60	215	576	252
9	10/17/23	180	36	232	194	204	630	738	4961	27	183.74	-	180.46	=	3.28	232	630	268
10	10/24/23	183	33	238	159	156	553	652	5514	30	183.80	-	183.74	=	0.06	238	630	271
11	10/31/23	183	33	234	211	191	636	735	6150	33	186.36	-	183.80	=	2.56	238	636	271

End of 1st part

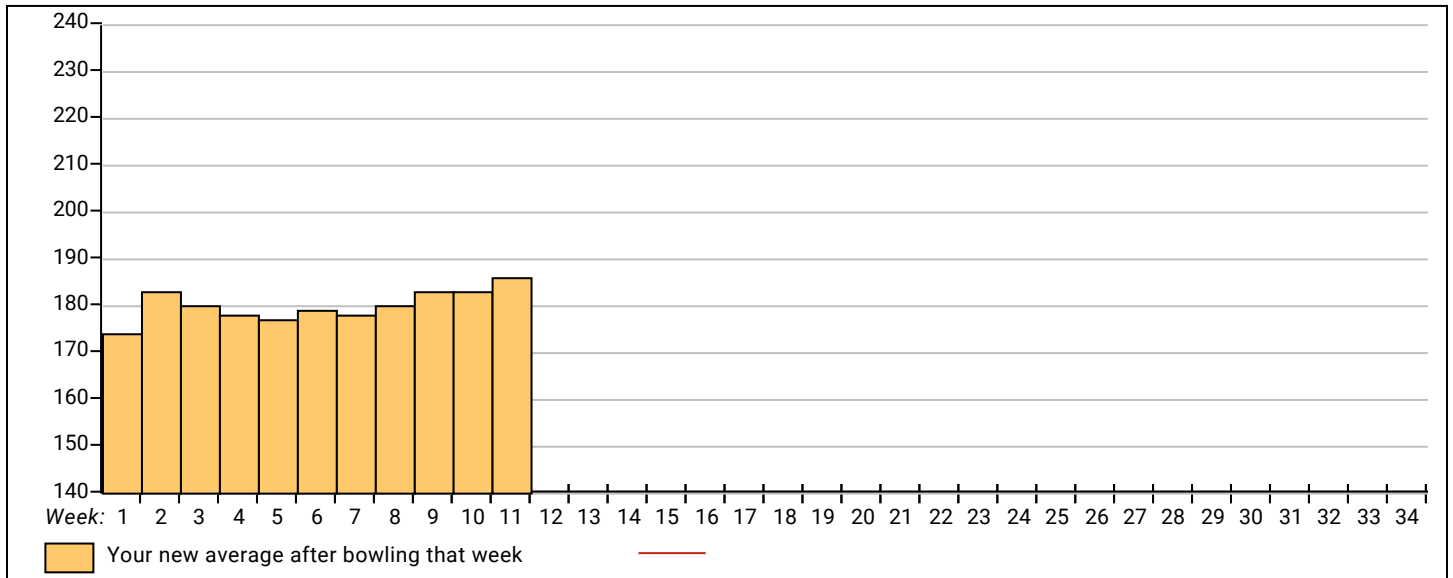


<u><100</u>	<u>100's</u>	<u>125's</u>	<u>150's</u>	<u>175's</u>	<u>200's</u>	<u>225's</u>	<u>250's</u>	<u>275's</u>	<u>300's</u>
		1	9	14	6	3			
<u><400</u>	<u>400's</u>	<u>450's</u>	<u>500's</u>	<u>550's</u>	<u>600's</u>	<u>650's</u>	<u>700's</u>	<u>750's</u>	<u>800's</u>
			5	4	2				
			<u>Avg of Game 1</u>	<u>Avg of Game 2</u>	<u>Avg of Game 3</u>				
			197.00	182.73	179.36				

High game of 238 on week 10 High series of 636 on week 11 High average of 186.36 after bowling week 11
 Low game of 142 on week 5 Low series of 517 on week 4 Low average of 174.33 after bowling week 1

High Scores by Game

Game #1: 238 on week 10 Game #2: 214 on week 6 Game #3: 204 on week 2



Note: This report includes information through October 31 which is Week 11 of 34

ROBERT PAK's Bowling Record - Team 3: WHO DAT

Week No.	Bowling Date	Old Avg	Old HDCP	HDCP			Total	HDCP Total	Pins	Gms	---Average Change---			High Game	High Sers	HDCP Game	HDCP Sers		
				-1-	-2-	-3-					New	Old	+/-						
1	08/22/23	bk185	31	212	195	164	571	664	571	3	190.33	-	0.00	=	190.33	212	571		
2	08/29/23	190	27	233	212	182	627	708	1198	6	199.67	-	190.33	=	9.33	233	627		
3	09/05/23	199	18	a189	a189	a189	567	621	1198	6	199.67	-	199.67	=	0.00	233	627		
4	09/12/23	199	18	200	226	210	636	690	1834	9	203.78	-	199.67	=	4.11	233	636		
5	09/19/23	203	15	157	192	206	555	600	2389	12	199.08	-	203.78	=	-4.69	233	636		
6	09/26/23	199	18	221	160	198	579	633	2968	15	197.87	-	199.08	=	-1.22	233	636	239	633
7	10/03/23	197	20	201	178	147	526	586	3494	18	194.11	-	197.87	=	-3.76	233	636	239	633
8	10/10/23	194	23	192	179	194	565	634	4059	21	193.29	-	194.11	=	-0.83	233	636	239	634
9	10/17/23	193	24	149	145	156	450	522	4509	24	187.88	-	193.29	=	-5.41	233	636	239	634
10	10/24/23	187	29	286	166	182	634	721	5143	27	190.48	-	187.88	=	2.61	286	636	315	721
286 --- 285-298 Game Men -- TNBA Awards																			
11	10/31/23	190	27	200	172	199	571	652	5714	30	190.47	-	190.48	=	-0.01	286	636	315	721

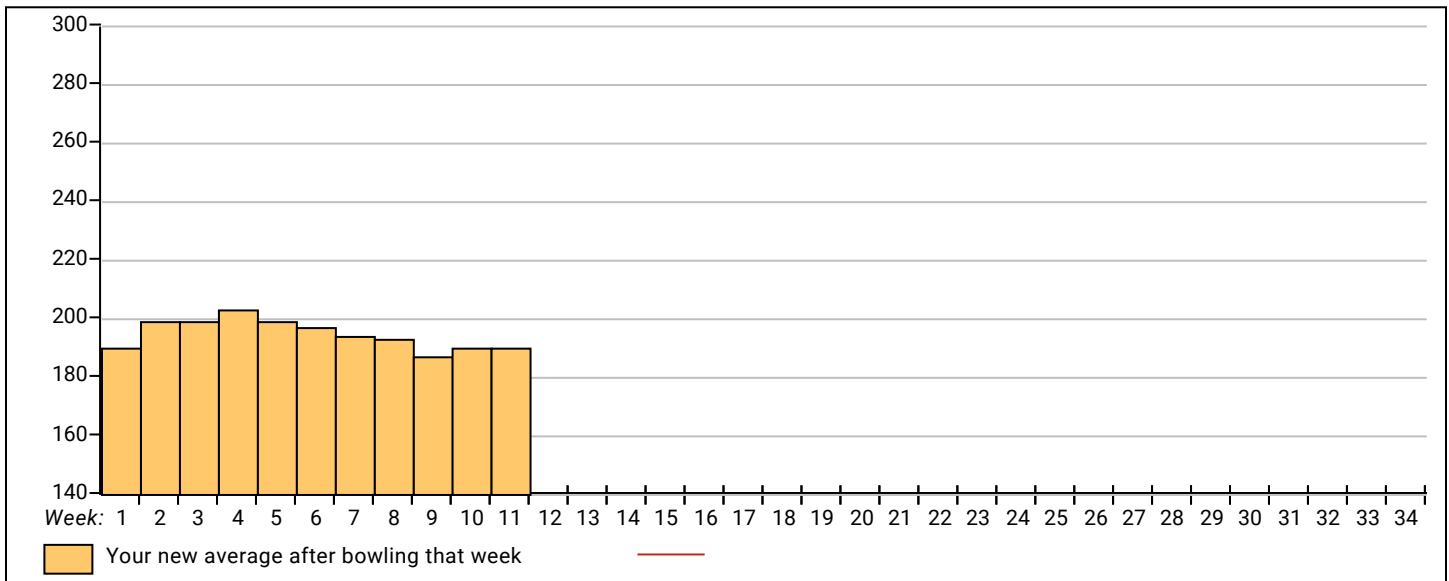
End of 1st part

<u><100</u>	<u>100's</u>	<u>125's</u>	<u>150's</u>	<u>175's</u>	<u>200's</u>	<u>225's</u>	<u>250's</u>	<u>275's</u>	<u>300's</u>
		3	6	10	8	2		1	
<u><400</u>	<u>400's</u>	<u>450's</u>	<u>500's</u>	<u>550's</u>	<u>600's</u>	<u>650's</u>	<u>700's</u>	<u>750's</u>	<u>800's</u>
		1	1	5	3				
<u>Avg of Game 1</u>			<u>Avg of Game 2</u>			<u>Avg of Game 3</u>			
205.10			182.50			183.80			

High game of 286 on week 10 High series of 636 on week 4 High average of 203.78 after bowling week 4
 Low game of 145 on week 9 Low series of 450 on week 9 Low average of 187.88 after bowling week 9

High Scores by Game

Game #1: 286 on week 10 Game #2: 226 on week 4 Game #3: 210 on week 4



Note: This report includes information through October 31 which is Week 11 of 34

JUSTIN SIDES's Bowling Record - Team 4: HELENA INDUSTRIES, LLC

Week No.	Bowling Date	Old Avg	Old HDCP	-1-	-2-	-3-	Total	HDCP Total	Pins	Gms	---Average Change---			High Game	High Sers	HDCP Game	HDCP Sers		
											New	Old	+/-						
1	08/22/23	177	38	160	180	192	532	646	532	3	177.33	-	0.00	=	177.33	192	532		
2	08/29/23	177	38	157	157	131	445	559	977	6	162.83	-	177.33	=	-14.50	192	532		
3	09/05/23	162	0				0	0	977	6	162.83	-	162.83	=	0.00	192	532		
4	09/12/23	162	0				0	0	977	6	162.83	-	162.83	=	0.00	192	532		
5	09/19/23	162	0				0	0	977	6	162.83	-	162.83	=	0.00	192	532		
6	09/26/23	162	52	168	127	187	482	638	1459	9	162.11	-	162.83	=	-0.72	192	532		
7	10/03/23	162	52	168	150	186	504	660	1963	12	163.58	-	162.11	=	1.47	192	532		
8	10/10/23	163	51	162	192	177	531	684	2494	15	166.27	-	163.58	=	2.68	192	532	243	684
9	10/17/23	166	48	203	189	175	567	711	3061	18	170.06	-	166.27	=	3.79	203	567	251	711
10	10/24/23	170	45	191	171	147	509	644	3570	21	170.00	-	170.06	=	-0.06	203	567	251	711
11	10/31/23	170	45				0	0	3570	21	170.00	-	170.00	=	0.00	203	567	251	711

End of 1st part

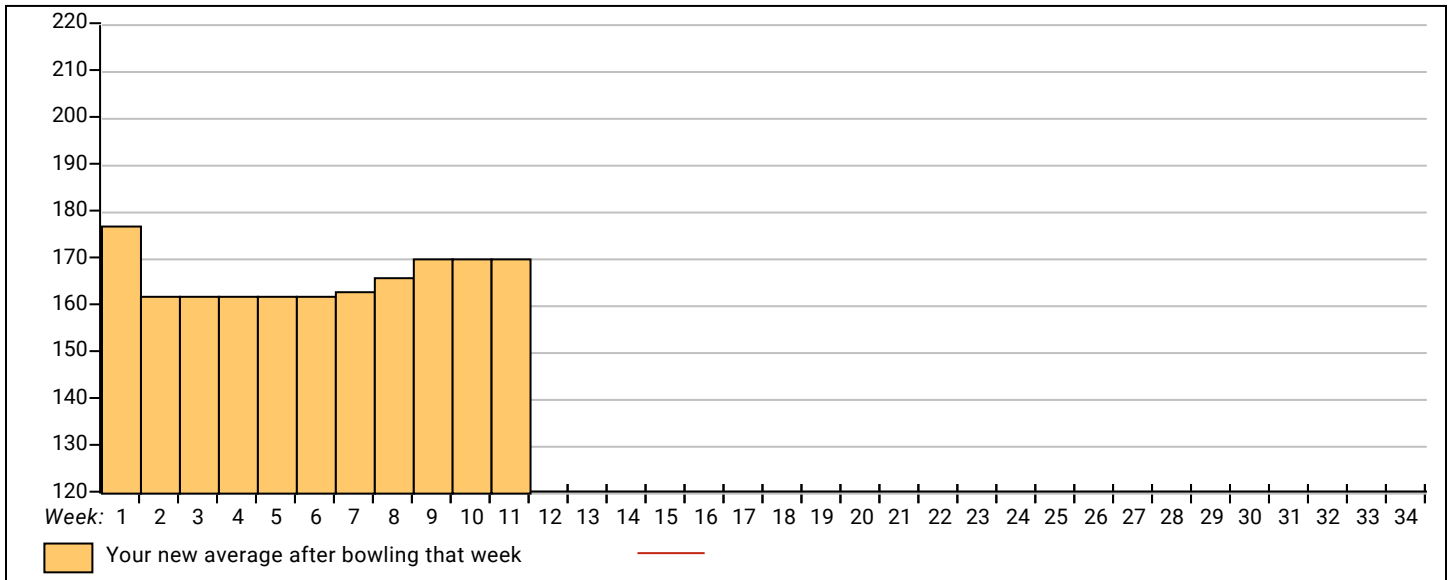


<u><100</u>	<u>100's</u>	<u>125's</u>	<u>150's</u>	<u>175's</u>	<u>200's</u>	<u>225's</u>	<u>250's</u>	<u>275's</u>	<u>300's</u>
		3	8	9	1				
<u><400</u>	<u>400's</u>	<u>450's</u>	<u>500's</u>	<u>550's</u>	<u>600's</u>	<u>650's</u>	<u>700's</u>	<u>750's</u>	<u>800's</u>
	1	1	4	1					
			<u>Avg of Game 1</u>	<u>Avg of Game 2</u>	<u>Avg of Game 3</u>				
			172.71	166.57	170.71				

High game of 203 on week 9 High series of 567 on week 9 High average of 177.33 after bowling week 1
 Low game of 127 on week 6 Low series of 445 on week 2 Low average of 162.11 after bowling week 6

High Scores by Game

Game #1: 203 on week 9 Game #2: 192 on week 8 Game #3: 192 on week 1



Note: This report includes information through October 31 which is Week 11 of 34

JASON FITTS's Bowling Record - Team 4: HELENA INDUSTRIES, LLC

Week No.	Bowling Date	Old Avg	Old HDCP	-1- -2- -3-			Total	HDCP Total	Pins	Gms	---Average Change---			High Game	High Sers	HDCP Game	HDCP Sers
											New - Old	----> +/-					
1	08/22/23	bk205	13	159	190	193	542	581	542	3	180.67	- 0.00	= 180.67	193	542		
2	08/29/23	180	0				0	0	542	3	180.67	- 180.67	= 0.00	193	542		
3	09/05/23	180	36	170	203	222	595	703	1137	6	189.50	- 180.67	= 8.83	222	595		
4	09/12/23	189	27	180	227	182	589	670	1726	9	191.78	- 189.50	= 2.28	227	595		
5	09/19/23	191	26	226	170	232	628	706	2354	12	196.17	- 191.78	= 4.39	232	628		
6	09/26/23	196	21	192	200	208	600	663	2954	15	196.93	- 196.17	= 0.77	232	628	229	663
7	10/03/23	196	0				0	0	2954	15	196.93	- 196.93	= 0.00	232	628	229	663
8	10/10/23	196	21	204	234	220	658	721	3612	18	200.67	- 196.93	= 3.73	234	658	255	721
9	10/17/23	200	18	149	161	280	590	644	4202	21	200.10	- 200.67	= -0.57	280	658	298	721
10	10/24/23	200	18	207	221	221	649	703	4851	24	202.13	- 200.10	= 2.03	280	658	298	721
11	10/31/23	202	16	242	195	194	631	679	5482	27	203.04	- 202.13	= 0.91	280	658	298	721

End of 1st part

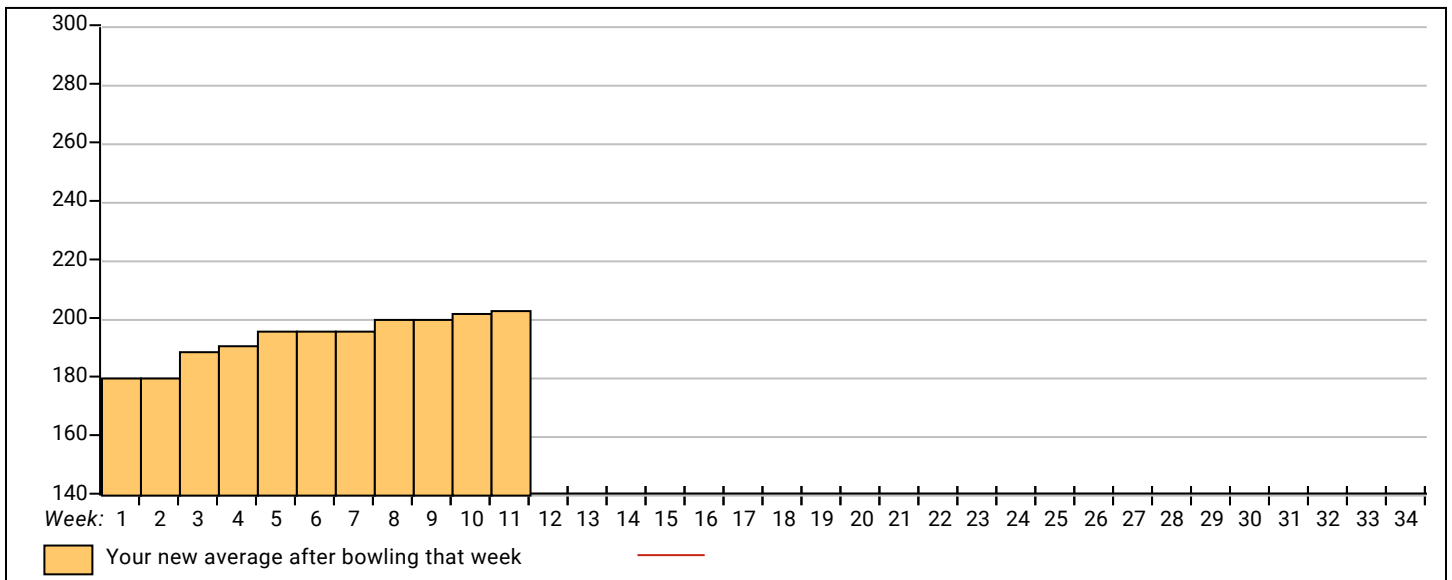


<u><100</u>	<u>100's</u>	<u>125's</u>	<u>150's</u>	<u>175's</u>	<u>200's</u>	<u>225's</u>	<u>250's</u>	<u>275's</u>	<u>300's</u>
		1	4	7	9	5		1	
<u><400</u>	<u>400's</u>	<u>450's</u>	<u>500's</u>	<u>550's</u>	<u>600's</u>	<u>650's</u>	<u>700's</u>	<u>750's</u>	<u>800's</u>
			1	3	4	1			
			<u>Avg of Game 1</u>	<u>Avg of Game 2</u>	<u>Avg of Game 3</u>				
			192.11	200.11	216.89				

High game of 280 on week 9 High series of 658 on week 8 High average of 203.04 after bowling week 11
 Low game of 149 on week 9 Low series of 542 on week 1 Low average of 180.67 after bowling week 1

High Scores by Game

Game #1: 242 on week 11 Game #2: 234 on week 8 Game #3: 280 on week 9



Note: This report includes information through October 31 which is Week 11 of 34

JOSEPH FERRARO's Bowling Record - Team 4: HELENA INDUSTRIES, LLC

Week No.	Bowling Date	Old Avg	Old HDCP	-1-	-2-	-3-	Total	HDCP		---Average Change---			High Game	High Sers	HDCP Game	HDCP Sers			
								Total	Pins	Gms	New	Old					+/-		
1	08/22/23	bk181	35	149	221	157	527	632	527	3	175.67	-	0.00	=	175.67	221	527		
2	08/29/23	175	40	180	166	169	515	635	1042	6	173.67	-	175.67	=	-2.00	221	527		
3	09/05/23	173	42	213	197	137	547	673	1589	9	176.56	-	173.67	=	2.89	221	547		
4	09/12/23	176	39	145	204	174	523	640	2112	12	176.00	-	176.56	=	-0.56	221	547		
5	09/19/23	176	39	171	189	182	542	659	2654	15	176.93	-	176.00	=	0.93	221	547	228	659
6	09/26/23	176	39	190	181	175	546	663	3200	18	177.78	-	176.93	=	0.84	221	547	229	663
7	10/03/23	177	38	181	185	182	548	662	3748	21	178.48	-	177.78	=	0.70	221	548	229	663
8	10/10/23	178	37	208	246	191	645	756	4393	24	183.04	-	178.48	=	4.57	246	645	283	756
9	10/17/23	183	33	164	138	161	463	562	4856	27	179.85	-	183.04	=	-3.19	246	645	283	756
10	10/24/23	179	36	226	170	256	652	760	5508	30	183.60	-	179.85	=	3.75	256	652	292	760
11	10/31/23	183	33	167	233	207	607	706	6115	33	185.30	-	183.60	=	1.70	256	652	292	760

End of 1st part

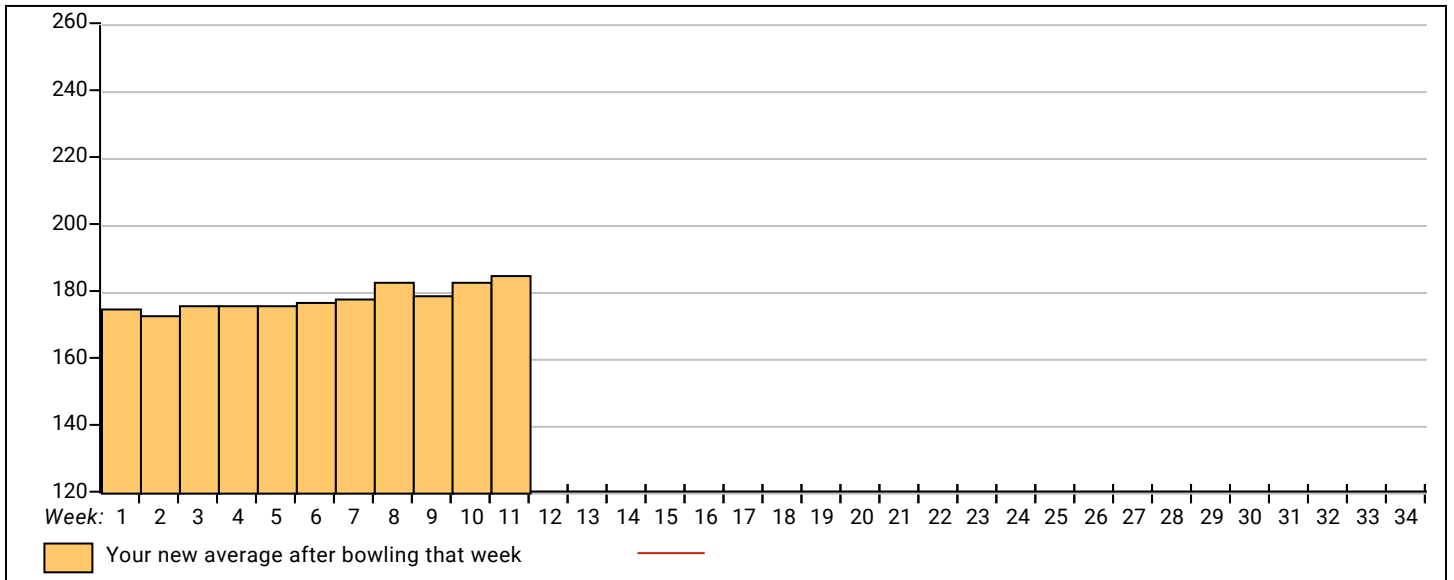


<u><100</u>	<u>100's</u>	<u>125's</u>	<u>150's</u>	<u>175's</u>	<u>200's</u>	<u>225's</u>	<u>250's</u>	<u>275's</u>	<u>300's</u>
		4	9	11	5	3	1		
<u><400</u>	<u>400's</u>	<u>450's</u>	<u>500's</u>	<u>550's</u>	<u>600's</u>	<u>650's</u>	<u>700's</u>	<u>750's</u>	<u>800's</u>
		1	7		2	1			
			<u>Avg of Game 1</u>	<u>Avg of Game 2</u>	<u>Avg of Game 3</u>				
			181.27	193.64	181.00				

High game of 256 on week 10 High series of 652 on week 10 High average of 185.30 after bowling week 11
 Low game of 137 on week 3 Low series of 463 on week 9 Low average of 173.67 after bowling week 2

High Scores by Game

Game #1: 226 on week 10 Game #2: 246 on week 8 Game #3: 256 on week 10



Note: This report includes information through October 31 which is Week 11 of 34

MIKE RAMSEY's Bowling Record - Team 4: HELENA INDUSTRIES, LLC

Week No.	Bowling Date	Old Avg	Old HDCP	-1-	-2-	-3-	Total	HDCP Total	Pins	Gms	---Average Change---			High Game	High Sers	HDCP Game	HDCP Sers	
											New	Old	+/-					
1	08/22/23	bk186	30	150	192	151	493	583	493	3	164.33	-	0.00	=	164.33	192	493	
2	08/29/23	164	50	221	175	181	577	727	1070	6	178.33	-	164.33	=	14.00	221	577	
3	09/05/23	178	37	195	170	193	558	669	1628	9	180.89	-	178.33	=	2.56	221	577	
4	09/12/23	180	36	181	195	170	546	654	2174	12	181.17	-	180.89	=	0.28	221	577	
5	09/19/23	181	35	196	207	226	629	734	2803	15	186.87	-	181.17	=	5.70	226	629	261
6	09/26/23	186	30	159	182	217	558	648	3361	18	186.72	-	186.87	=	-0.14	226	629	261
7	10/03/23	186	30	224	203	232	659	749	4020	21	191.43	-	186.72	=	4.71	232	659	262
8	10/10/23	191	26	191	136	171	498	576	4518	24	188.25	-	191.43	=	-3.18	232	659	262
9	10/17/23	188	28	190	172	192	554	638	5072	27	187.85	-	188.25	=	-0.40	232	659	262
10	10/24/23	187	29	179	129	161	469	556	5541	30	184.70	-	187.85	=	-3.15	232	659	262
11	10/31/23	184	32	192	180	191	563	659	6104	33	184.97	-	184.70	=	0.27	232	659	262

End of 1st part



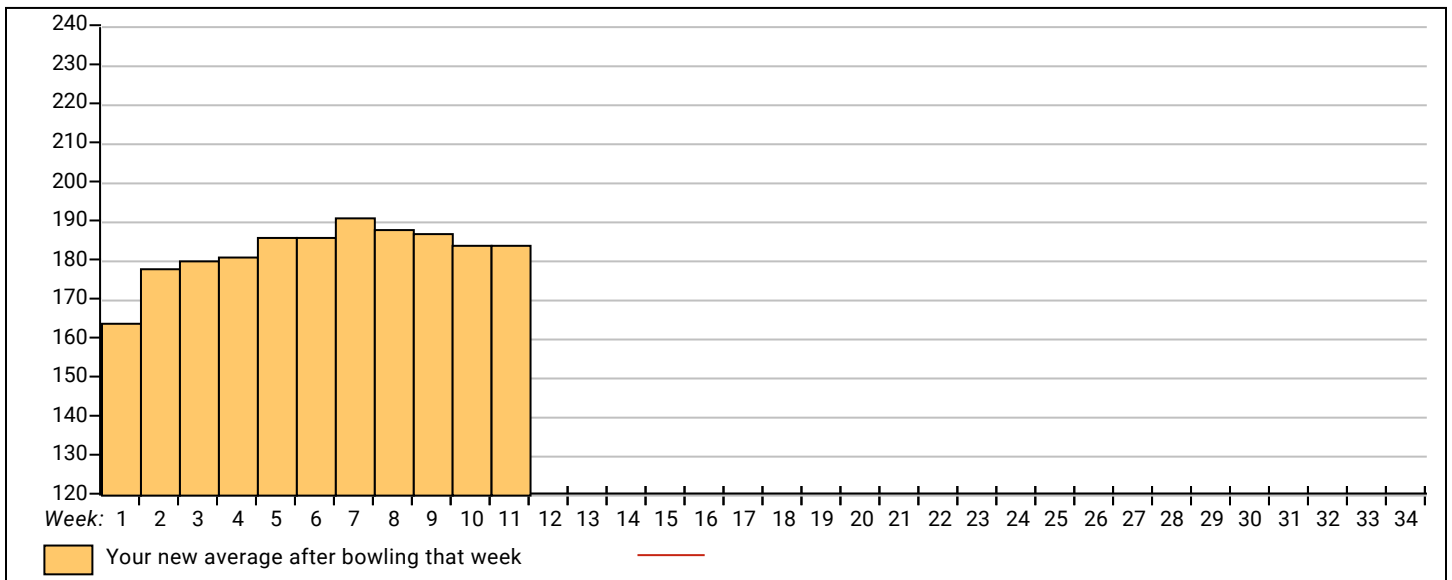
<u><100</u>	<u>100's</u>	<u>125's</u>	<u>150's</u>	<u>175's</u>	<u>200's</u>	<u>225's</u>	<u>250's</u>	<u>275's</u>	<u>300's</u>
		2	8	16	5	2			
<u><400</u>	<u>400's</u>	<u>450's</u>	<u>500's</u>	<u>550's</u>	<u>600's</u>	<u>650's</u>	<u>700's</u>	<u>750's</u>	<u>800's</u>
		3	1	5	1	1			

<u>Avg of Game 1</u>	<u>Avg of Game 2</u>	<u>Avg of Game 3</u>
188.91	176.45	189.55

High game of 232 on week 7 High series of 659 on week 7 High average of 191.43 after bowling week 7
 Low game of 129 on week 10 Low series of 469 on week 10 Low average of 164.33 after bowling week 1

High Scores by Game

Game #1: 224 on week 7 Game #2: 207 on week 5 Game #3: 232 on week 7



Note: This report includes information through October 31 which is Week 11 of 34

STANLEY WALLACE's Bowling Record - Team 4: HELENA INDUSTRIES, LLC

Week No.	Bowling Date	Old Avg	Old HDCP	-1-	-2-	-3-	Total	HDCP		---Average Change---			High Game	High Sers	HDCP Game	HDCP Sers			
								Total	Pins	Gms	New	Old					+/-		
1	08/22/23	bk191	26	171	175	146	492	570	492	3	164.00	-	0.00	=	164.00	175	492		
2	08/29/23	164	50	159	194	153	506	656	998	6	166.33	-	164.00	=	2.33	194	506		
3	09/05/23	166	48	166	213	134	513	657	1511	9	167.89	-	166.33	=	1.56	213	513		
4	09/12/23	167	47	170	226	222	618	759	2129	12	177.42	-	167.89	=	9.53	226	618		
5	09/19/23	177	38	226	213	167	606	720	2735	15	182.33	-	177.42	=	4.92	226	618	264	720
6	09/26/23	182	34	279	159	169	607	709	3342	18	185.67	-	182.33	=	3.33	279	618	313	720
7	10/03/23	185	31	255	168	192	615	708	3957	21	188.43	-	185.67	=	2.76	279	618	313	720
8	10/10/23	188	28	191	209	174	574	658	4531	24	188.79	-	188.43	=	0.36	279	618	313	720
9	10/17/23	188	28	182	203	177	562	646	5093	27	188.63	-	188.79	=	-0.16	279	618	313	720
10	10/24/23	188	28	156	201	171	528	612	5621	30	187.37	-	188.63	=	-1.26	279	618	313	720
11	10/31/23	187	29	180	191	226	597	684	6218	33	188.42	-	187.37	=	1.06	279	618	313	720

End of 1st part

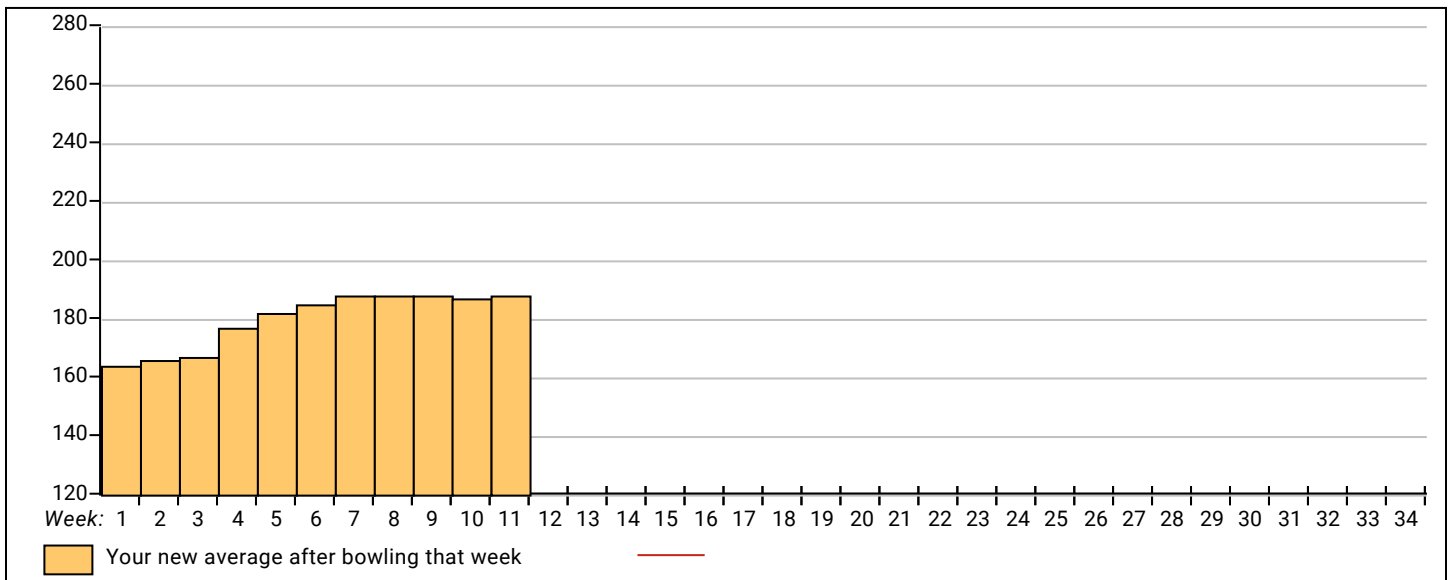


<u><100</u>	<u>100's</u>	<u>125's</u>	<u>150's</u>	<u>175's</u>	<u>200's</u>	<u>225's</u>	<u>250's</u>	<u>275's</u>	<u>300's</u>
		2	12	8	6	3	1	1	
<u><400</u>	<u>400's</u>	<u>450's</u>	<u>500's</u>	<u>550's</u>	<u>600's</u>	<u>650's</u>	<u>700's</u>	<u>750's</u>	<u>800's</u>
		1	3	3	4				
			<u>Avg of Game 1</u>	<u>Avg of Game 2</u>	<u>Avg of Game 3</u>				
			194.09	195.64	175.55				

High game of 279 on week 6 High series of 618 on week 4 High average of 188.79 after bowling week 8
 Low game of 134 on week 3 Low series of 492 on week 1 Low average of 164.00 after bowling week 1

High Scores by Game

Game #1: 279 on week 6 Game #2: 226 on week 4 Game #3: 226 on week 11



Note: This report includes information through October 31 which is Week 11 of 34

ROGER EPPS's Bowling Record - Team 4: HELENA INDUSTRIES, LLC

Week No.	Bowling Date	Old Avg	Old HDCP	-1-	-2-	-3-	Total	HDCP Total	Pins	Gms	---Average Change---			High Game	High Sers	HDCP Game	HDCP Sers		
											New	Old	---> +/-						
1	08/22/23	bk190	0				0	0	0	0	-	0.00	=	0.00	0	0			
2	08/29/23	bk190	27	163	181	239	583	664	583	3	194.33	-	0.00	=	194.33	239	583		
3	09/05/23	194	23	214	157	195	566	635	1149	6	191.50	-	194.33	=	-2.83	239	583		
4	09/12/23	191	26	158	158	176	492	570	1641	9	182.33	-	191.50	=	-9.17	239	583		
5	09/19/23	182	34	184	213	207	604	706	2245	12	187.08	-	182.33	=	4.75	239	604		
6	09/26/23	187	0				0	0	2245	12	187.08	-	187.08	=	0.00	239	604		
7	10/03/23	187	29	190	206	177	573	660	2818	15	187.87	-	187.08	=	0.78	239	604	235	660
8	10/10/23	187	0				0	0	2818	15	187.87	-	187.87	=	0.00	239	604	235	660
9	10/17/23	187	0				0	0	2818	15	187.87	-	187.87	=	0.00	239	604	235	660
10	10/24/23	187	0				0	0	2818	15	187.87	-	187.87	=	0.00	239	604	235	660
11	10/31/23	187	29	189	213	224	626	713	3444	18	191.33	-	187.87	=	3.47	239	626	253	713

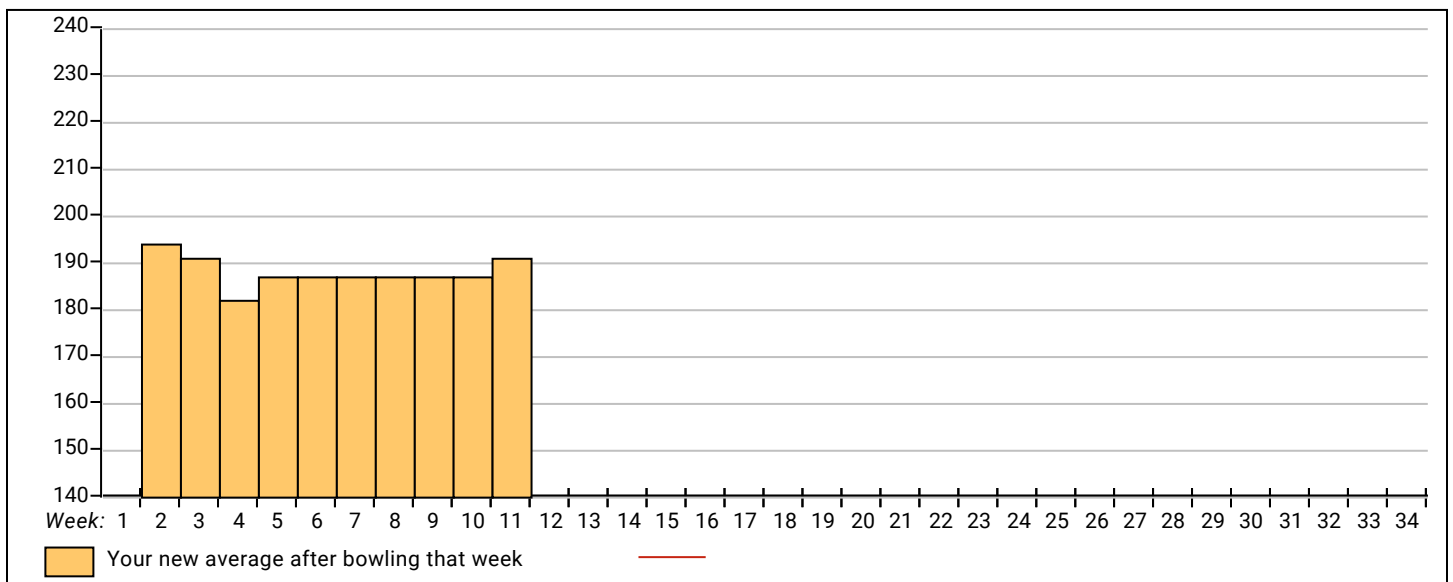
End of 1st part



<u><100</u>	<u>100's</u>	<u>125's</u>	<u>150's</u>	<u>175's</u>	<u>200's</u>	<u>225's</u>	<u>250's</u>	<u>275's</u>	<u>300's</u>
			4	7	6	1			
<u><400</u>	<u>400's</u>	<u>450's</u>	<u>500's</u>	<u>550's</u>	<u>600's</u>	<u>650's</u>	<u>700's</u>	<u>750's</u>	<u>800's</u>
		1		3	2				
			<u>Avg of Game 1</u>	<u>Avg of Game 2</u>	<u>Avg of Game 3</u>				
			183.00	188.00	203.00				

High game of 239 on week 2 High series of 626 on week 11 High average of 194.33 after bowling week 2
 Low game of 157 on week 3 Low series of 492 on week 4 Low average of 182.33 after bowling week 4

High Scores by Game
 Game #1: 214 on week 3 Game #2: 213 on week 5 Game #3: 239 on week 2



Note: This report includes information through October 31 which is Week 11 of 34

DEYANIRA MALDONADO's Bowling Record - Team 5: DARKWATER

Week No.	Bowling Date	Old Avg	Old HDCP	-1-	-2-	-3-	Total	HDCP Total	Pins	Gms	---Average Change---			High Game	High Sers	HDCP Game	HDCP Sers	
											New	Old	+/-					
1	08/22/23	119	90	143	109	106	358	628	358	3	119.33	-	0.00	=	119.33	143	358	
2	08/29/23	119	90	122	111	128	361	631	719	6	119.83	-	119.33	=	0.50	143	361	
3	09/05/23	119	90	103	118	83	304	574	1023	9	113.67	-	119.83	=	-6.17	143	361	
4	09/12/23	113	96	140	135	109	384	672	1407	12	117.25	-	113.67	=	3.58	143	384	
5	09/19/23	117	92	116	145	112	373	649	1780	15	118.67	-	117.25	=	1.42	145	384	237 649
6	09/26/23	118	91	102	103	102	307	580	2087	18	115.94	-	118.67	=	-2.72	145	384	237 649
7	10/03/23	115	94	137	91	133	361	643	2448	21	116.57	-	115.94	=	0.63	145	384	237 649
8	10/10/23	116	93	100	128	157	385	664	2833	24	118.04	-	116.57	=	1.47	157	385	250 664
9	10/17/23	118	91	175	140	149	464	737	3297	27	122.11	-	118.04	=	4.07	175	464	266 737
10	10/24/23	122	88	139	152	123	414	678	3711	30	123.70	-	122.11	=	1.59	175	464	266 737
11	10/31/23	123	87	105	133	135	373	634	4084	33	123.76	-	123.70	=	0.06	175	464	266 737

End of 1st part



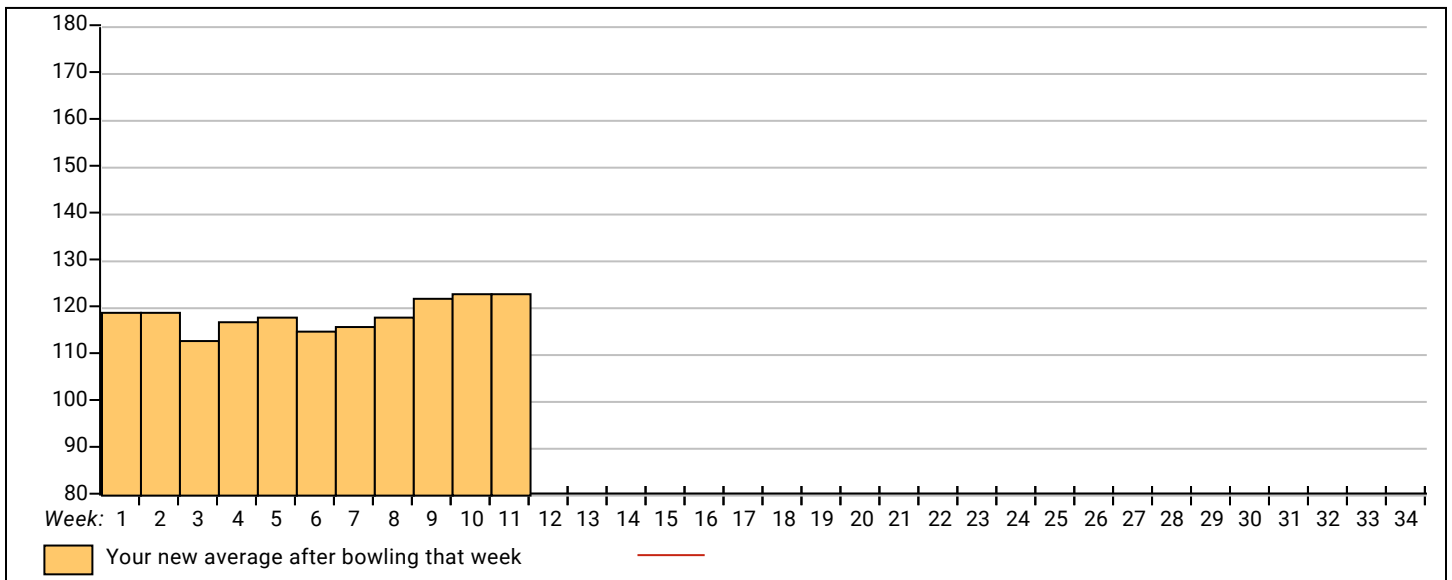
<u><100</u>	<u>100's</u>	<u>125's</u>	<u>150's</u>	<u>175's</u>	<u>200's</u>	<u>225's</u>	<u>250's</u>	<u>275's</u>	<u>300's</u>
2	15	13	2	1					
<u><400</u>	<u>400's</u>	<u>450's</u>	<u>500's</u>	<u>550's</u>	<u>600's</u>	<u>650's</u>	<u>700's</u>	<u>750's</u>	<u>800's</u>
9	1	1							

<u>Avg of Game 1</u>	<u>Avg of Game 2</u>	<u>Avg of Game 3</u>
125.64	124.09	121.55

High game of 175 on week 9 High series of 464 on week 9 High average of 123.76 after bowling week 11
 Low game of 83 on week 3 Low series of 304 on week 3 Low average of 113.67 after bowling week 3

High Scores by Game

Game #1: 175 on week 9 Game #2: 152 on week 10 Game #3: 157 on week 8



Note: This report includes information through October 31 which is Week 11 of 34

LEVONTE TAYLOR's Bowling Record - Team 5: DARKWATER

Week No.	Bowling Date	Old Avg	Old HDCP	-1-	-2-	-3-	Total	HDCP Total	Pins	Gms	---Average Change---			High Game	High Sers	HDCP Game	HDCP Sers		
											New	Old	+/-						
1	08/22/23	174	41	168	172	182	522	645	522	3	174.00	-	0.00	=	174.00	182	522		
2	08/29/23	174	41	155	162	176	493	616	1015	6	169.17	-	174.00	=	-4.83	182	522		
3	09/05/23	169	45	184	215	189	588	723	1603	9	178.11	-	169.17	=	8.94	215	588		
4	09/12/23	178	37	181	157	172	510	621	2113	12	176.08	-	178.11	=	-2.03	215	588		
5	09/19/23	176	39	232	160	189	581	698	2694	15	179.60	-	176.08	=	3.52	232	588	271	698
6	09/26/23	179	36	158	197	157	512	620	3206	18	178.11	-	179.60	=	-1.49	232	588	271	698
7	10/03/23	178	37	207	186	159	552	663	3758	21	178.95	-	178.11	=	0.84	232	588	271	698
8	10/10/23	178	37	204	184	178	566	677	4324	24	180.17	-	178.95	=	1.21	232	588	271	698
9	10/17/23	180	36	186	159	188	533	641	4857	27	179.89	-	180.17	=	-0.28	232	588	271	698
10	10/24/23	179	36	203	229	159	591	699	5448	30	181.60	-	179.89	=	1.71	232	591	271	699
11	10/31/23	181	35	210	178	184	572	677	6020	33	182.42	-	181.60	=	0.82	232	591	271	699

End of 1st part



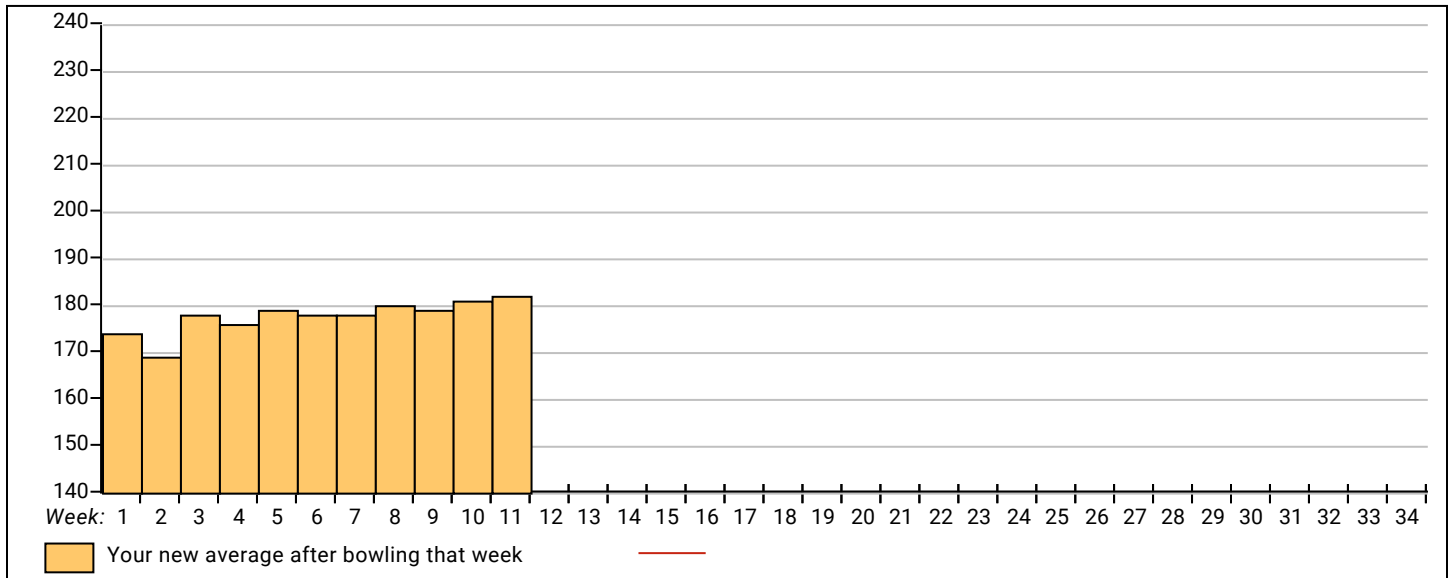
<u><100</u>	<u>100's</u>	<u>125's</u>	<u>150's</u>	<u>175's</u>	<u>200's</u>	<u>225's</u>	<u>250's</u>	<u>275's</u>	<u>300's</u>
			12	14	5	2			
<u><400</u>	<u>400's</u>	<u>450's</u>	<u>500's</u>	<u>550's</u>	<u>600's</u>	<u>650's</u>	<u>700's</u>	<u>750's</u>	<u>800's</u>
		1	4	6					

<u>Avg of Game 1</u>	<u>Avg of Game 2</u>	<u>Avg of Game 3</u>
189.82	181.73	175.73

High game of 232 on week 5 High series of 591 on week 10 High average of 182.42 after bowling week 11
 Low game of 155 on week 2 Low series of 493 on week 2 Low average of 169.17 after bowling week 2

High Scores by Game

Game #1: 232 on week 5 Game #2: 229 on week 10 Game #3: 189 on week 3



Note: This report includes information through October 31 which is Week 11 of 34

RYAN FOSTER's Bowling Record - Team 5: DARKWATER

Week No.	Bowling Date	Old Avg	Old HDCP	-1-	-2-	-3-	Total	HDCP Total	Pins	Gms	---Average Change---			High Game	High Sers	HDCP Game	HDCP Sers	
											New	Old	+/-					
1	08/22/23	bk185	31	162	196	173	531	624	531	3	177.00	-	0.00	=	177.00	196	531	
2	08/29/23	177	38	193	220	184	597	711	1128	6	188.00	-	177.00	=	11.00	220	597	
3	09/05/23	188	28	199	210	220	629	713	1757	9	195.22	-	188.00	=	7.22	220	629	
4	09/12/23	195	22	168	178	192	538	604	2295	12	191.25	-	195.22	=	-3.97	220	629	
5	09/19/23	191	26	203	171	217	591	669	2886	15	192.40	-	191.25	=	1.15	220	629	243
6	09/26/23	192	25	178	186	193	557	632	3443	18	191.28	-	192.40	=	-1.12	220	629	243
7	10/03/23	191	26	137	129	188	454	532	3897	21	185.57	-	191.28	=	-5.71	220	629	243
8	10/10/23	185	31	158	177	175	510	603	4407	24	183.63	-	185.57	=	-1.95	220	629	243
9	10/17/23	183	33	171	217	201	589	688	4996	27	185.04	-	183.63	=	1.41	220	629	250
10	10/24/23	185	31	183	170	180	533	626	5529	30	184.30	-	185.04	=	-0.74	220	629	250
11	10/31/23	184	32	134	185	202	521	617	6050	33	183.33	-	184.30	=	-0.97	220	629	250

End of 1st part



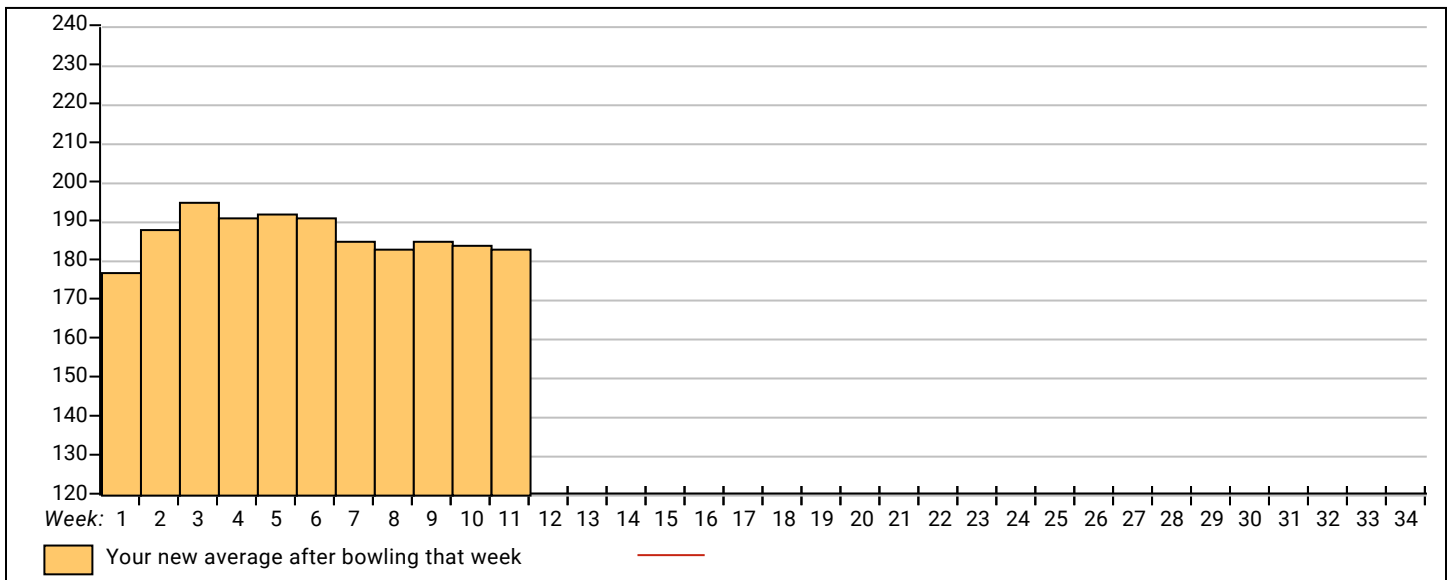
<u><100</u>	<u>100's</u>	<u>125's</u>	<u>150's</u>	<u>175's</u>	<u>200's</u>	<u>225's</u>	<u>250's</u>	<u>275's</u>	<u>300's</u>
		3	7	15	8				
<u><400</u>	<u>400's</u>	<u>450's</u>	<u>500's</u>	<u>550's</u>	<u>600's</u>	<u>650's</u>	<u>700's</u>	<u>750's</u>	<u>800's</u>
		1	5	4	1				

<u>Avg of Game 1</u>	<u>Avg of Game 2</u>	<u>Avg of Game 3</u>
171.45	185.36	193.18

High game of 220 on week 2 High series of 629 on week 3 High average of 195.22 after bowling week 3
 Low game of 129 on week 7 Low series of 454 on week 7 Low average of 177.00 after bowling week 1

High Scores by Game

Game #1: 203 on week 5 Game #2: 220 on week 2 Game #3: 220 on week 3



Note: This report includes information through October 31 which is Week 11 of 34

TRAVIS CALDWELL's Bowling Record - Team 5: DARKWATER

Week No.	Bowling Date	Old Avg	Old HDCP	-1-	-2-	-3-	Total	HDCP Total	Pins	Gms	---Average Change---			High Game	High Sers	HDCP Game	HDCP Sers	
											New	Old	+/-					
1	08/22/23	bk205	13	202	215	159	576	615	576	3	192.00	-	0.00	=	192.00	215	576	
2	08/29/23	192	25	190	184	236	610	685	1186	6	197.67	-	192.00	=	5.67	236	610	
3	09/05/23	197	20	222	170	177	569	629	1755	9	195.00	-	197.67	=	-2.67	236	610	
4	09/12/23	195	22	179	188	192	559	625	2314	12	192.83	-	195.00	=	-2.17	236	610	
5	09/19/23	192	25	200	203	164	567	642	2881	15	192.07	-	192.83	=	-0.77	236	610	228
6	09/26/23	192	25	214	234	163	611	686	3492	18	194.00	-	192.07	=	1.93	236	611	259
7	10/03/23	194	23	160	156	205	521	590	4013	21	191.10	-	194.00	=	-2.90	236	611	259
8	10/10/23	191	26	229	192	169	590	668	4603	24	191.79	-	191.10	=	0.70	236	611	259
9	10/17/23	191	26	181	172	161	514	592	5117	27	189.52	-	191.79	=	-2.27	236	611	259
10	10/24/23	189	27	227	213	146	586	667	5703	30	190.10	-	189.52	=	0.58	236	611	259
11	10/31/23	190	27	165	203	190	558	639	6261	33	189.73	-	190.10	=	-0.37	236	611	259

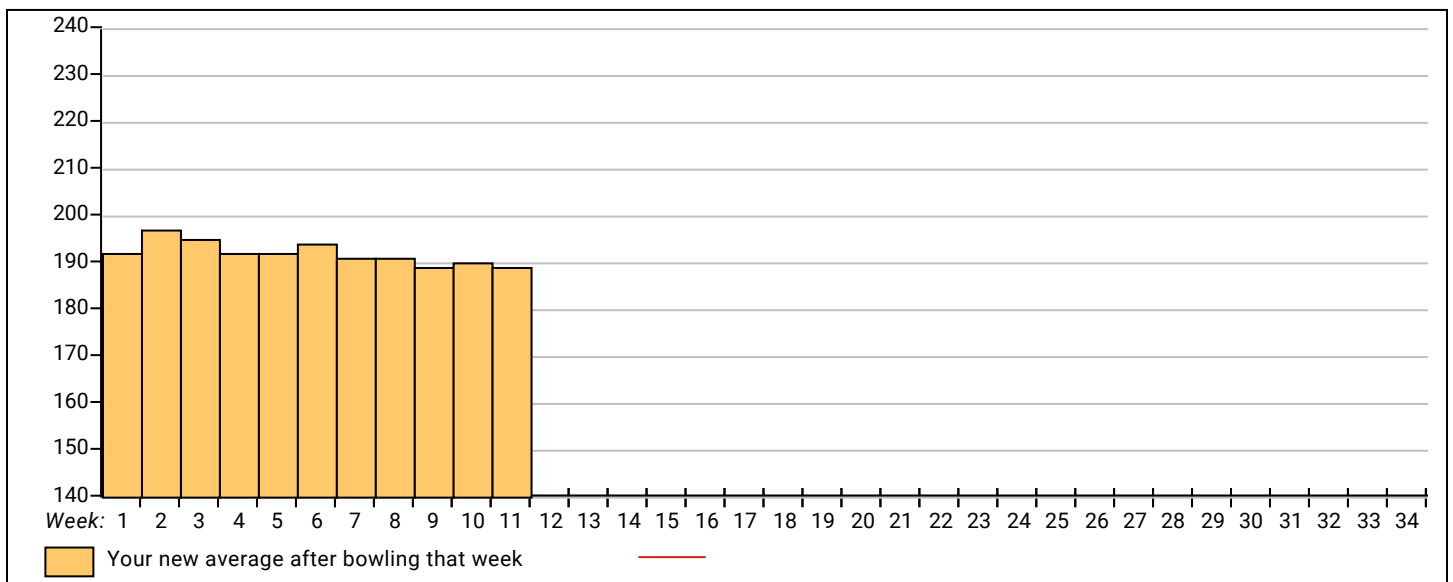
End of 1st part



<u><100</u>	<u>100's</u>	<u>125's</u>	<u>150's</u>	<u>175's</u>	<u>200's</u>	<u>225's</u>	<u>250's</u>	<u>275's</u>	<u>300's</u>
		1	10	9	9	4			
<u><400</u>	<u>400's</u>	<u>450's</u>	<u>500's</u>	<u>550's</u>	<u>600's</u>	<u>650's</u>	<u>700's</u>	<u>750's</u>	<u>800's</u>
			2	7	2				
			<u>Avg of Game 1</u>	<u>Avg of Game 2</u>	<u>Avg of Game 3</u>				
			197.18	193.64	178.36				

High game of 236 on week 2 High series of 611 on week 6 High average of 197.67 after bowling week 2
 Low game of 146 on week 10 Low series of 514 on week 9 Low average of 189.52 after bowling week 9

High Scores by Game
 Game #1: 229 on week 8 Game #2: 234 on week 6 Game #3: 236 on week 2



Note: This report includes information through October 31 which is Week 11 of 34

RICHIE THARP's Bowling Record - Team 5: DARKWATER

Week No.	Bowling Date	Old Avg	Old HDCP	-1-	-2-	-3-	Total	HDCP Total	Pins	Gms	---Average Change---			High Game	High Sers	HDCP Game	HDCP Sers	
											New	Old	---> +/-					
1	08/22/23	bk193	24	195	184	190	569	641	569	3	189.67	-	0.00	=	189.67	195	569	
2	08/29/23	189	27	229	149	230	608	689	1177	6	196.17	-	189.67	=	6.50	230	608	
3	09/05/23	196	21	191	217	155	563	626	1740	9	193.33	-	196.17	=	-2.83	230	608	
4	09/12/23	193	24	193	195	190	578	650	2318	12	193.17	-	193.33	=	-0.17	230	608	
5	09/19/23	193	24	181	225	169	575	647	2893	15	192.87	-	193.17	=	-0.30	230	608	249
6	09/26/23	192	25	190	204	185	579	654	3472	18	192.89	-	192.87	=	0.02	230	608	249
7	10/03/23	192	25	141	185	177	503	578	3975	21	189.29	-	192.89	=	-3.60	230	608	249
8	10/10/23	189	27	236	180	214	630	711	4605	24	191.88	-	189.29	=	2.59	236	630	263
9	10/17/23	191	26	237	157	223	617	695	5222	27	193.41	-	191.88	=	1.53	237	630	263
10	10/24/23	193	24	212	225	168	605	677	5827	30	194.23	-	193.41	=	0.83	237	630	263
11	10/31/23	194	23	206	181	224	611	680	6438	33	195.09	-	194.23	=	0.86	237	630	263

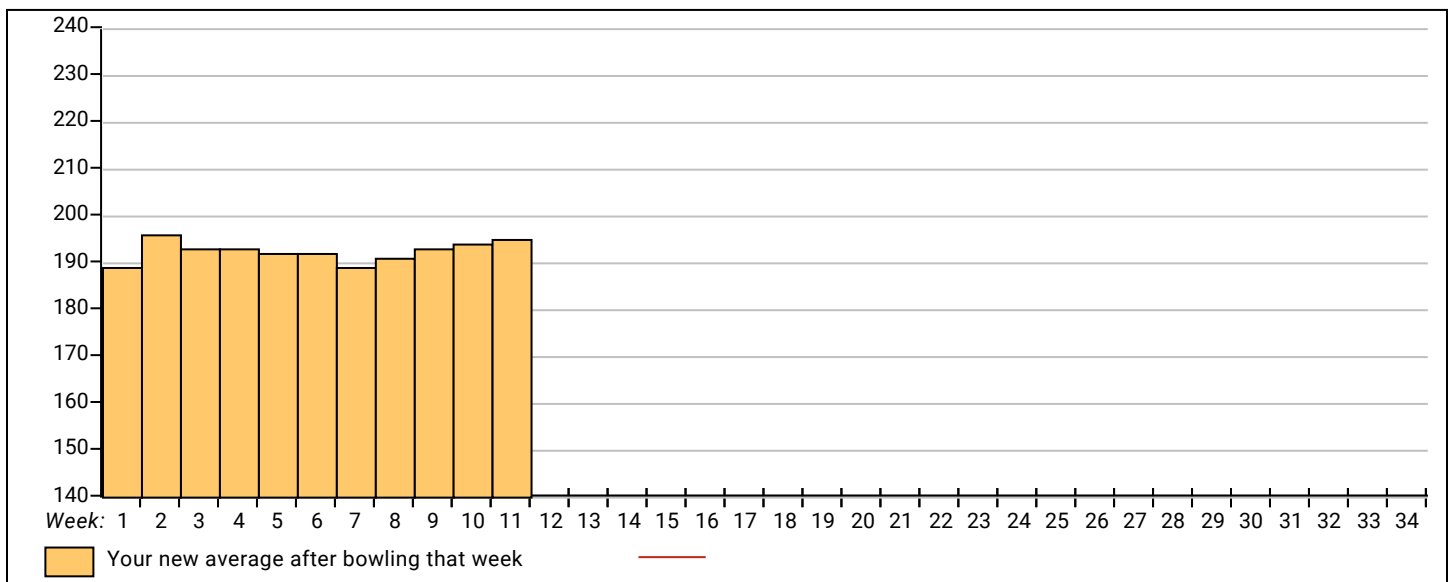
End of 1st part



<u><100</u>	<u>100's</u>	<u>125's</u>	<u>150's</u>	<u>175's</u>	<u>200's</u>	<u>225's</u>	<u>250's</u>	<u>275's</u>	<u>300's</u>
		2	4	14	7	6			
<u><400</u>	<u>400's</u>	<u>450's</u>	<u>500's</u>	<u>550's</u>	<u>600's</u>	<u>650's</u>	<u>700's</u>	<u>750's</u>	<u>800's</u>
			1	5	5				
			<u>Avg of Game 1</u>	<u>Avg of Game 2</u>	<u>Avg of Game 3</u>				
			201.00	191.09	193.18				

High game of 237 on week 9 High series of 630 on week 8 High average of 196.17 after bowling week 2
 Low game of 141 on week 7 Low series of 503 on week 7 Low average of 189.29 after bowling week 7

High Scores by Game
 Game #1: 237 on week 9 Game #2: 225 on week 5 Game #3: 230 on week 2



Note: This report includes information through October 31 which is Week 11 of 34

JESSICA LACK's Bowling Record - Team 6: ALL BUSINESS

Week No.	Bowling Date	Old Avg	Old HDCP	-1-	-2-	-3-	Total	HDCP Total	Pins	Gms	---Average Change---			High Game	High Sers	HDCP Game	HDCP Sers	
											New	Old	+/-					
1	08/22/23	130	81	124	132	135	391	634	391	3	130.33	-	0.00	=	130.33	135	391	
2	08/29/23	130	81	167	170	156	493	736	884	6	147.33	-	130.33	=	17.00	170	493	
3	09/05/23	147	65	159	119	163	441	636	1325	9	147.22	-	147.33	=	-0.11	170	493	
4	09/12/23	147	65	174	177	153	504	699	1829	12	152.42	-	147.22	=	5.19	177	504	
5	09/19/23	152	61	a142	a142	a142	426	609	1829	12	152.42	-	152.42	=	0.00	177	504	
6	09/26/23	152	61	136	143	191	470	653	2299	15	153.27	-	152.42	=	0.85	191	504	252
7	10/03/23	153	60	155	168	167	490	670	2789	18	154.94	-	153.27	=	1.68	191	504	252
8	10/10/23	154	59	153	191	146	490	667	3279	21	156.14	-	154.94	=	1.20	191	504	252
9	10/17/23	156	57	a146	a146	a146	438	609	3279	21	156.14	-	156.14	=	0.00	191	504	252
10	10/24/23	156	57	a146	a146	a146	438	609	3279	21	156.14	-	156.14	=	0.00	191	504	252
11	10/31/23	156	57	156	189	148	493	664	3772	24	157.17	-	156.14	=	1.02	191	504	252

End of 1st part



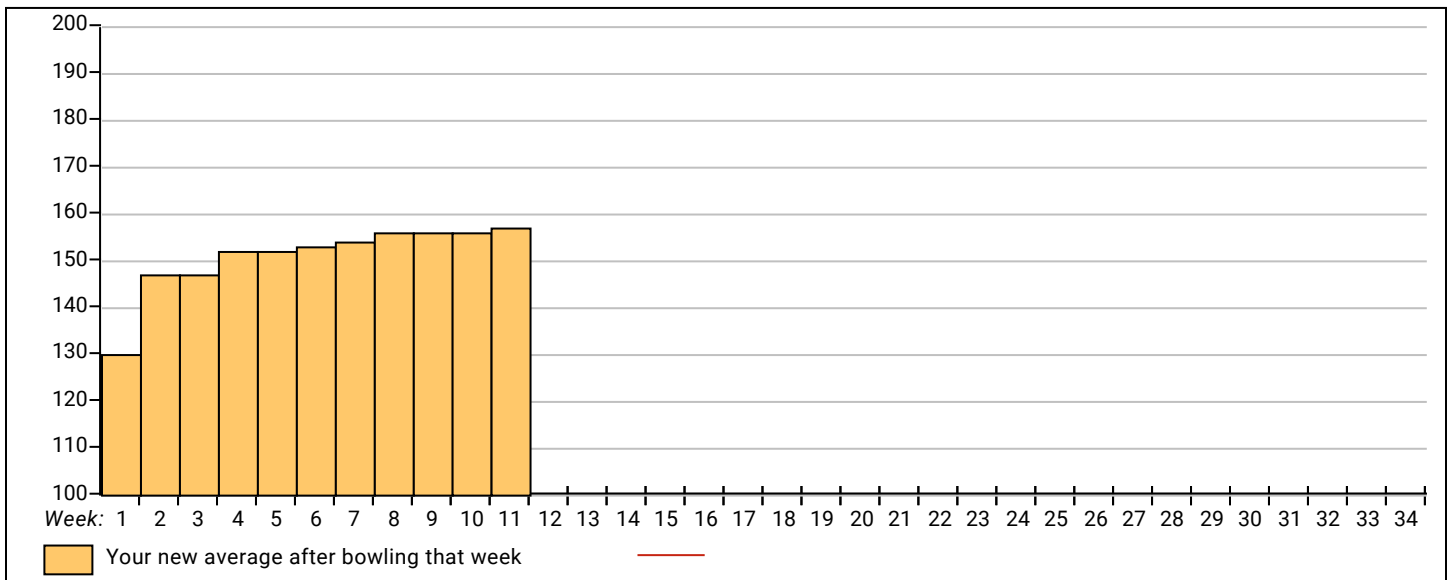
<u><100</u>	<u>100's</u>	<u>125's</u>	<u>150's</u>	<u>175's</u>	<u>200's</u>	<u>225's</u>	<u>250's</u>	<u>275's</u>	<u>300's</u>
	2	6	12	4					
<u><400</u>	<u>400's</u>	<u>450's</u>	<u>500's</u>	<u>550's</u>	<u>600's</u>	<u>650's</u>	<u>700's</u>	<u>750's</u>	<u>800's</u>
1	1	5	1						

<u>Avg of Game 1</u>	<u>Avg of Game 2</u>	<u>Avg of Game 3</u>
153.00	161.13	157.38

High game of 191 on week 6 High series of 504 on week 4 High average of 157.17 after bowling week 11
 Low game of 119 on week 3 Low series of 391 on week 1 Low average of 130.33 after bowling week 1

High Scores by Game

Game #1: 174 on week 4 Game #2: 191 on week 8 Game #3: 191 on week 6



Note: This report includes information through October 31 which is Week 11 of 34

GEORGE GATES's Bowling Record - Team 6: ALL BUSINESS

Week No.	Bowling Date	Old Avg	Old HDCP	-1-	-2-	-3-	Total	HDCP Total	Pins	Gms	---Average Change---			High Game	High Sers	HDCP Game	HDCP Sers		
											New	Old	+/-						
1	08/22/23	158	55	171	149	155	475	640	475	3	158.33	-	0.00	=	158.33	171	475		
2	08/29/23	158	55	201	151	169	521	686	996	6	166.00	-	158.33	=	7.67	201	521		
3	09/05/23	166	48	181	166	131	478	622	1474	9	163.78	-	166.00	=	-2.22	201	521		
4	09/12/23	163	51	207	189	157	553	706	2027	12	168.92	-	163.78	=	5.14	207	553		
5	09/19/23	168	46	216	211	173	600	738	2627	15	175.13	-	168.92	=	6.22	216	600	262	738
6	09/26/23	175	40	150	151	155	456	576	3083	18	171.28	-	175.13	=	-3.86	216	600	262	738
7	10/03/23	171	44	126	192	187	505	637	3588	21	170.86	-	171.28	=	-0.42	216	600	262	738
8	10/10/23	170	45	188	190	181	559	694	4147	24	172.79	-	170.86	=	1.93	216	600	262	738
9	10/17/23	172	43	161	154	190	505	634	4652	27	172.30	-	172.79	=	-0.50	216	600	262	738
10	10/24/23	172	43	152	125	183	460	589	5112	30	170.40	-	172.30	=	-1.90	216	600	262	738
11	10/31/23	170	45	175	137	172	484	619	5596	33	169.58	-	170.40	=	-0.82	216	600	262	738

End of 1st part

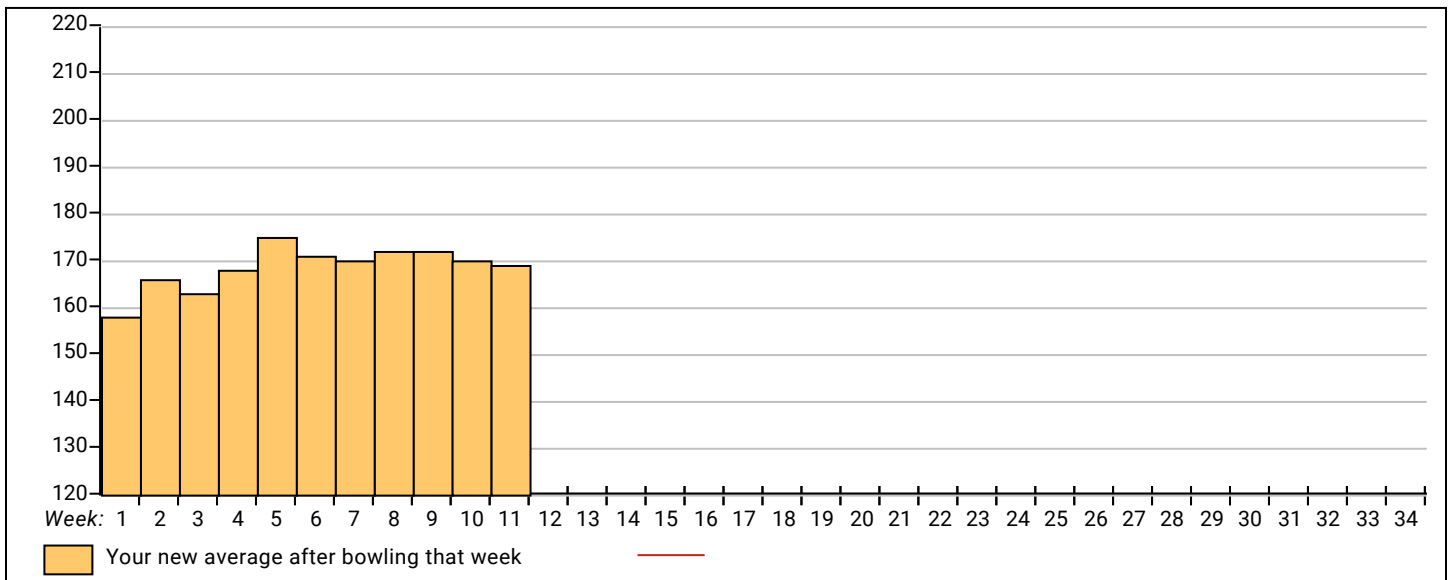


<u><100</u>	<u>100's</u>	<u>125's</u>	<u>150's</u>	<u>175's</u>	<u>200's</u>	<u>225's</u>	<u>250's</u>	<u>275's</u>	<u>300's</u>
		5	14	10	4				
<u><400</u>	<u>400's</u>	<u>450's</u>	<u>500's</u>	<u>550's</u>	<u>600's</u>	<u>650's</u>	<u>700's</u>	<u>750's</u>	<u>800's</u>
		5	3	2	1				
			<u>Avg of Game 1</u>	<u>Avg of Game 2</u>	<u>Avg of Game 3</u>				
			175.27	165.00	168.45				

High game of 216 on week 5 High series of 600 on week 5 High average of 175.13 after bowling week 5
 Low game of 125 on week 10 Low series of 456 on week 6 Low average of 158.33 after bowling week 1

High Scores by Game

Game #1: 216 on week 5 Game #2: 211 on week 5 Game #3: 190 on week 9



Note: This report includes information through October 31 which is Week 11 of 34

KENNY HOPE's Bowling Record - Team 6: ALL BUSINESS

Week No.	Bowling Date	Old Avg	Old HDCP	-1-	-2-	-3-	Total	HDCP Total	Pins	Gms	---Average Change---			High Game	High Sers	HDCP Game	HDCP Sers		
											New	Old	+/-						
1	08/22/23	189	27	213	182	172	567	648	567	3	189.00	-	0.00	=	189.00	213	567		
2	08/29/23	189	27	177	227	153	557	638	1124	6	187.33	-	189.00	=	-1.67	227	567		
3	09/05/23	187	29	201	216	234	651	738	1775	9	197.22	-	187.33	=	9.89	234	651		
4	09/12/23	197	20	243	178	159	580	640	2355	12	196.25	-	197.22	=	-0.97	243	651		
5	09/19/23	196	21	209	138	195	542	605	2897	15	193.13	-	196.25	=	-3.12	243	651	230	605
6	09/26/23	193	24	216	201	181	598	670	3495	18	194.17	-	193.13	=	1.03	243	651	240	670
7	10/03/23	194	23	204	144	192	540	609	4035	21	192.14	-	194.17	=	-2.02	243	651	240	670
8	10/10/23	192	25	165	203	215	583	658	4618	24	192.42	-	192.14	=	0.27	243	651	240	670
9	10/17/23	192	25	225	233	182	640	715	5258	27	194.74	-	192.42	=	2.32	243	651	258	715
10	10/24/23	194	23	191	210	203	604	673	5862	30	195.40	-	194.74	=	0.66	243	651	258	715
11	10/31/23	195	22	225	194	161	580	646	6442	33	195.21	-	195.40	=	-0.19	243	651	258	715

End of 1st part



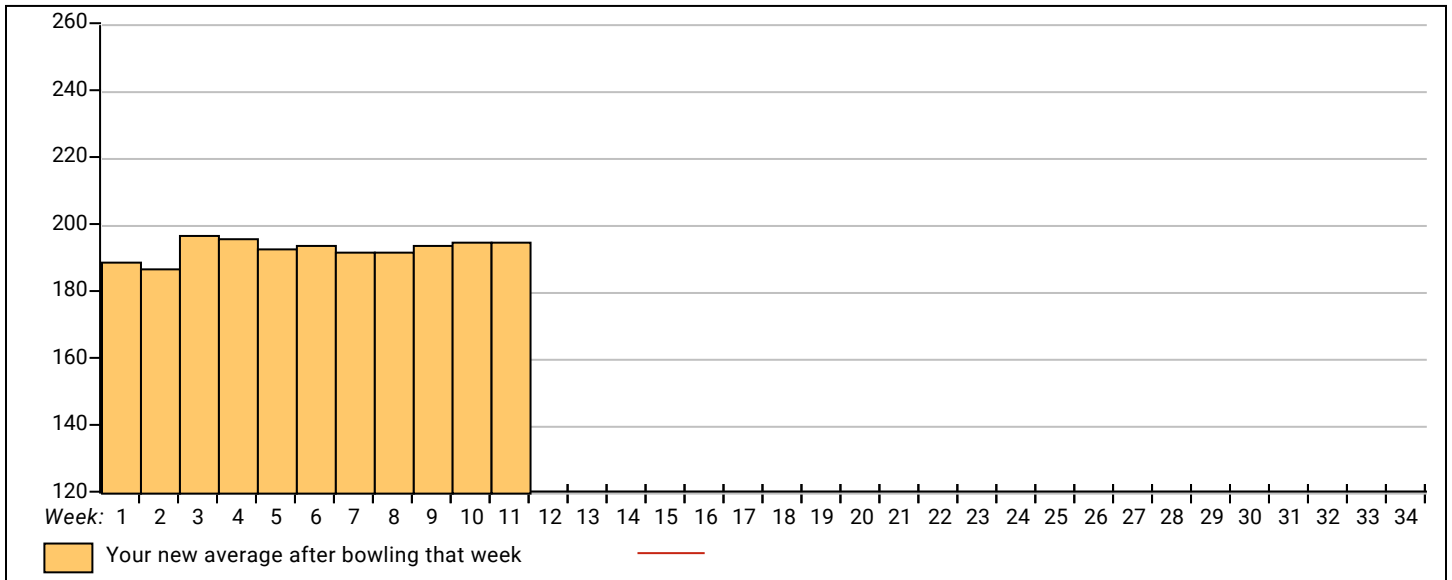
<u><100</u>	<u>100's</u>	<u>125's</u>	<u>150's</u>	<u>175's</u>	<u>200's</u>	<u>225's</u>	<u>250's</u>	<u>275's</u>	<u>300's</u>
		2	5	9	11	6			
<u><400</u>	<u>400's</u>	<u>450's</u>	<u>500's</u>	<u>550's</u>	<u>600's</u>	<u>650's</u>	<u>700's</u>	<u>750's</u>	<u>800's</u>
			2	6	2	1			

<u>Avg of Game 1</u>	<u>Avg of Game 2</u>	<u>Avg of Game 3</u>
206.27	193.27	186.09

High game of 243 on week 4 High series of 651 on week 3 High average of 197.22 after bowling week 3
 Low game of 138 on week 5 Low series of 540 on week 7 Low average of 187.33 after bowling week 2

High Scores by Game

Game #1: 243 on week 4 Game #2: 233 on week 9 Game #3: 234 on week 3



Note: This report includes information through October 31 which is Week 11 of 34

ROBERT HALL's Bowling Record - Team 6: ALL BUSINESS

Week No.	Bowling Date	Old Avg	Old HDCP	-1-	-2-	-3-	Total	HDCP Total	Pins	Gms	---Average Change---			High Game	High Sers	HDCP Game	HDCP Sers
											New	Old	---> +/-				
1	08/22/23	bk193	24	237	171	170	578	650	578	3	192.67	-	0.00	=	192.67	237	578
2	08/29/23	192	25	191	193	168	552	627	1130	6	188.33	-	192.67	=	-4.33	237	578
3	09/05/23	188	0				0	0	1130	6	188.33	-	188.33	=	0.00	237	578
4	09/12/23	188	28	230	186	189	605	689	1735	9	192.78	-	188.33	=	4.44	237	605
5	09/19/23	192	25	185	190	228	603	678	2338	12	194.83	-	192.78	=	2.06	237	605
6	09/26/23	194	0				0	0	2338	12	194.83	-	194.83	=	0.00	237	605
7	10/03/23	194	0				0	0	2338	12	194.83	-	194.83	=	0.00	237	605
8	10/10/23	194	23	166	204	179	549	618	2887	15	192.47	-	194.83	=	-2.37	237	605
9	10/17/23	192	0				0	0	2887	15	192.47	-	192.47	=	0.00	237	605
10	10/24/23	192	25	165	183	125	473	548	3360	18	186.67	-	192.47	=	-5.80	237	605
11	10/31/23	186	30	190	181	171	542	632	3902	21	185.81	-	186.67	=	-0.86	237	605

End of 1st part

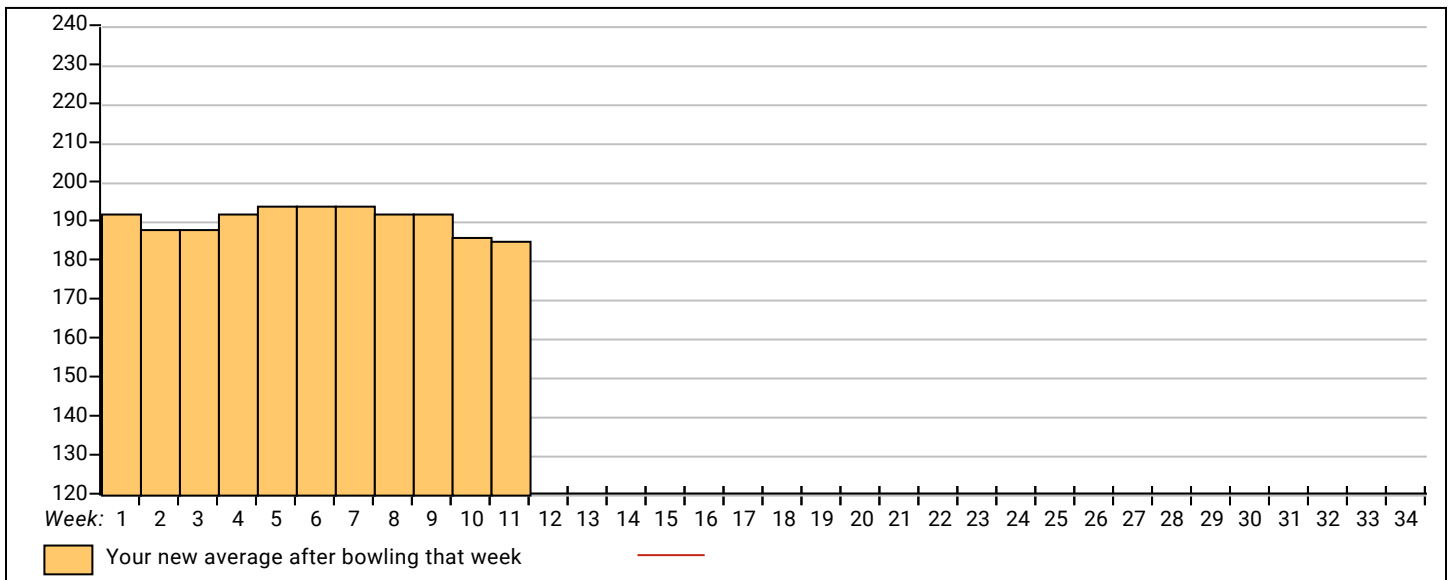


<u><100</u>	<u>100's</u>	<u>125's</u>	<u>150's</u>	<u>175's</u>	<u>200's</u>	<u>225's</u>	<u>250's</u>	<u>275's</u>	<u>300's</u>
		1	6	10	1	3			
<u><400</u>	<u>400's</u>	<u>450's</u>	<u>500's</u>	<u>550's</u>	<u>600's</u>	<u>650's</u>	<u>700's</u>	<u>750's</u>	<u>800's</u>
		1	2	2	2				
			<u>Avg of Game 1</u>	<u>Avg of Game 2</u>	<u>Avg of Game 3</u>				
			194.86	186.86	175.71				

High game of 237 on week 1 High series of 605 on week 4 High average of 194.83 after bowling week 5
 Low game of 125 on week 10 Low series of 473 on week 10 Low average of 185.81 after bowling week 11

High Scores by Game

Game #1: 237 on week 1 Game #2: 204 on week 8 Game #3: 228 on week 5



Note: This report includes information through October 31 which is Week 11 of 34

JOSH MORGAN's Bowling Record - Team 6: ALL BUSINESS

Week No.	Bowling Date	Old Avg	Old HDCP	-1-	-2-	-3-	Total	HDCP Total	Pins	Gms	---Average Change---			High Game	High Sers	HDCP Game	HDCP Sers		
											New	Old	+/-						
1	08/22/23	174	41	170	153	200	523	646	523	3	174.33	-	0.00	=	174.33	200	523		
2	08/29/23	174	41	179	149	201	529	652	1052	6	175.33	-	174.33	=	1.00	201	529		
3	09/05/23	175	40	151	188	174	513	633	1565	9	173.89	-	175.33	=	-1.44	201	529		
4	09/12/23	173	42	194	214	190	598	724	2163	12	180.25	-	173.89	=	6.36	214	598		
5	09/19/23	180	36	157	161	193	511	619	2674	15	178.27	-	180.25	=	-1.98	214	598	229	619
6	09/26/23	178	37	168	212	194	574	685	3248	18	180.44	-	178.27	=	2.18	214	598	249	685
7	10/03/23	180	36	203	112	265	580	688	3828	21	182.29	-	180.44	=	1.84	265	598	301	688
8	10/10/23	182	34	190	213	224	627	729	4455	24	185.63	-	182.29	=	3.34	265	627	301	729
9	10/17/23	185	31	174	188	153	515	608	4970	27	184.07	-	185.63	=	-1.55	265	627	301	729
10	10/24/23	184	32	136	127	158	421	517	5391	30	179.70	-	184.07	=	-4.37	265	627	301	729
11	10/31/23	179	36	188	171	222	581	689	5972	33	180.97	-	179.70	=	1.27	265	627	301	729

End of 1st part



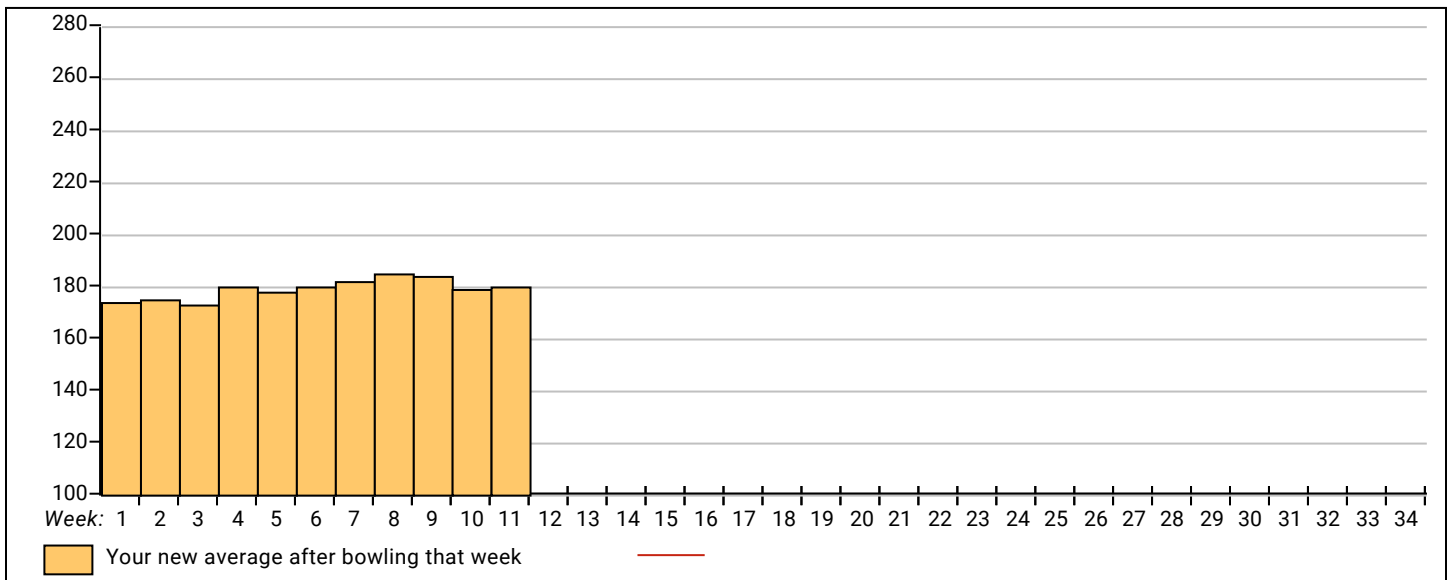
<u><100</u>	<u>100's</u>	<u>125's</u>	<u>150's</u>	<u>175's</u>	<u>200's</u>	<u>225's</u>	<u>250's</u>	<u>275's</u>	<u>300's</u>
	1	3	11	9	8		1		
<u><400</u>	<u>400's</u>	<u>450's</u>	<u>500's</u>	<u>550's</u>	<u>600's</u>	<u>650's</u>	<u>700's</u>	<u>750's</u>	<u>800's</u>
	1		5	4	1				

<u>Avg of Game 1</u>	<u>Avg of Game 2</u>	<u>Avg of Game 3</u>
173.64	171.64	197.64

High game of 265 on week 7 High series of 627 on week 8 High average of 185.63 after bowling week 8
 Low game of 112 on week 7 Low series of 421 on week 10 Low average of 173.89 after bowling week 3

High Scores by Game

Game #1: 203 on week 7 Game #2: 214 on week 4 Game #3: 265 on week 7



Note: This report includes information through October 31 which is Week 11 of 34

BILLY COX's Bowling Record - Team 6: ALL BUSINESS

Week No.	Bowling Date	Old Avg	Old HDCP	-1- -2- -3-			Total	HDCP Total	Pins	Gms	---Average Change---			High Game	High Sers	HDCP Game	HDCP Sers
											New - Old	--->	+/-				
3	09/05/23	154	59	151	134	179	464	641	464	3	154.67	- 0.00	= 154.67	179	464		
4	09/12/23	154	0				0	0	464	3	154.67	- 154.67	= 0.00	179	464		
5	09/19/23	154	0				0	0	464	3	154.67	- 154.67	= 0.00	179	464		
6	09/26/23	154	59	121	200	182	503	680	967	6	161.17	- 154.67	= 6.50	200	503		
7	10/03/23	161	53	158	198	170	526	685	1493	9	165.89	- 161.17	= 4.72	200	526		
8	10/10/23	165	0				0	0	1493	9	165.89	- 165.89	= 0.00	200	526		
9	10/17/23	165	49	180	221	134	535	682	2028	12	169.00	- 165.89	= 3.11	221	535		
10	10/24/23	169	0				0	0	2028	12	169.00	- 169.00	= 0.00	221	535		
11	10/31/23	169	45				0	0	2028	12	169.00	- 169.00	= 0.00	221	535		

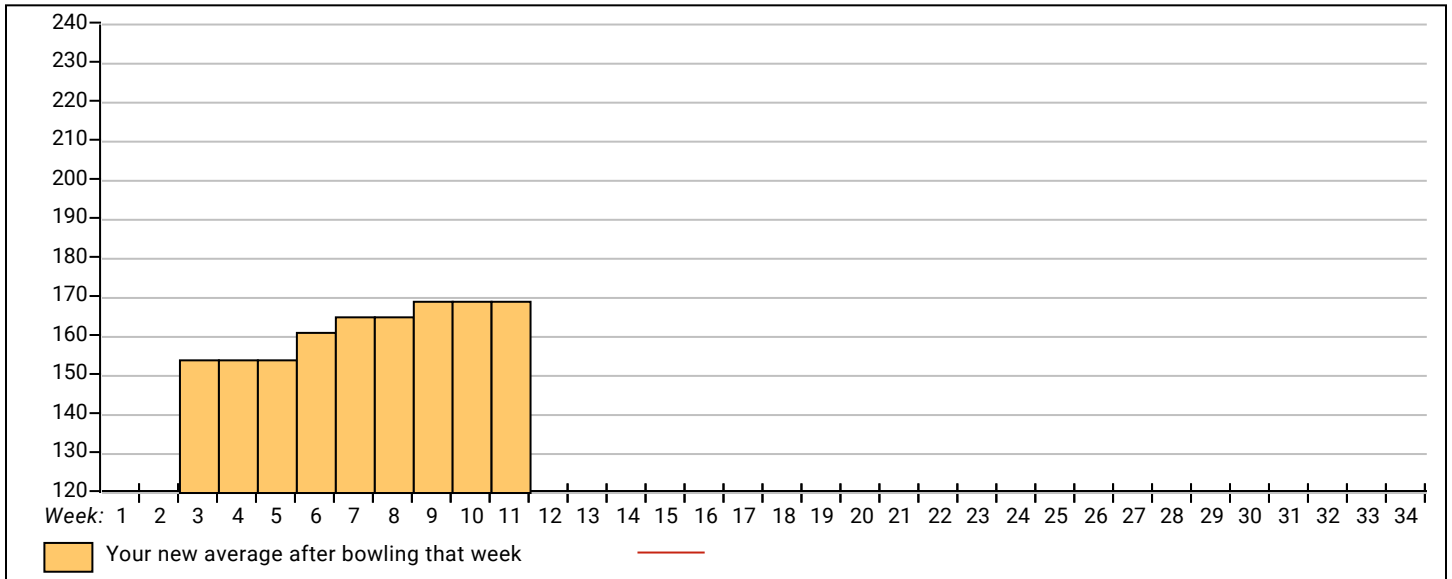
End of 1st part

<u><100</u>	<u>100's</u>	<u>125's</u>	<u>150's</u>	<u>175's</u>	<u>200's</u>	<u>225's</u>	<u>250's</u>	<u>275's</u>	<u>300's</u>
	1	2	3	4	2				
<u><400</u>	<u>400's</u>	<u>450's</u>	<u>500's</u>	<u>550's</u>	<u>600's</u>	<u>650's</u>	<u>700's</u>	<u>750's</u>	<u>800's</u>
		1	3						
<u>Avg of Game 1</u>			<u>Avg of Game 2</u>			<u>Avg of Game 3</u>			
152.50			188.25			166.25			

High game of 221 on week 9 High series of 535 on week 9 High average of 169.00 after bowling week 9
 Low game of 121 on week 6 Low series of 464 on week 3 Low average of 154.67 after bowling week 3

High Scores by Game

Game #1: 180 on week 9 Game #2: 221 on week 9 Game #3: 182 on week 6



Note: This report includes information through October 31 which is Week 11 of 34

DANNY WADE's Bowling Record - Team 7: MIDSOUTH PLBG & ELECTRIC

Week No.	Bowling Date	Old Avg	Old HDCP	-1-	-2-	-3-	Total	HDCP Total	Pins	Gms	---Average Change---			High Game	High Sers	HDCP Game	HDCP Sers	
											New	Old	+/-					
1	08/22/23	bk174	41	144	158	159	461	584	461	3	153.67	-	0.00	=	153.67	159	461	
2	08/29/23	153	60	145	147	158	450	630	911	6	151.83	-	153.67	=	-1.83	159	461	
3	09/05/23	151	62	158	156	175	489	675	1400	9	155.56	-	151.83	=	3.72	175	489	
4	09/12/23	155	0				0	0	1400	9	155.56	-	155.56	=	0.00	175	489	
5	09/19/23	155	58	173	201	150	524	698	1924	12	160.33	-	155.56	=	4.78	201	524	
6	09/26/23	160	54	222	189	174	585	747	2509	15	167.27	-	160.33	=	6.93	222	585	276
7	10/03/23	167	47	169	206	176	551	692	3060	18	170.00	-	167.27	=	2.73	222	585	276
8	10/10/23	170	45	200	173	173	546	681	3606	21	171.71	-	170.00	=	1.71	222	585	276
9	10/17/23	171	44	160	148	185	493	625	4099	24	170.79	-	171.71	=	-0.92	222	585	276
10	10/24/23	170	45	159	173	183	515	650	4614	27	170.89	-	170.79	=	0.10	222	585	276
11	10/31/23	170	45	183	163	147	493	628	5107	30	170.23	-	170.89	=	-0.66	222	585	276

End of 1st part

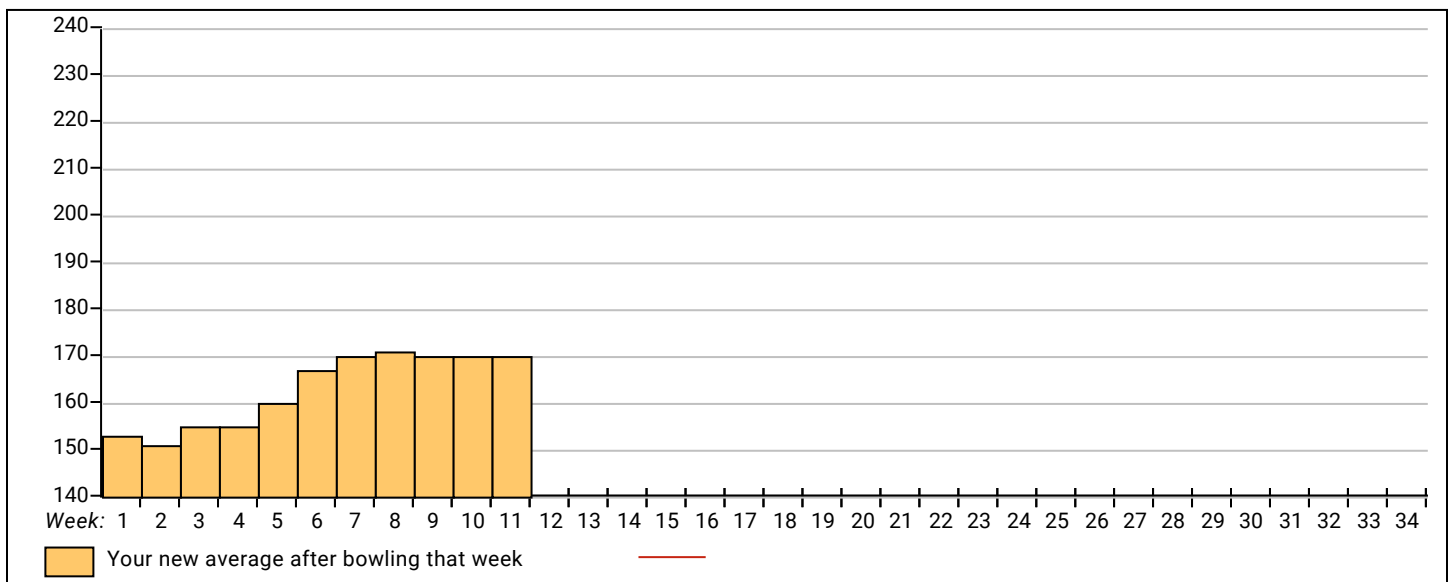


<u><100</u>	<u>100's</u>	<u>125's</u>	<u>150's</u>	<u>175's</u>	<u>200's</u>	<u>225's</u>	<u>250's</u>	<u>275's</u>	<u>300's</u>
		5	15	6	4				
<u><400</u>	<u>400's</u>	<u>450's</u>	<u>500's</u>	<u>550's</u>	<u>600's</u>	<u>650's</u>	<u>700's</u>	<u>750's</u>	<u>800's</u>
		5	3	2					

<u>Avg of Game 1</u>	<u>Avg of Game 2</u>	<u>Avg of Game 3</u>
171.30	171.40	168.00

High game of 222 on week 6 High series of 585 on week 6 High average of 171.71 after bowling week 8
 Low game of 144 on week 1 Low series of 450 on week 2 Low average of 151.83 after bowling week 2

High Scores by Game
 Game #1: 222 on week 6 Game #2: 206 on week 7 Game #3: 185 on week 9



Note: This report includes information through October 31 which is Week 11 of 34

DENNY DESHAW's Bowling Record - Team 7: MIDSOUTH PLBG & ELECTRIC

Week No.	Bowling Date	Old Avg	Old HDCP	-1- -2- -3-			Total	HDCP Total	Pins	Gms	---Average Change---			High Game	High Sers	HDCP Game	HDCP Sers
				-1-	-2-	-3-					New	Old	+/-				
1	08/22/23	bk185	31	205	150	147	502	595	502	3	167.33	- 0.00	= 167.33	205	502		
2	08/29/23	167	47	201	122	160	483	624	985	6	164.17	- 167.33	= -3.17	205	502		
3	09/05/23	164	50	205	217	151	573	723	1558	9	173.11	- 164.17	= 8.94	217	573		
4	09/12/23	173	42	207	148	185	540	666	2098	12	174.83	- 173.11	= 1.72	217	573		
5	09/19/23	174	0				0	0	2098	12	174.83	- 174.83	= 0.00	217	573		
6	09/26/23	174	41	191	141	225	557	680	2655	15	177.00	- 174.83	= 2.17	225	573	266	680
7	10/03/23	177	38	155	228	184	567	681	3222	18	179.00	- 177.00	= 2.00	228	573	266	681
8	10/10/23	179	36	159	185	157	501	609	3723	21	177.29	- 179.00	= -1.71	228	573	266	681
9	10/17/23	177	38	170	182	190	542	656	4265	24	177.71	- 177.29	= 0.42	228	573	266	681
10	10/24/23	177	38	155	204	213	572	686	4837	27	179.15	- 177.71	= 1.44	228	573	266	686
11	10/31/23	179	36	149	172	192	513	621	5350	30	178.33	- 179.15	= -0.81	228	573	266	686

End of 1st part



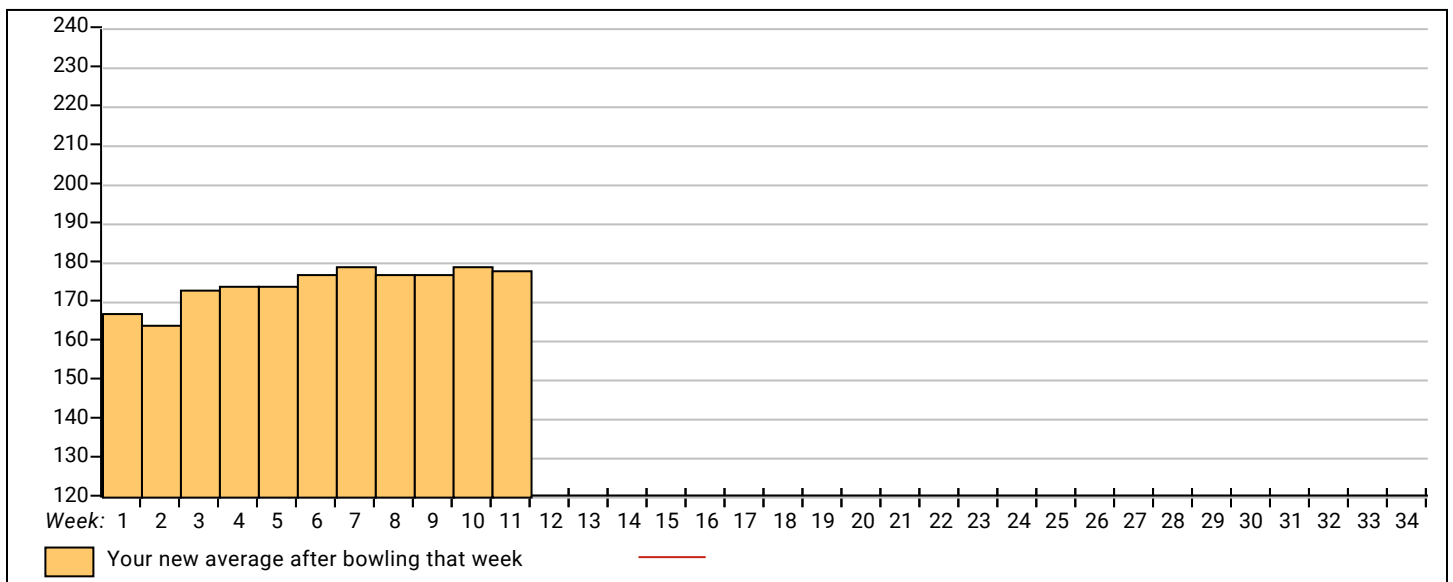
<u><100</u>	<u>100's</u>	<u>125's</u>	<u>150's</u>	<u>175's</u>	<u>200's</u>	<u>225's</u>	<u>250's</u>	<u>275's</u>	<u>300's</u>
	1	4	9	7	7	2			
<u><400</u>	<u>400's</u>	<u>450's</u>	<u>500's</u>	<u>550's</u>	<u>600's</u>	<u>650's</u>	<u>700's</u>	<u>750's</u>	<u>800's</u>
		1	5	4					

<u>Avg of Game 1</u>	<u>Avg of Game 2</u>	<u>Avg of Game 3</u>
179.70	174.90	180.40

High game of 228 on week 7 High series of 573 on week 3 High average of 179.15 after bowling week 10
 Low game of 122 on week 2 Low series of 483 on week 2 Low average of 164.17 after bowling week 2

High Scores by Game

Game #1: 207 on week 4 Game #2: 228 on week 7 Game #3: 225 on week 6



Note: This report includes information through October 31 which is Week 11 of 34

WARREN COOTS's Bowling Record - Team 7: MIDSOUTH PLBG & ELECTRIC

Week No.	Bowling Date	Old Avg	Old HDCP	-1-	-2-	-3-	Total	HDCP Total	Pins	Gms	---Average Change---			High Game	High Sers	HDCP Game	HDCP Sers		
											New	Old	+/-						
1	08/22/23	bk177	38	158	156	170	484	598	484	3	161.33	-	0.00	=	161.33	170	484		
2	08/29/23	161	53	148	255	156	559	718	1043	6	173.83	-	161.33	=	12.50	255	559		
3	09/05/23	173	42	184	150	213	547	673	1590	9	176.67	-	173.83	=	2.83	255	559		
4	09/12/23	176	39	181	185	139	505	622	2095	12	174.58	-	176.67	=	-2.08	255	559		
5	09/19/23	174	41	175	176	157	508	631	2603	15	173.53	-	174.58	=	-1.05	255	559	217	631
6	09/26/23	173	42	145	139	219	503	629	3106	18	172.56	-	173.53	=	-0.98	255	559	261	631
7	10/03/23	172	43	170	202	187	559	688	3665	21	174.52	-	172.56	=	1.97	255	559	261	688
8	10/10/23	174	41	161	167	192	520	643	4185	24	174.38	-	174.52	=	-0.15	255	559	261	688
9	10/17/23	174	41	162	226	191	579	702	4764	27	176.44	-	174.38	=	2.07	255	579	267	702
10	10/24/23	176	39	136	206	189	531	648	5295	30	176.50	-	176.44	=	0.06	255	579	267	702
11	10/31/23	176	39	172	224	172	568	685	5863	33	177.67	-	176.50	=	1.17	255	579	267	702

End of 1st part

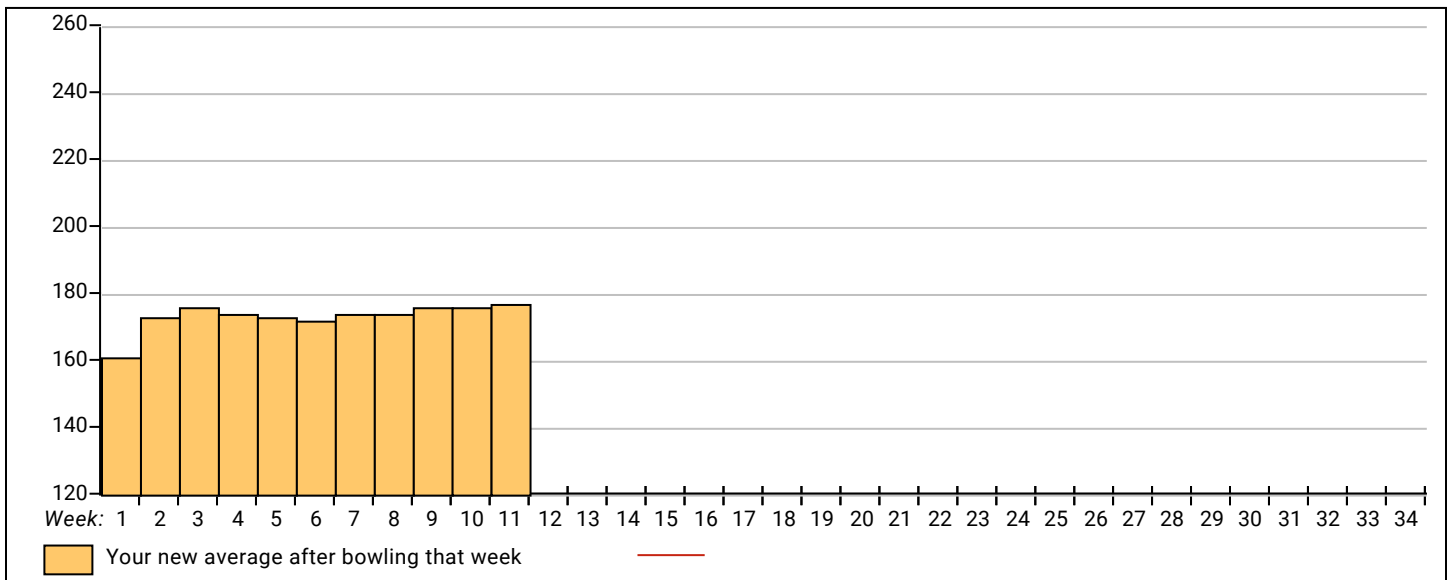


<u><100</u>	<u>100's</u>	<u>125's</u>	<u>150's</u>	<u>175's</u>	<u>200's</u>	<u>225's</u>	<u>250's</u>	<u>275's</u>	<u>300's</u>
		5	12	9	5	1	1		
<u><400</u>	<u>400's</u>	<u>450's</u>	<u>500's</u>	<u>550's</u>	<u>600's</u>	<u>650's</u>	<u>700's</u>	<u>750's</u>	<u>800's</u>
		1	6	4					
			<u>Avg of Game 1</u>	<u>Avg of Game 2</u>	<u>Avg of Game 3</u>				
			162.91	189.64	180.45				

High game of 255 on week 2 High series of 579 on week 9 High average of 177.67 after bowling week 11
 Low game of 136 on week 10 Low series of 484 on week 1 Low average of 161.33 after bowling week 1

High Scores by Game

Game #1: 184 on week 3 Game #2: 255 on week 2 Game #3: 219 on week 6



Note: This report includes information through October 31 which is Week 11 of 34

KEVIN BROWN's Bowling Record - Team 7: MIDSOUTH PLBG & ELECTRIC

Week No.	Bowling Date	Old Avg	Old HDCP	-1-	-2-	-3-	Total	HDCP Total	Pins	Gms	---Average Change---			High Game	High Sers	HDCP Game	HDCP Sers	
											New	Old	+/-					
1	08/22/23	bk203	15	222	228	204	654	699	654	3	218.00	-	0.00	=	218.00	228	654	
2	08/29/23	218	1	165	189	215	569	572	1223	6	203.83	-	218.00	=	-14.17	228	654	
3	09/05/23	203	15	184	185	201	570	615	1793	9	199.22	-	203.83	=	-4.61	228	654	
4	09/12/23	199	18	267	179	193	639	693	2432	12	202.67	-	199.22	=	3.44	267	654	
5	09/19/23	202	16	202	199	206	607	655	3039	15	202.60	-	202.67	=	-0.07	267	654	222
6	09/26/23	202	16	234	203	180	617	665	3656	18	203.11	-	202.60	=	0.51	267	654	250
7	10/03/23	203	15	182	170	170	522	567	4178	21	198.95	-	203.11	=	-4.16	267	654	250
8	10/10/23	198	0				0	0	4178	21	198.95	-	198.95	=	0.00	267	654	250
9	10/17/23	198	19	194	224	233	651	708	4829	24	201.21	-	198.95	=	2.26	267	654	252
10	10/24/23	201	17	185	186	250	621	672	5450	27	201.85	-	201.21	=	0.64	267	654	267
11	10/31/23	201	17	233	223	234	690	741	6140	30	204.67	-	201.85	=	2.81	267	690	267

End of 1st part

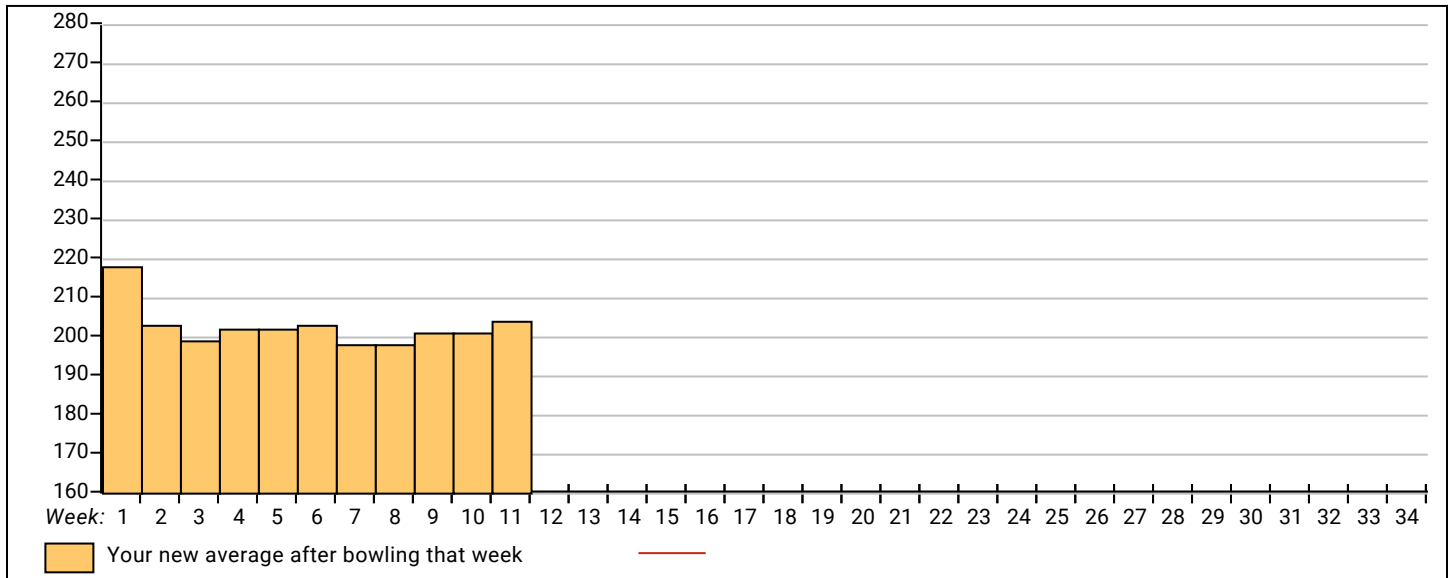


<u><100</u>	<u>100's</u>	<u>125's</u>	<u>150's</u>	<u>175's</u>	<u>200's</u>	<u>225's</u>	<u>250's</u>	<u>275's</u>	<u>300's</u>
			3	11	9	5	2		
<u><400</u>	<u>400's</u>	<u>450's</u>	<u>500's</u>	<u>550's</u>	<u>600's</u>	<u>650's</u>	<u>700's</u>	<u>750's</u>	<u>800's</u>
			1	2	4	3			
			<u>Avg of Game 1</u>	<u>Avg of Game 2</u>	<u>Avg of Game 3</u>				
			206.80	198.60	208.60				

High game of 267 on week 4 High series of 690 on week 11 High average of 218.00 after bowling week 1
 Low game of 165 on week 2 Low series of 522 on week 7 Low average of 198.95 after bowling week 7

High Scores by Game

Game #1: 267 on week 4 Game #2: 228 on week 1 Game #3: 250 on week 10



Note: This report includes information through October 31 which is Week 11 of 34

JEFF COLE's Bowling Record - Team 7: MIDSOUTH PLBG & ELECTRIC

Week No.	Bowling Date	Old Avg	Old HDCP	-1- -2- -3-			Total	HDCP Total	Pins	Gms	---Average Change---			High Game	High Sers	HDCP Game	HDCP Sers
											New - Old	---> +/-					
1	08/22/23	bk203	15	176	212	213	601	646	601	3	200.33	- 0.00	= 200.33	213	601		
2	08/29/23	200	18	191	169	174	534	588	1135	6	189.17	- 200.33	= -11.17	213	601		
3	09/05/23	189	27	215	201	228	644	725	1779	9	197.67	- 189.17	= 8.50	228	644		
4	09/12/23	197	0				0	0	1779	9	197.67	- 197.67	= 0.00	228	644		
5	09/19/23	197	20	162	212	216	590	650	2369	12	197.42	- 197.67	= -0.25	228	644		
6	09/26/23	197	20	214	140	189	543	603	2912	15	194.13	- 197.42	= -3.28	228	644	234	603
7	10/03/23	194	23	189	194	202	585	654	3497	18	194.28	- 194.13	= 0.14	228	644	234	654
8	10/10/23	194	23	203	243	199	645	714	4142	21	197.24	- 194.28	= 2.96	243	645	266	714
9	10/17/23	197	0				0	0	4142	21	197.24	- 197.24	= 0.00	243	645	266	714
10	10/24/23	197	20	215	203	191	609	669	4751	24	197.96	- 197.24	= 0.72	243	645	266	714
11	10/31/23	197	20	213	170	229	612	672	5363	27	198.63	- 197.96	= 0.67	243	645	266	714

End of 1st part

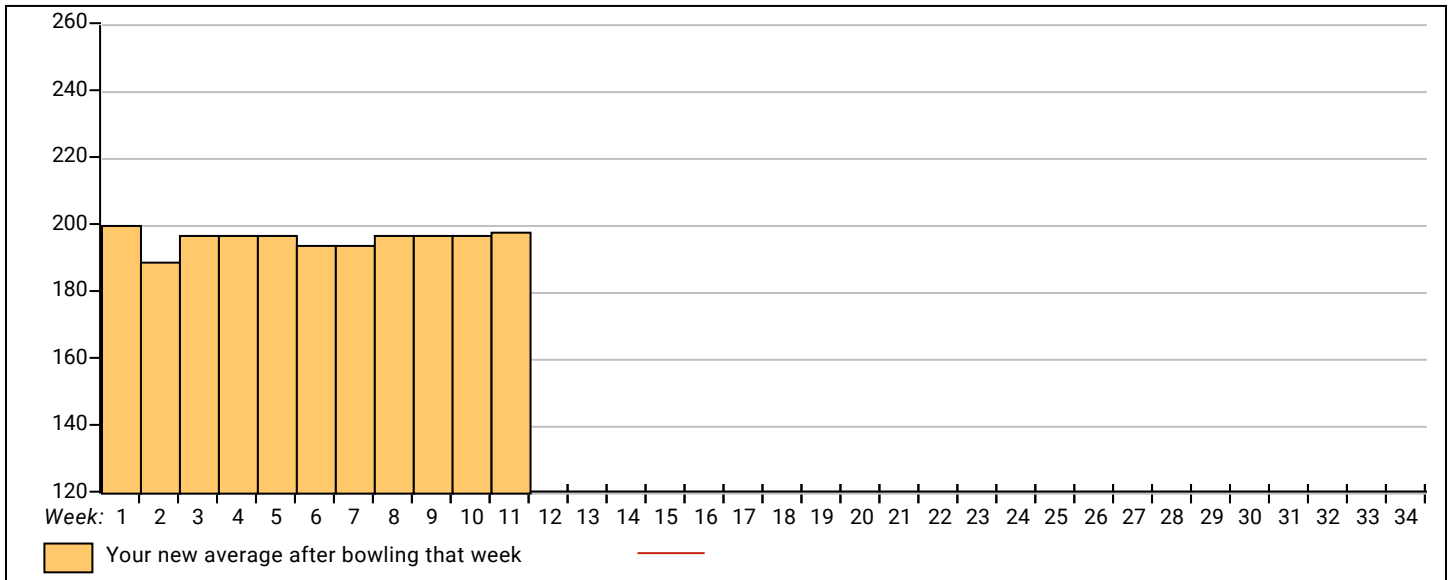


<u><100</u>	<u>100's</u>	<u>125's</u>	<u>150's</u>	<u>175's</u>	<u>200's</u>	<u>225's</u>	<u>250's</u>	<u>275's</u>	<u>300's</u>
		1	4	7	12	3			
<u><400</u>	<u>400's</u>	<u>450's</u>	<u>500's</u>	<u>550's</u>	<u>600's</u>	<u>650's</u>	<u>700's</u>	<u>750's</u>	<u>800's</u>
			2	2	5				
			<u>Avg of Game 1</u>	<u>Avg of Game 2</u>	<u>Avg of Game 3</u>				
			197.56	193.78	204.56				

High game of 243 on week 8 High series of 645 on week 8 High average of 200.33 after bowling week 1
 Low game of 140 on week 6 Low series of 534 on week 2 Low average of 189.17 after bowling week 2

High Scores by Game

Game #1: 215 on week 3 Game #2: 243 on week 8 Game #3: 229 on week 11



Note: This report includes information through October 31 which is Week 11 of 34

KEVIN SNOW's Bowling Record - Team 7: MIDSOUTH PLBG & ELECTRIC

Week No.	Bowling Date	Old Avg	Old HDCP	-1-	-2-	-3-	Total	HDCP Total	Pins	Gms	---Average Change---			High Game	High Sers	HDCP Game	HDCP Sers
											New	Old	+/-				
4	09/12/23	bk183	33	149	151	178	478	577	478	3	159.33	-	0.00	=	159.33	178	478
5	09/19/23	159	54	181	190	168	539	701	1017	6	169.50	-	159.33	=	10.17	190	539
6	09/26/23	169	0				0	0	1017	6	169.50	-	169.50	=	0.00	190	539
7	10/03/23	169	0				0	0	1017	6	169.50	-	169.50	=	0.00	190	539
8	10/10/23	169	45	190	183	150	523	658	1540	9	171.11	-	169.50	=	1.61	190	539
9	10/17/23	171	44	175	193	168	536	668	2076	12	173.00	-	171.11	=	1.89	193	539
10	10/24/23	173	0				0	0	2076	12	173.00	-	173.00	=	0.00	193	539
11	10/31/23	173	42				0	0	2076	12	173.00	-	173.00	=	0.00	193	539

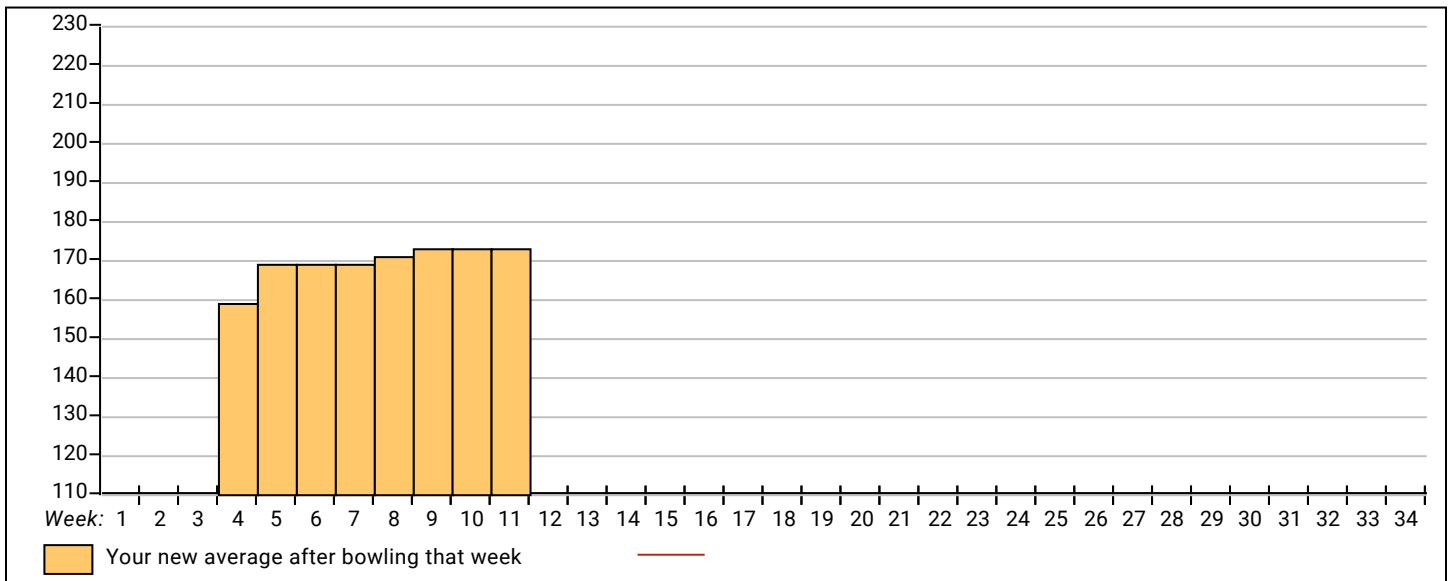
End of 1st part

<u><100</u>	<u>100's</u>	<u>125's</u>	<u>150's</u>	<u>175's</u>	<u>200's</u>	<u>225's</u>	<u>250's</u>	<u>275's</u>	<u>300's</u>
		1	4	7					
<u><400</u>	<u>400's</u>	<u>450's</u>	<u>500's</u>	<u>550's</u>	<u>600's</u>	<u>650's</u>	<u>700's</u>	<u>750's</u>	<u>800's</u>
		1	3						
<u>Avg of Game 1</u>			<u>Avg of Game 2</u>			<u>Avg of Game 3</u>			
173.75			179.25			166.00			

High game of 193 on week 9 High series of 539 on week 5 High average of 173.00 after bowling week 9
 Low game of 149 on week 4 Low series of 478 on week 4 Low average of 159.33 after bowling week 4

High Scores by Game

Game #1: 190 on week 8 Game #2: 193 on week 9 Game #3: 178 on week 4



Note: This report includes information through October 31 which is Week 11 of 34

PAULA BROWN's Bowling Record - Team 7: MIDSOUTH PLBG & ELECTRIC

Week No.	Bowling Date	Old Avg	Old HDCP	-1-	-2-	-3-	Total	HDCP Total	Pins	Gms	---Average Change---			High Game	High Sers	HDCP Game	HDCP Sers
											New	Old	---> +/-				
4	09/12/23	130	81	124	142	124	390	633	390	3	130.00	-	0.00	=	130.00	142	390
5	09/19/23	130	0				0	0	390	3	130.00	-	130.00	=	0.00	142	390
6	09/26/23	130	0				0	0	390	3	130.00	-	130.00	=	0.00	142	390
7	10/03/23	130	0				0	0	390	3	130.00	-	130.00	=	0.00	142	390
8	10/10/23	130	0				0	0	390	3	130.00	-	130.00	=	0.00	142	390
9	10/17/23	130	0				0	0	390	3	130.00	-	130.00	=	0.00	142	390
10	10/24/23	130	0				0	0	390	3	130.00	-	130.00	=	0.00	142	390
11	10/31/23	130	81				0	0	390	3	130.00	-	130.00	=	0.00	142	390

End of 1st part

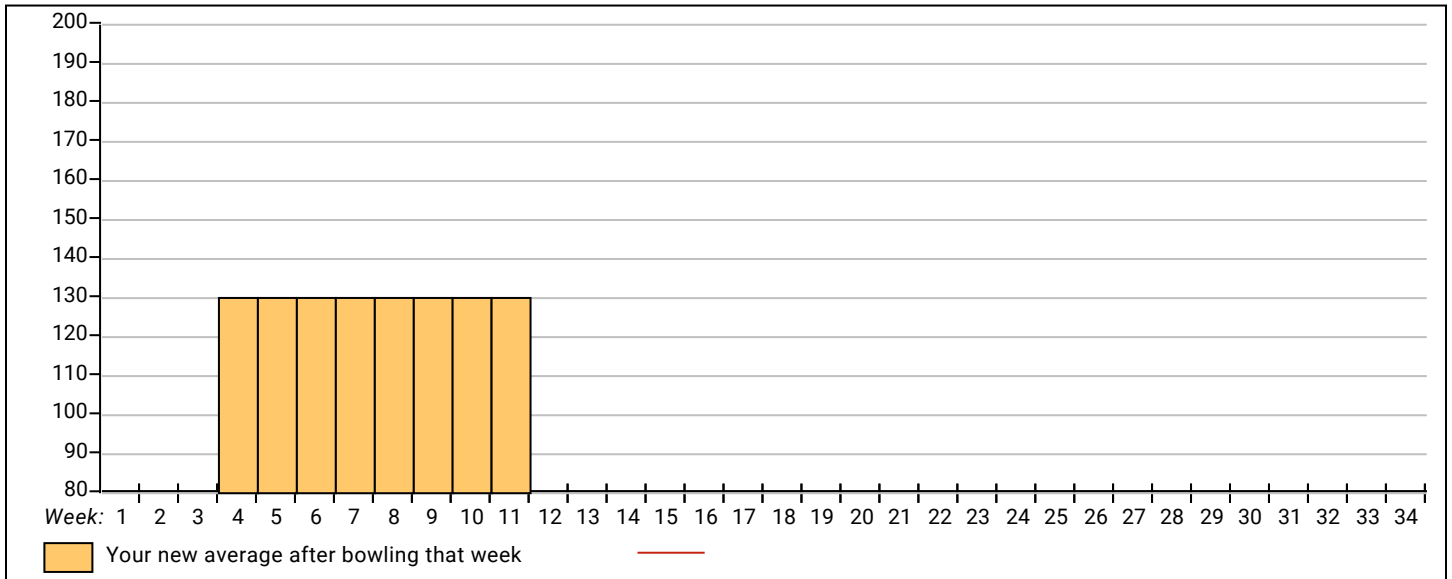
<u><100</u>	<u>100's</u>	<u>125's</u>	<u>150's</u>	<u>175's</u>	<u>200's</u>	<u>225's</u>	<u>250's</u>	<u>275's</u>	<u>300's</u>
	2	1							
<u><400</u>	<u>400's</u>	<u>450's</u>	<u>500's</u>	<u>550's</u>	<u>600's</u>	<u>650's</u>	<u>700's</u>	<u>750's</u>	<u>800's</u>
1									

<u>Avg of Game 1</u>	<u>Avg of Game 2</u>	<u>Avg of Game 3</u>
124.00	142.00	124.00

High game of 142 on week 4 High series of 390 on week 4 High average of 130.00 after bowling week 4
 Low game of 124 on week 4 Low series of 390 on week 4 Low average of 130.00 after bowling week 4

High Scores by Game

Game #1: 124 on week 4 Game #2: 142 on week 4 Game #3: 124 on week 4



Note: This report includes information through October 31 which is Week 11 of 34

LARRY BILLINGS's Bowling Record - Team 8: THE ROCKETS

Week No.	Bowling Date	Old Avg	Old HDCP	-1-	-2-	-3-	Total	HDCP Total	Pins	Gms	---Average Change---			High Game	High Sers	HDCP Game	HDCP Sers		
											New	Old	+/-						
1	08/22/23	bk135	76	139	145	115	399	627	399	3	133.00	-	0.00	=	133.00	145	399		
2	08/29/23	133	78	97	122	142	361	595	760	6	126.67	-	133.00	=	-6.33	145	399		
3	09/05/23	126	84	91	116	94	301	553	1061	9	117.89	-	126.67	=	-8.78	145	399		
4	09/12/23	117	92	150	134	144	428	704	1489	12	124.08	-	117.89	=	6.19	150	428		
5	09/19/23	124	86	129	135	112	376	634	1865	15	124.33	-	124.08	=	0.25	150	428	221	634
6	09/26/23	124	86	124	111	128	363	621	2228	18	123.78	-	124.33	=	-0.56	150	428	221	634
7	10/03/23	123	87	142	124	118	384	645	2612	21	124.38	-	123.78	=	0.60	150	428	229	645
8	10/10/23	124	86	103	123	103	329	587	2941	24	122.54	-	124.38	=	-1.84	150	428	229	645
9	10/17/23	122	88	160	123	150	433	697	3374	27	124.96	-	122.54	=	2.42	160	433	248	697
10	10/24/23	124	86	140	102	135	377	635	3751	30	125.03	-	124.96	=	0.07	160	433	248	697
11	10/31/23	125	85	127	124	136	387	642	4138	33	125.39	-	125.03	=	0.36	160	433	248	697

End of 1st part

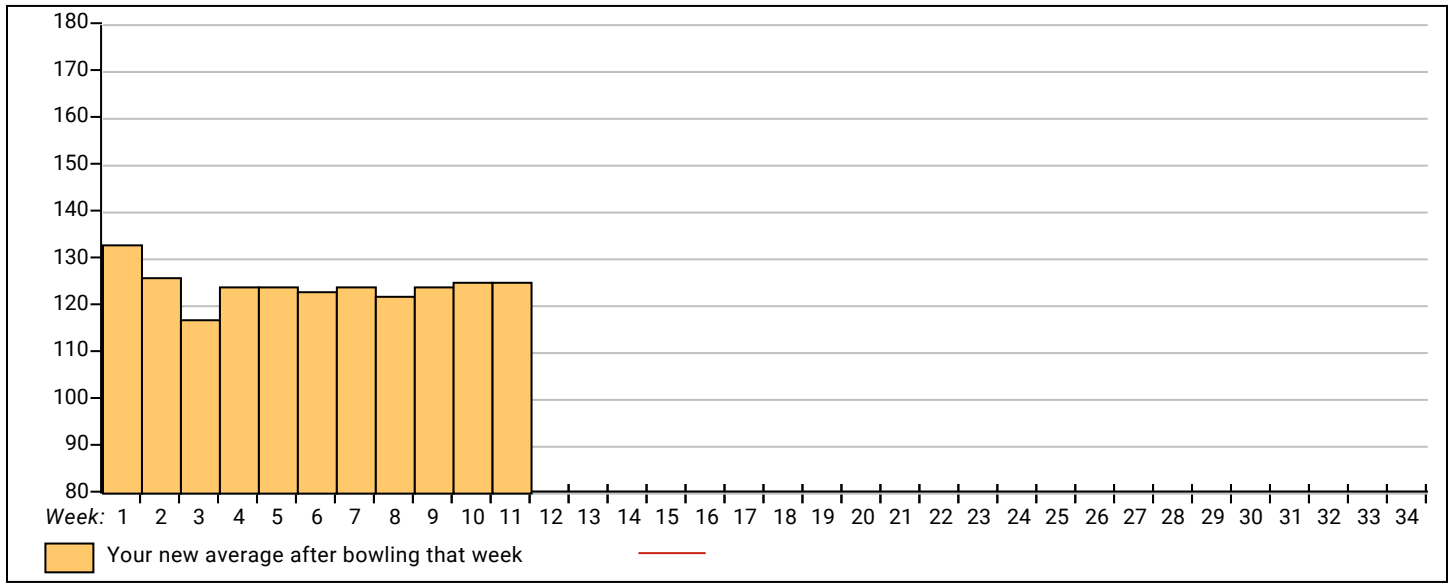


<u><100</u>	<u>100's</u>	<u>125's</u>	<u>150's</u>	<u>175's</u>	<u>200's</u>	<u>225's</u>	<u>250's</u>	<u>275's</u>	<u>300's</u>
3	14	13	3						
<u><400</u>	<u>400's</u>	<u>450's</u>	<u>500's</u>	<u>550's</u>	<u>600's</u>	<u>650's</u>	<u>700's</u>	<u>750's</u>	<u>800's</u>
9	2								

<u>Avg of Game 1</u>	<u>Avg of Game 2</u>	<u>Avg of Game 3</u>
127.45	123.55	125.18

High game of 160 on week 9 High series of 433 on week 9 High average of 133.00 after bowling week 1
 Low game of 91 on week 3 Low series of 301 on week 3 Low average of 117.89 after bowling week 3

High Scores by Game
 Game #1: 160 on week 9 Game #2: 145 on week 1 Game #3: 150 on week 9



Note: This report includes information through October 31 which is Week 11 of 34

WES OSBORNE's Bowling Record - Team 8: THE ROCKETS

Week No.	Bowling Date	Old Avg	Old HDCP	-1-	-2-	-3-	Total	HDCP Total	Pins	Gms	---Average Change---			High Game	High Sers	HDCP Game	HDCP Sers	
											New - Old	---->	+/-					
7	10/03/23	140	72	v140	v140	v140	420	636	0	0	-	0.00	=	0.00	0	0		
8	10/10/23	140	72	v140	v140	v140	420	636	0	0	-	0.00	=	0.00	0	0		
9	10/17/23	163	51	157	166	168	491	644	491	3	163.67	-	0.00	=	163.67	168	491	
10	10/24/23	163	51	156	135	140	431	584	922	6	153.67	-	163.67	=	-10.00	168	491	
11	10/31/23	153	60	154	184	159	497	677	1419	9	157.67	-	153.67	=	4.00	184	497	

End of 1st part



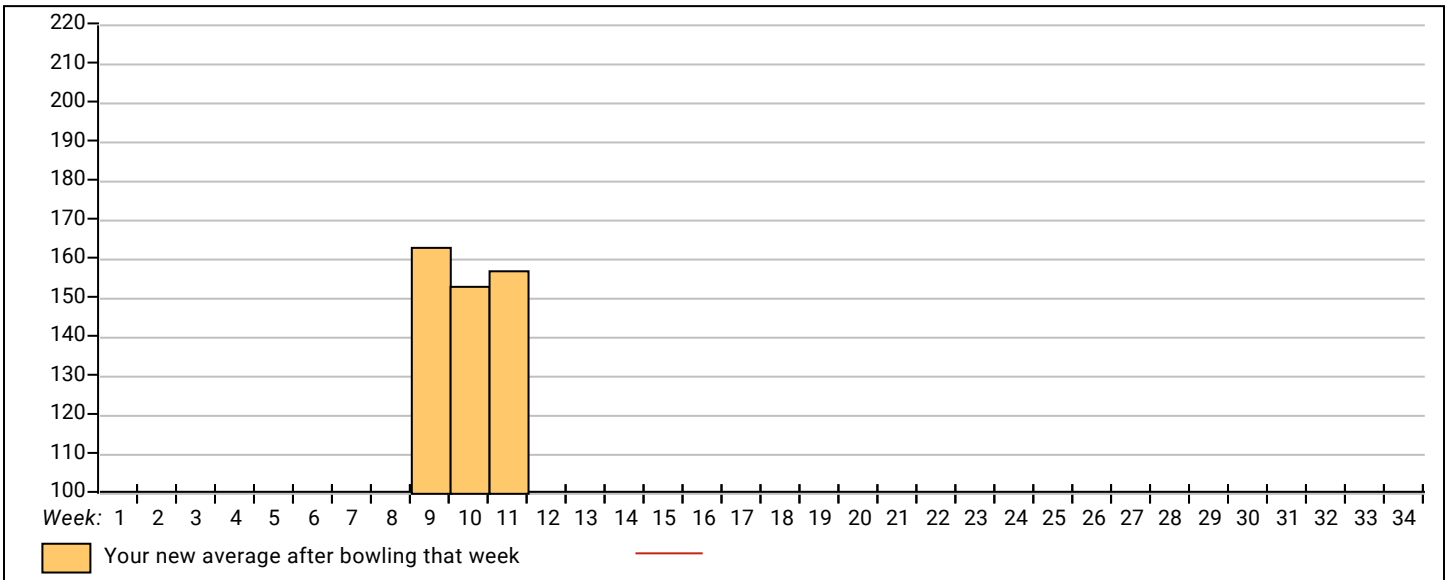
<u><100</u>	<u>100's</u>	<u>125's</u>	<u>150's</u>	<u>175's</u>	<u>200's</u>	<u>225's</u>	<u>250's</u>	<u>275's</u>	<u>300's</u>
		2	6	1					
<u><400</u>	<u>400's</u>	<u>450's</u>	<u>500's</u>	<u>550's</u>	<u>600's</u>	<u>650's</u>	<u>700's</u>	<u>750's</u>	<u>800's</u>
	1	2							

<u>Avg of Game 1</u>	<u>Avg of Game 2</u>	<u>Avg of Game 3</u>
155.67	161.67	155.67

High game of 184 on week 11 High series of 497 on week 11 High average of 163.67 after bowling week 9
 Low game of 135 on week 10 Low series of 431 on week 10 Low average of 153.67 after bowling week 10

High Scores by Game

Game #1: 157 on week 9 Game #2: 184 on week 11 Game #3: 168 on week 9



Note: This report includes information through October 31 which is Week 11 of 34

STEVE WESTMORELAND's Bowling Record - Team 8: THE ROCKETS

Week No.	Bowling Date	Old Avg	Old HDCP	HDCP			Total	HDCP Total	Pins	Gms	---Average Change---			High Game	High Sers	HDCP Game	HDCP Sers
				-1-	-2-	-3-					New	Old	+/-				
1	08/22/23	bk150	63	104	135	116	355	544	355	3	118.33	-	0.00	=	118.33	135	355
2	08/29/23	118	91	169	151	157	477	750	832	6	138.67	-	118.33	=	20.33	169	477
3	09/05/23	138	73	122	169	158	449	668	1281	9	142.33	-	138.67	=	3.67	169	477
4	09/12/23	142	70	a132	a132	a132	396	606	1281	9	142.33	-	142.33	=	0.00	169	477
5	09/19/23	142	70	155	126	126	407	617	1688	12	140.67	-	142.33	=	-1.67	169	477
6	09/26/23	140	72	128	138	133	399	615	2087	15	139.13	-	140.67	=	-1.53	169	477
7	10/03/23	139	72	130	181	166	477	693	2564	18	142.44	-	139.13	=	3.31	181	477
8	10/10/23	142	70	227	188	138	553	763	3117	21	148.43	-	142.44	=	5.98	227	553
227 --- 225 Game (<150) -- TNBA Awards																	
9	10/17/23	148	64	126	172	153	451	643	3568	24	148.67	-	148.43	=	0.24	227	553
10	10/24/23	148	64	135	160	181	476	668	4044	27	149.78	-	148.67	=	1.11	227	553
11	10/31/23	149	63	a139	a139	a139	417	606	4044	27	149.78	-	149.78	=	0.00	227	553

End of 1st part

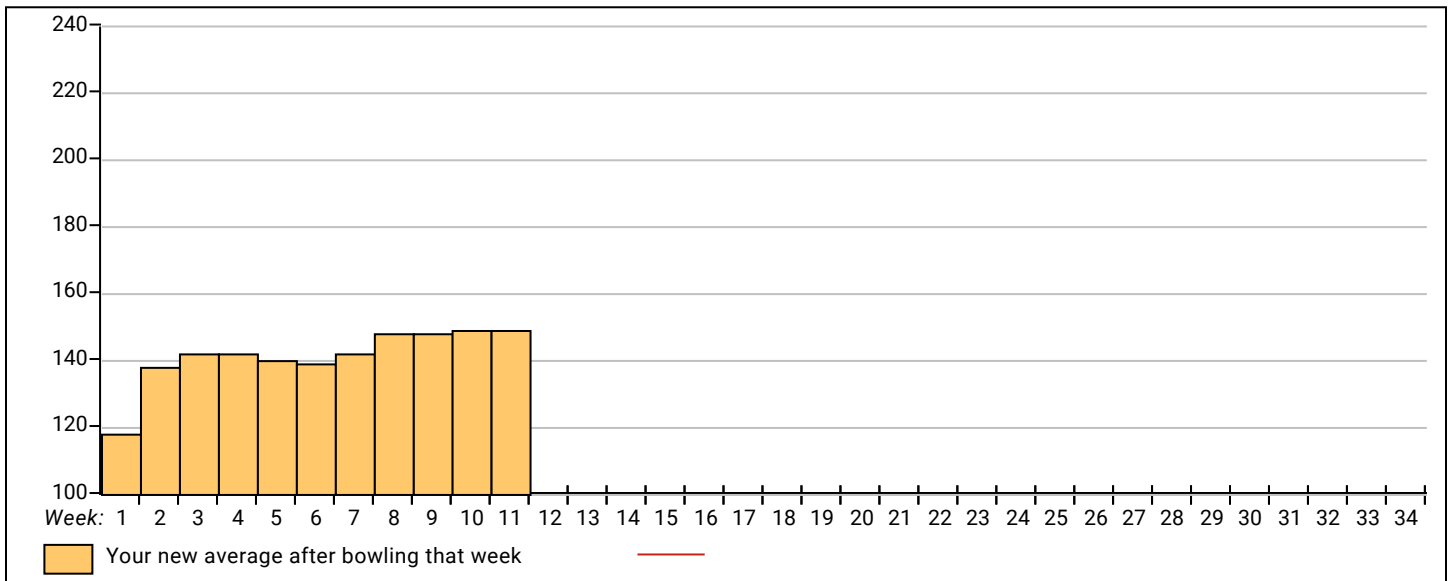


<u><100</u>	<u>100's</u>	<u>125's</u>	<u>150's</u>	<u>175's</u>	<u>200's</u>	<u>225's</u>	<u>250's</u>	<u>275's</u>	<u>300's</u>
	3	10	10	3		1			
<u><400</u>	<u>400's</u>	<u>450's</u>	<u>500's</u>	<u>550's</u>	<u>600's</u>	<u>650's</u>	<u>700's</u>	<u>750's</u>	<u>800's</u>
2	2	4		1					
<u>Avg of Game 1</u>			<u>Avg of Game 2</u>			<u>Avg of Game 3</u>			
144.00			157.78			147.56			

High game of 227 on week 8 High series of 553 on week 8 High average of 149.78 after bowling week 10
 Low game of 104 on week 1 Low series of 355 on week 1 Low average of 118.33 after bowling week 1

High Scores by Game

Game #1: 227 on week 8 Game #2: 188 on week 8 Game #3: 181 on week 10



Note: This report includes information through October 31 which is Week 11 of 34

JACK SHELBY's Bowling Record - Team 8: THE ROCKETS

Week No.	Bowling Date	Old Avg	Old HDCP	-1-	-2-	-3-	Total	HDCP Total	Pins	Gms	---Average Change---			High Game	High Sers	HDCP Game	HDCP Sers		
											New	Old	+/-						
1	08/22/23	bk158	55	195	145	147	487	652	487	3	162.33	-	0.00	=	162.33	195	487		
2	08/29/23	162	52	179	134	150	463	619	950	6	158.33	-	162.33	=	-4.00	195	487		
3	09/05/23	158	55	183	105	160	448	613	1398	9	155.33	-	158.33	=	-3.00	195	487		
4	09/12/23	155	58	146	165	151	462	636	1860	12	155.00	-	155.33	=	-0.33	195	487		
5	09/19/23	155	58	127	145	153	425	599	2285	15	152.33	-	155.00	=	-2.67	195	487	211	599
6	09/26/23	152	61	151	138	142	431	614	2716	18	150.89	-	152.33	=	-1.44	195	487	212	614
7	10/03/23	150	63	152	179	164	495	684	3211	21	152.90	-	150.89	=	2.02	195	495	242	684
8	10/10/23	152	61	156	157	135	448	631	3659	24	152.46	-	152.90	=	-0.45	195	495	242	684
9	10/17/23	152	61	147	147	137	431	614	4090	27	151.48	-	152.46	=	-0.98	195	495	242	684
10	10/24/23	151	62	176	148	147	471	657	4561	30	152.03	-	151.48	=	0.55	195	495	242	684
11	10/31/23	152	61	146	180	145	471	654	5032	33	152.48	-	152.03	=	0.45	195	495	242	684

End of 1st part



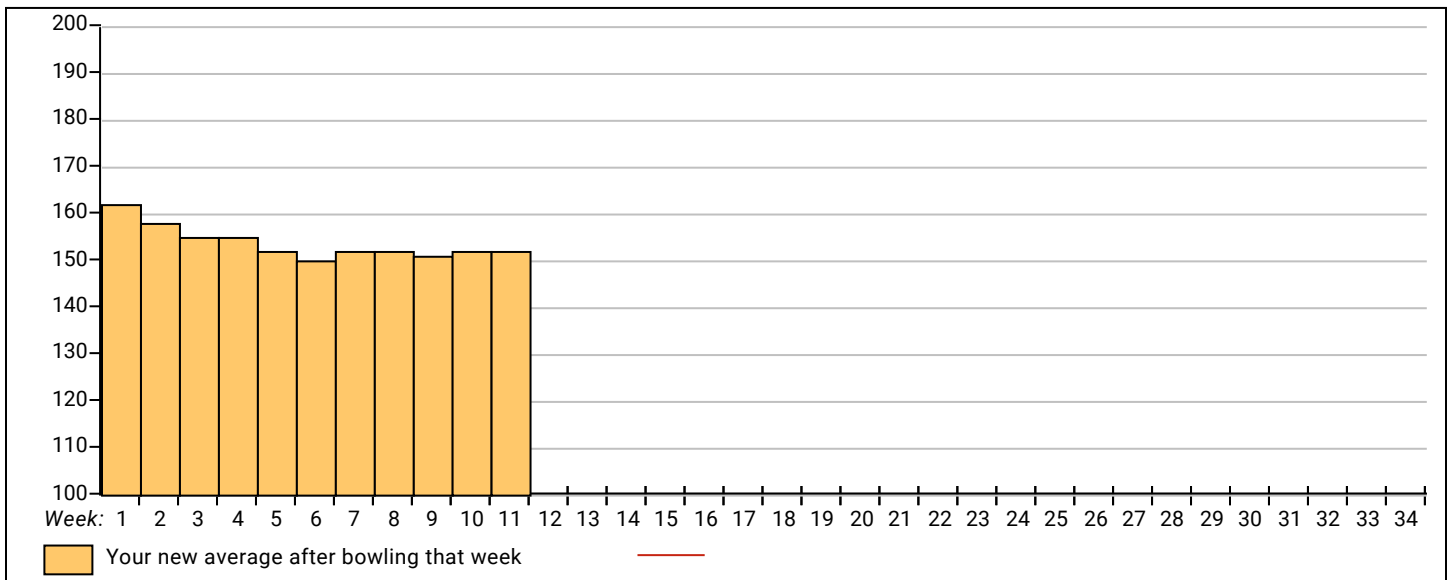
<u><100</u>	<u>100's</u>	<u>125's</u>	<u>150's</u>	<u>175's</u>	<u>200's</u>	<u>225's</u>	<u>250's</u>	<u>275's</u>	<u>300's</u>
	1	16	10	6					
<u><400</u>	<u>400's</u>	<u>450's</u>	<u>500's</u>	<u>550's</u>	<u>600's</u>	<u>650's</u>	<u>700's</u>	<u>750's</u>	<u>800's</u>
	5	6							

<u>Avg of Game 1</u>	<u>Avg of Game 2</u>	<u>Avg of Game 3</u>
159.82	149.36	148.27

High game of 195 on week 1 High series of 495 on week 7 High average of 162.33 after bowling week 1
 Low game of 105 on week 3 Low series of 425 on week 5 Low average of 150.89 after bowling week 6

High Scores by Game

Game #1: 195 on week 1 Game #2: 180 on week 11 Game #3: 164 on week 7



Tuesday 6:15 PM

Jonesboro Bowling Center

Lanes 1 - 32

Note: This report includes information through October 31 which is Week 11 of 34

LARRY PALMER's Bowling Record - Team 8: THE ROCKETS

Week No.	Bowling Date	Old Avg	Old HDCP	-1-	-2-	-3-	Total	HDCP Total	Pins	Gms	---Average Change---			High Game	High Sers	HDCP Game	HDCP Sers		
											New	Old	+/-						
1	08/22/23	bk173	42	157	161	140	458	584	458	3	152.67	-	0.00	=	152.67	161	458		
2	08/29/23	152	61	164	216	134	514	697	972	6	162.00	-	152.67	=	9.33	216	514		
3	09/05/23	162	52	195	144	146	485	641	1457	9	161.89	-	162.00	=	-0.11	216	514		
4	09/12/23	161	53	143	173	192	508	667	1965	12	163.75	-	161.89	=	1.86	216	514		
5	09/19/23	163	51	154	158	127	439	592	2404	15	160.27	-	163.75	=	-3.48	216	514	209	592
6	09/26/23	160	54	190	178	144	512	674	2916	18	162.00	-	160.27	=	1.73	216	514	244	674
7	10/03/23	162	52	157	178	158	493	649	3409	21	162.33	-	162.00	=	0.33	216	514	244	674
8	10/10/23	162	52	132	173	175	480	636	3889	24	162.04	-	162.33	=	-0.29	216	514	244	674
9	10/17/23	162	52	134	129	183	446	602	4335	27	160.56	-	162.04	=	-1.49	216	514	244	674
10	10/24/23	160	54	166	164	188	518	680	4853	30	161.77	-	160.56	=	1.21	216	518	244	680
11	10/31/23	161	53	176	157	164	497	656	5350	33	162.12	-	161.77	=	0.35	216	518	244	680

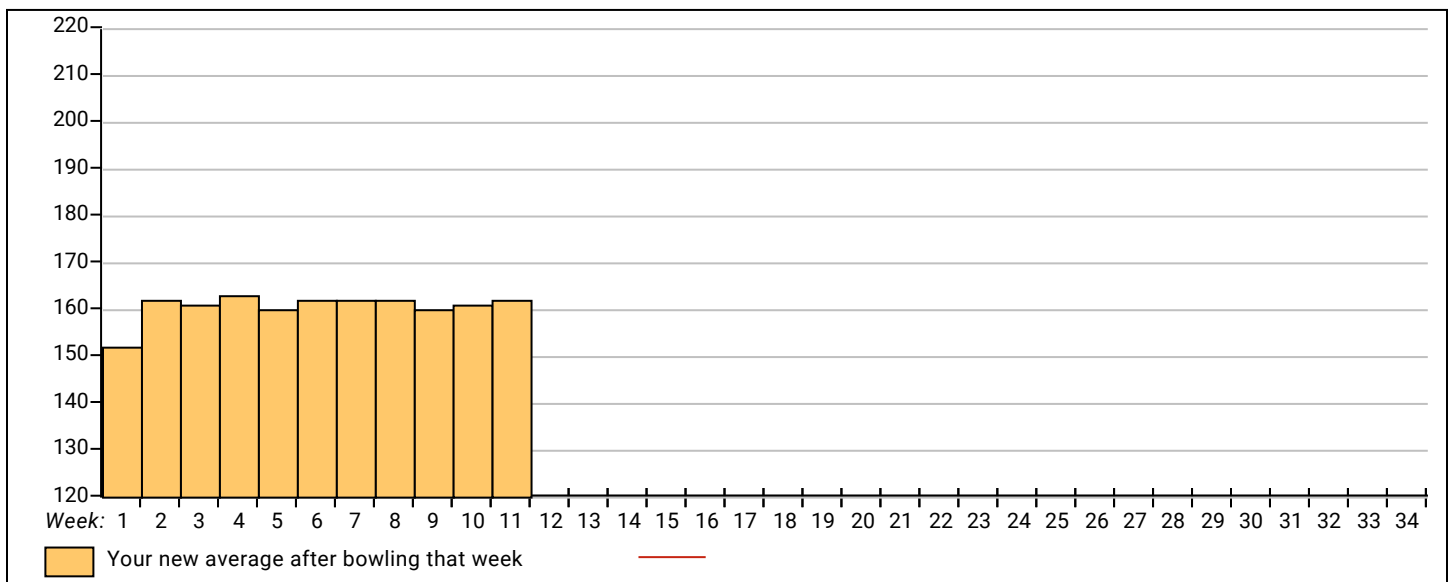
End of 1st part



<u><100</u>	<u>100's</u>	<u>125's</u>	<u>150's</u>	<u>175's</u>	<u>200's</u>	<u>225's</u>	<u>250's</u>	<u>275's</u>	<u>300's</u>
		10	13	9	1				
<u><400</u>	<u>400's</u>	<u>450's</u>	<u>500's</u>	<u>550's</u>	<u>600's</u>	<u>650's</u>	<u>700's</u>	<u>750's</u>	<u>800's</u>
	2	5	4						
			<u>Avg of Game 1</u>	<u>Avg of Game 2</u>	<u>Avg of Game 3</u>				
			160.73	166.45	159.18				

High game of 216 on week 2 High series of 518 on week 10 High average of 163.75 after bowling week 4
 Low game of 127 on week 5 Low series of 439 on week 5 Low average of 152.67 after bowling week 1

High Scores by Game
 Game #1: 195 on week 3 Game #2: 216 on week 2 Game #3: 192 on week 4



Note: This report includes information through October 31 which is Week 11 of 34

MARK CAMPBELL's Bowling Record - Team 9: DIRTY DOZEN

Week No.	Bowling Date	Old Avg	Old HDCP	-1-	-2-	-3-	Total	HDCP Total	Pins	Gms	---Average Change---			High Game	High Sers	HDCP Game	HDCP Sers		
											New	Old	+/-						
1	08/22/23	185	31	188	185	182	555	648	555	3	185.00	-	0.00	=	185.00	188	555		
2	08/29/23	185	31	153	195	214	562	655	1117	6	186.17	-	185.00	=	1.17	214	562		
3	09/05/23	186	30	185	205	196	586	676	1703	9	189.22	-	186.17	=	3.06	214	586		
4	09/12/23	189	0				0	0	1703	9	189.22	-	189.22	=	0.00	214	586		
5	09/19/23	189	27	183	131	171	485	566	2188	12	182.33	-	189.22	=	-6.89	214	586		
6	09/26/23	182	34	167	182	187	536	638	2724	15	181.60	-	182.33	=	-0.73	214	586	221	638
7	10/03/23	181	35	194	171	168	533	638	3257	18	180.94	-	181.60	=	-0.66	214	586	229	638
8	10/10/23	180	0				0	0	3257	18	180.94	-	180.94	=	0.00	214	586	229	638
9	10/17/23	180	36	182	245	225	652	760	3909	21	186.14	-	180.94	=	5.20	245	652	281	760
10	10/24/23	186	30	208	148	140	496	586	4405	24	183.54	-	186.14	=	-2.60	245	652	281	760
11	10/31/23	183	33	182	187	180	549	648	4954	27	183.48	-	183.54	=	-0.06	245	652	281	760

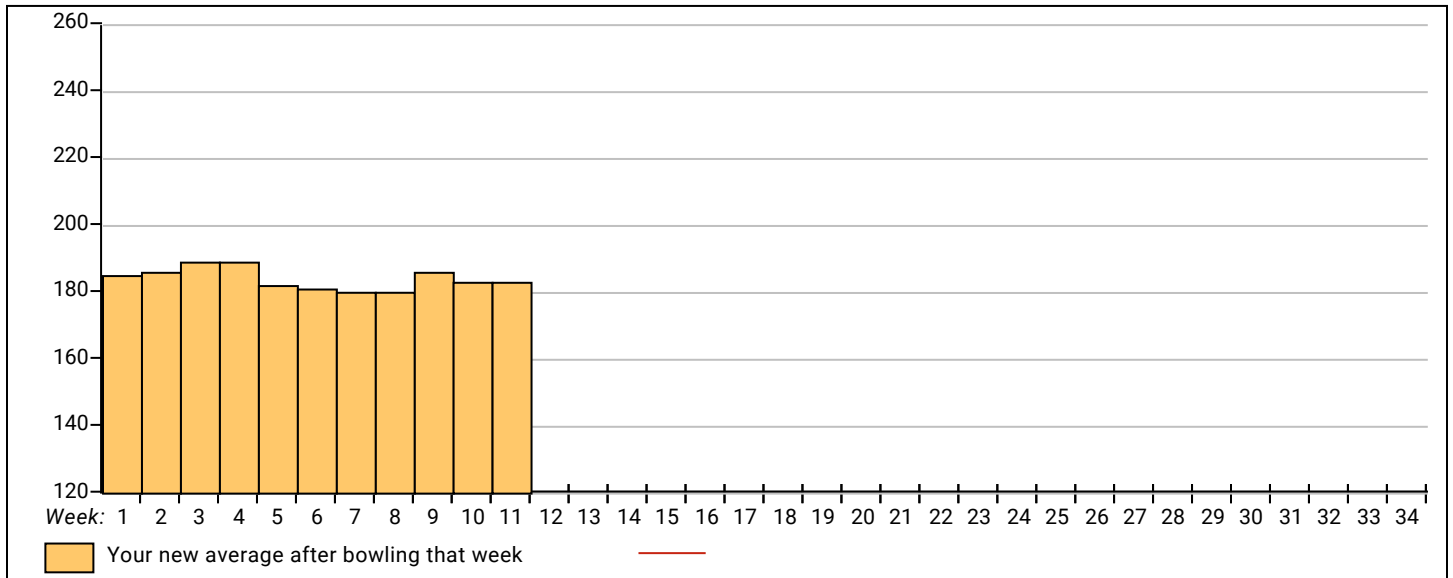
End of 1st part



<u><100</u>	<u>100's</u>	<u>125's</u>	<u>150's</u>	<u>175's</u>	<u>200's</u>	<u>225's</u>	<u>250's</u>	<u>275's</u>	<u>300's</u>
		3	5	14	3	2			
<u><400</u>	<u>400's</u>	<u>450's</u>	<u>500's</u>	<u>550's</u>	<u>600's</u>	<u>650's</u>	<u>700's</u>	<u>750's</u>	<u>800's</u>
		2	3	3		1			
			<u>Avg of Game 1</u>	<u>Avg of Game 2</u>	<u>Avg of Game 3</u>				
			182.44	183.22	184.78				

High game of 245 on week 9 High series of 652 on week 9 High average of 189.22 after bowling week 3
 Low game of 131 on week 5 Low series of 485 on week 5 Low average of 180.94 after bowling week 7

High Scores by Game
 Game #1: 208 on week 10 Game #2: 245 on week 9 Game #3: 225 on week 9



Note: This report includes information through October 31 which is Week 11 of 34

JAMES FOSTER's Bowling Record - Team 9: DIRTY DOZEN

Week No.	Bowling Date	Old Avg	Old HDCP	-1-	-2-	-3-	Total	HDCP Total	Pins	Gms	---Average Change---			High Game	High Sers	HDCP Game	HDCP Sers		
											New	Old	+/-						
1	08/22/23	bk186	30	157	166	168	491	581	491	3	163.67	-	0.00	=	163.67	168	491		
2	08/29/23	163	51	199	185	190	574	727	1065	6	177.50	-	163.67	=	13.83	199	574		
3	09/05/23	177	38	198	180	217	595	709	1660	9	184.44	-	177.50	=	6.94	217	595		
4	09/12/23	184	32	201	224	222	647	743	2307	12	192.25	-	184.44	=	7.81	224	647		
5	09/19/23	192	25	170	174	140	484	559	2791	15	186.07	-	192.25	=	-6.18	224	647	199	559
6	09/26/23	186	30	179	212	158	549	639	3340	18	185.56	-	186.07	=	-0.51	224	647	242	639
7	10/03/23	185	31	235	237	224	696	789	4036	21	192.19	-	185.56	=	6.63	237	696	268	789
8	10/10/23	192	25	141	147	197	485	560	4521	24	188.38	-	192.19	=	-3.82	237	696	268	789
9	10/17/23	188	28	204	176	164	544	628	5065	27	187.59	-	188.38	=	-0.78	237	696	268	789
10	10/24/23	187	29	144	181	178	503	590	5568	30	185.60	-	187.59	=	-1.99	237	696	268	789
11	10/31/23	185	31	180	233	170	583	676	6151	33	186.39	-	185.60	=	0.79	237	696	268	789

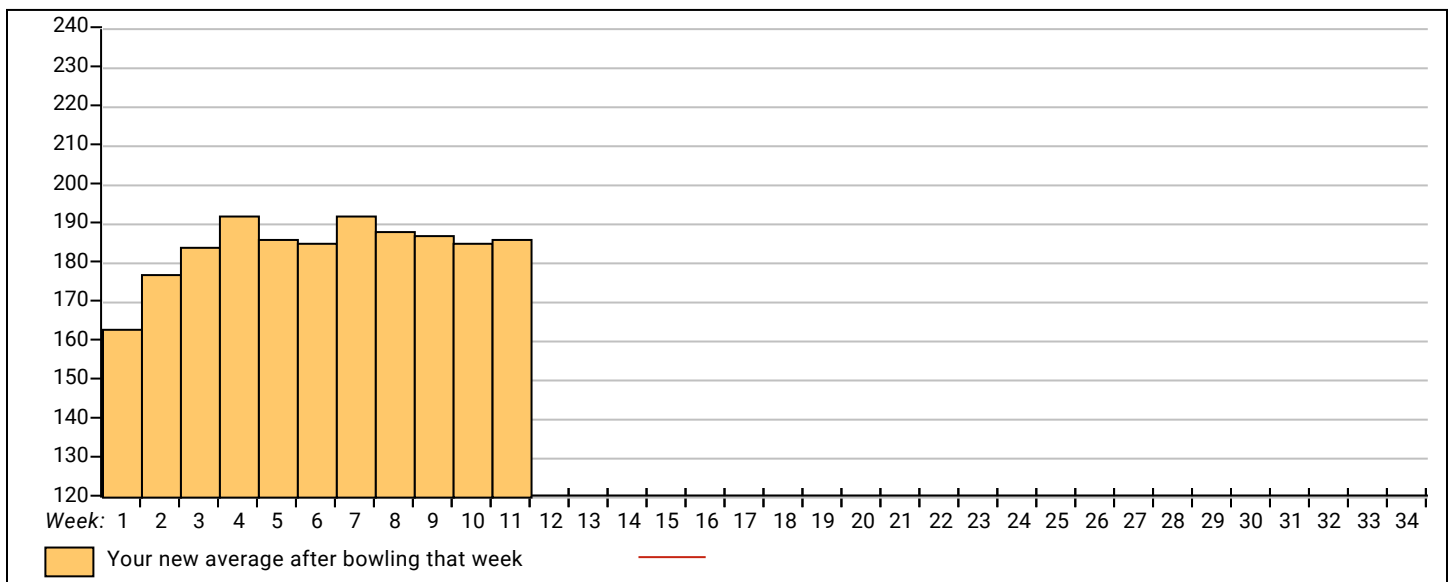
End of 1st part



<u><100</u>	<u>100's</u>	<u>125's</u>	<u>150's</u>	<u>175's</u>	<u>200's</u>	<u>225's</u>	<u>250's</u>	<u>275's</u>	<u>300's</u>
		4	8	11	7	3			
<u><400</u>	<u>400's</u>	<u>450's</u>	<u>500's</u>	<u>550's</u>	<u>600's</u>	<u>650's</u>	<u>700's</u>	<u>750's</u>	<u>800's</u>
		3	3	3	1	1			
			<u>Avg of Game 1</u>	<u>Avg of Game 2</u>	<u>Avg of Game 3</u>				
			182.55	192.27	184.36				

High game of 237 on week 7 High series of 696 on week 7 High average of 192.25 after bowling week 4
 Low game of 140 on week 5 Low series of 484 on week 5 Low average of 163.67 after bowling week 1

High Scores by Game
 Game #1: 235 on week 7 Game #2: 237 on week 7 Game #3: 224 on week 7



Note: This report includes information through October 31 which is Week 11 of 34

JOHN JOHNSON's Bowling Record - Team 9: DIRTY DOZEN

Week No.	Bowling Date	Old Avg	Old HDCP	-1-	-2-	-3-	Total	HDCP Total	Pins	Gms	---Average Change---			High Game	High Sers	HDCP Game	HDCP Sers	
											New	Old	+/-					
1	08/22/23	bk201	17	180	177	180	537	588	537	3	179.00	-	0.00	=	179.00	180	537	
2	08/29/23	179	36	216	202	195	613	721	1150	6	191.67	-	179.00	=	12.67	216	613	
3	09/05/23	191	26	179	214	200	593	671	1743	9	193.67	-	191.67	=	2.00	216	613	
4	09/12/23	193	24	196	200	262	658	730	2401	12	200.08	-	193.67	=	6.42	262	658	
5	09/19/23	200	18	199	190	153	542	596	2943	15	196.20	-	200.08	=	-3.88	262	658	217
6	09/26/23	196	21	168	204	158	530	593	3473	18	192.94	-	196.20	=	-3.26	262	658	225
7	10/03/23	192	25	214	202	256	672	747	4145	21	197.38	-	192.94	=	4.44	262	672	281
8	10/10/23	197	20	225	196	174	595	655	4740	24	197.50	-	197.38	=	0.12	262	672	281
9	10/17/23	197	20	246	208	195	649	709	5389	27	199.59	-	197.50	=	2.09	262	672	281
10	10/24/23	199	18	206	189	187	582	636	5971	30	199.03	-	199.59	=	-0.56	262	672	281
11	10/31/23	199	18				0	0	5971	30	199.03	-	199.03	=	0.00	262	672	281

End of 1st part



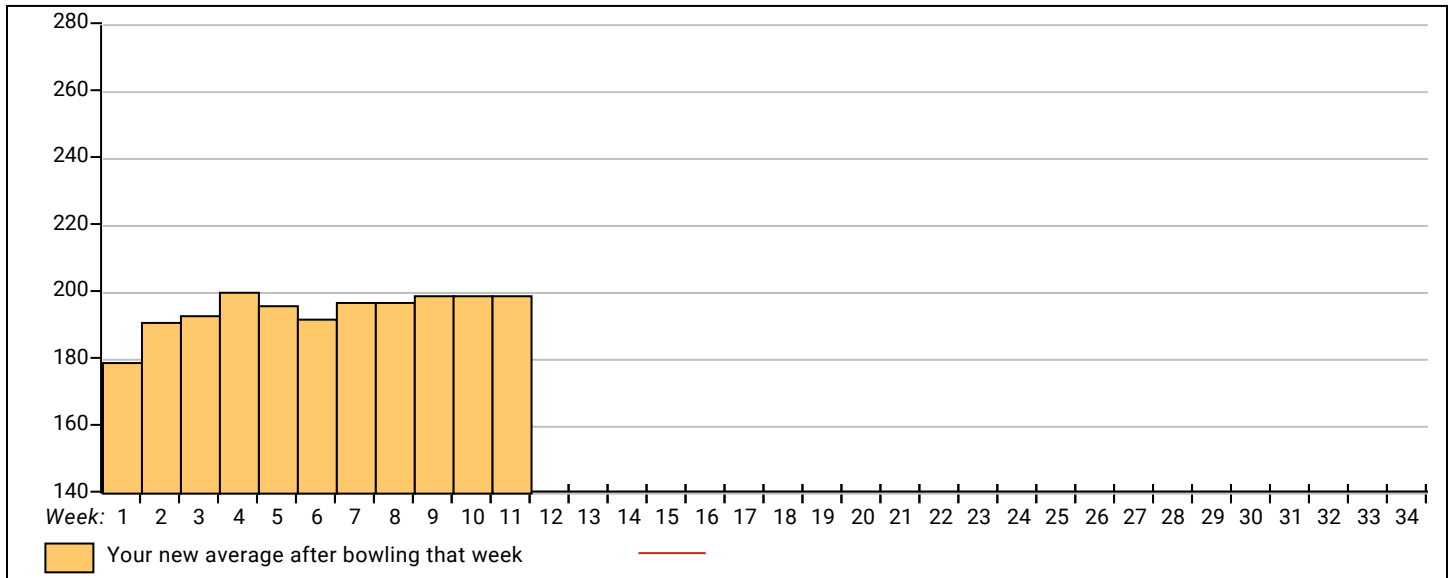
<u><100</u>	<u>100's</u>	<u>125's</u>	<u>150's</u>	<u>175's</u>	<u>200's</u>	<u>225's</u>	<u>250's</u>	<u>275's</u>	<u>300's</u>
			4	12	10	2	2		
<u><400</u>	<u>400's</u>	<u>450's</u>	<u>500's</u>	<u>550's</u>	<u>600's</u>	<u>650's</u>	<u>700's</u>	<u>750's</u>	<u>800's</u>
			3	3	2	2			

<u>Avg of Game 1</u>	<u>Avg of Game 2</u>	<u>Avg of Game 3</u>
202.90	198.20	196.00

High game of 262 on week 4 High series of 672 on week 7 High average of 200.08 after bowling week 4
 Low game of 153 on week 5 Low series of 530 on week 6 Low average of 179.00 after bowling week 1

High Scores by Game

Game #1: 246 on week 9 Game #2: 214 on week 3 Game #3: 262 on week 4



Note: This report includes information through October 31 which is Week 11 of 34

STEPHEN FOSTER's Bowling Record - Team 9: DIRTY DOZEN

Week No.	Bowling Date	Old Avg	Old HDCP	-1-	-2-	-3-	Total	HDCP Total	Pins	Gms	---Average Change---			High Game	High Sers	HDCP Game	HDCP Sers		
											New	Old	+/-						
1	08/22/23	bk174	41	201	202	172	575	698	575	3	191.67	-	0.00	=	191.67	202	575		
2	08/29/23	191	26	175	185	148	508	586	1083	6	180.50	-	191.67	=	-11.17	202	575		
3	09/05/23	180	36	169	224	171	564	672	1647	9	183.00	-	180.50	=	2.50	224	575		
4	09/12/23	183	33	212	206	194	612	711	2259	12	188.25	-	183.00	=	5.25	224	612		
5	09/19/23	188	28	156	167	226	549	633	2808	15	187.20	-	188.25	=	-1.05	226	612	254	633
6	09/26/23	187	29	158	160	187	505	592	3313	18	184.06	-	187.20	=	-3.14	226	612	254	633
7	10/03/23	184	32	201	161	210	572	668	3885	21	185.00	-	184.06	=	0.94	226	612	254	668
8	10/10/23	185	31	193	148	149	490	583	4375	24	182.29	-	185.00	=	-2.71	226	612	254	668
9	10/17/23	182	34	202	186	146	534	636	4909	27	181.81	-	182.29	=	-0.48	226	612	254	668
10	10/24/23	181	35	120	153	169	442	547	5351	30	178.37	-	181.81	=	-3.45	226	612	254	668
11	10/31/23	178	37	121	209	181	511	622	5862	33	177.64	-	178.37	=	-0.73	226	612	254	668

End of 1st part

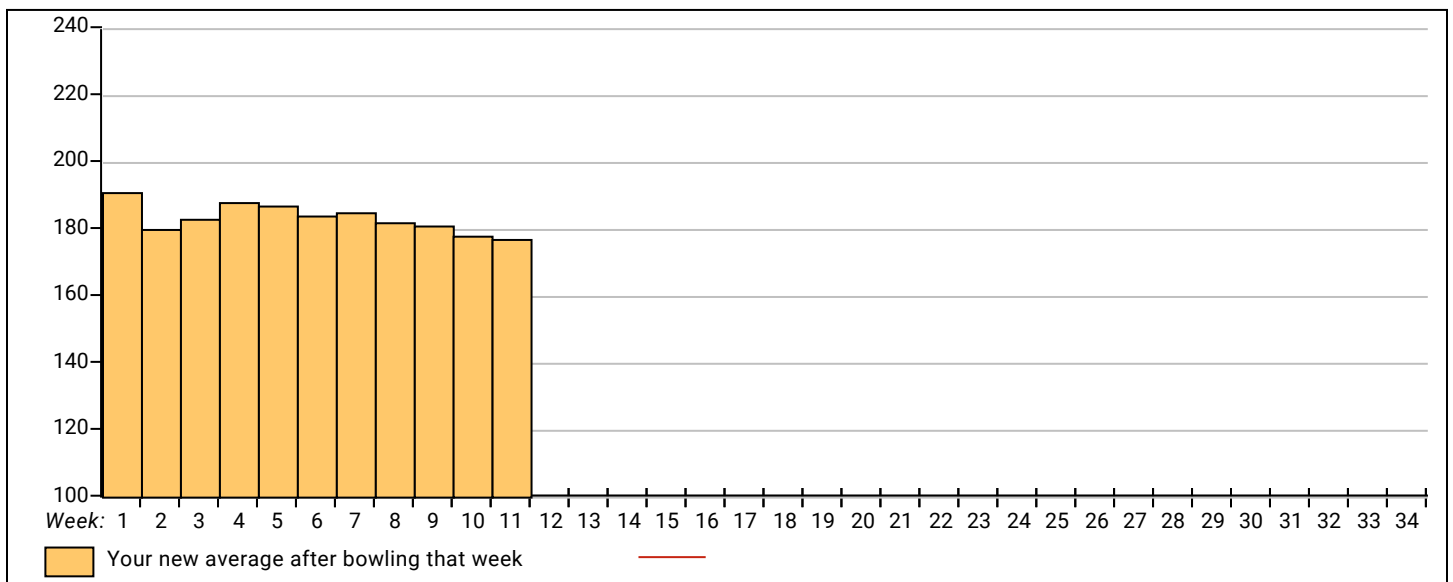


<u><100</u>	<u>100's</u>	<u>125's</u>	<u>150's</u>	<u>175's</u>	<u>200's</u>	<u>225's</u>	<u>250's</u>	<u>275's</u>	<u>300's</u>
	2	4	10	7	9	1			
<u><400</u>	<u>400's</u>	<u>450's</u>	<u>500's</u>	<u>550's</u>	<u>600's</u>	<u>650's</u>	<u>700's</u>	<u>750's</u>	<u>800's</u>
	1	1	5	3	1				

<u>Avg of Game 1</u>	<u>Avg of Game 2</u>	<u>Avg of Game 3</u>
173.45	181.91	177.55

High game of 226 on week 5 High series of 612 on week 4 High average of 191.67 after bowling week 1
 Low game of 120 on week 10 Low series of 442 on week 10 Low average of 177.64 after bowling week 11

High Scores by Game
 Game #1: 212 on week 4 Game #2: 224 on week 3 Game #3: 226 on week 5



Note: This report includes information through October 31 which is Week 11 of 34

RYAN MANSFIELD's Bowling Record - Team 9: DIRTY DOZEN

Week No.	Bowling Date	Old Avg	Old HDCP	HDCP				---Average Change---			High Game	High Sers	HDCP Game	HDCP Sers			
				-1-	-2-	-3-	Total	Total	Pins	Gms					New - Old	----> +/-	
1	08/22/23	bk209	9	222	181	210	613	640	613	3	204.33	- 0.00	= 204.33	222	613		
2	08/29/23	204	14	177	191	237	605	647	1218	6	203.00	- 204.33	= -1.33	237	613		
3	09/05/23	203	15	189	212	182	583	628	1801	9	200.11	- 203.00	= -2.89	237	613		
4	09/12/23	200	18	200	300	192	692	746	2493	12	207.75	- 200.11	= 7.64	300	692		
				300 --- 300 Game -- USBC Awards													
				300 --- 300 Game -- TNBA Awards													
5	09/19/23	207	11	192	212	216	620	653	3113	15	207.53	- 207.75	= -0.22	300	692	227	653
6	09/26/23	207	11	227	246	225	698	731	3811	18	211.72	- 207.53	= 4.19	300	698	257	731
7	10/03/23	211	8	158	247	194	599	623	4410	21	210.00	- 211.72	= -1.72	300	698	257	731
8	10/10/23	210	9	208	268	227	703	730	5113	24	213.04	- 210.00	= 3.04	300	703	277	731
				703 --- 700 Series Award -- TNBA Awards													
9	10/17/23	213	6	246	226	226	698	716	5811	27	215.22	- 213.04	= 2.18	300	703	277	731
10	10/24/23	215	4	201	190	129	520	532	6331	30	211.03	- 215.22	= -4.19	300	703	277	731
11	10/31/23	211	8	204	190	213	607	631	6938	33	210.24	- 211.03	= -0.79	300	703	277	731

End of 1st part

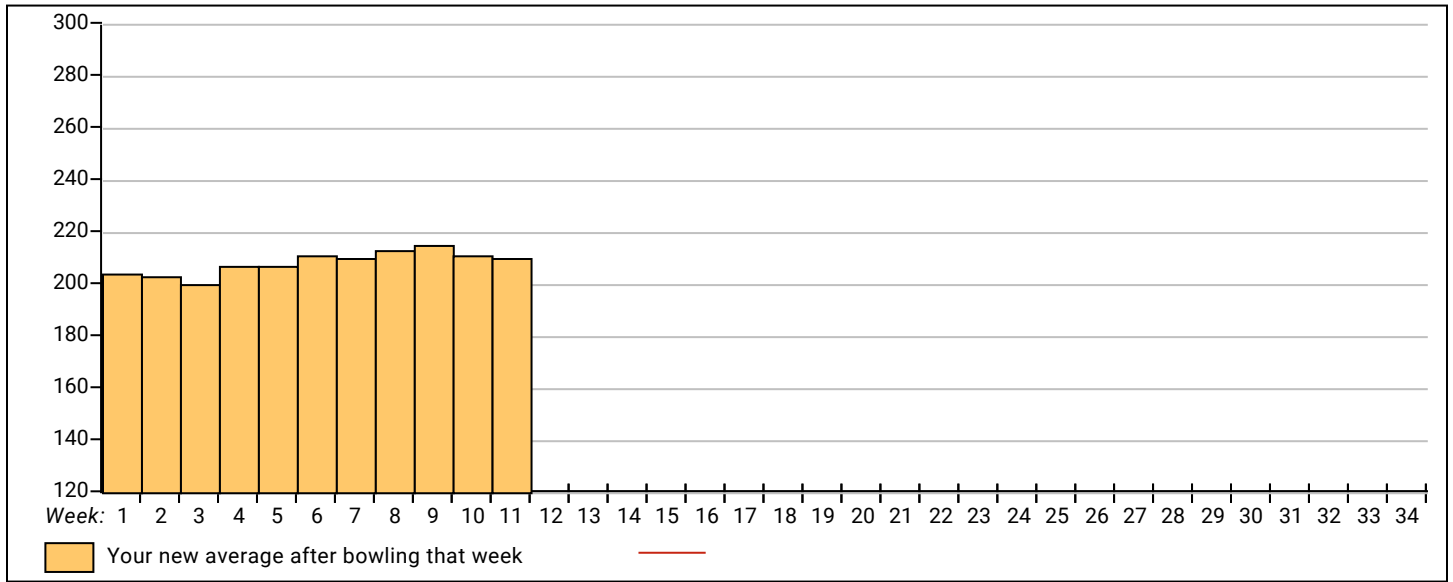
<u><100</u>	<u>100's</u>	<u>125's</u>	<u>150's</u>	<u>175's</u>	<u>200's</u>	<u>225's</u>	<u>250's</u>	<u>275's</u>	<u>300's</u>
		1	1	10	10	9	1		1
<u><400</u>	<u>400's</u>	<u>450's</u>	<u>500's</u>	<u>550's</u>	<u>600's</u>	<u>650's</u>	<u>700's</u>	<u>750's</u>	<u>800's</u>
			1	2	4	3	1		

<u>Avg of Game 1</u>	<u>Avg of Game 2</u>	<u>Avg of Game 3</u>
202.18	223.91	204.64

High game of 300 on week 4 High series of 703 on week 8 High average of 215.22 after bowling week 9
 Low game of 129 on week 10 Low series of 520 on week 10 Low average of 200.11 after bowling week 3

High Scores by Game

Game #1: 246 on week 9 Game #2: 300 on week 4 Game #3: 237 on week 2



Note: This report includes information through October 31 which is Week 11 of 34

STEVE CAMBELL's Bowling Record - Team 9: DIRTY DOZEN

Week No.	Bowling Date	Old Avg	Old HDCP	-1-	-2-	-3-	Total	HDCP Total	Pins	Gms	---Average Change---			High Game	High Sers	HDCP Game	HDCP Sers
											New	Old	+/-				
4	09/12/23	118	91	121	115	120	356	629	356	3	118.67	-	0.00	=	118.67	121	356
5	09/19/23	118	0				0	0	356	3	118.67	-	118.67	=	0.00	121	356
6	09/26/23	118	0				0	0	356	3	118.67	-	118.67	=	0.00	121	356
7	10/03/23	118	0				0	0	356	3	118.67	-	118.67	=	0.00	121	356
8	10/10/23	118	91	173	150	145	468	741	824	6	137.33	-	118.67	=	18.67	173	468
9	10/17/23	137	0				0	0	824	6	137.33	-	137.33	=	0.00	173	468
10	10/24/23	137	0				0	0	824	6	137.33	-	137.33	=	0.00	173	468
11	10/31/23	137	74	151	108	137	396	618	1220	9	135.56	-	137.33	=	-1.78	173	468

End of 1st part

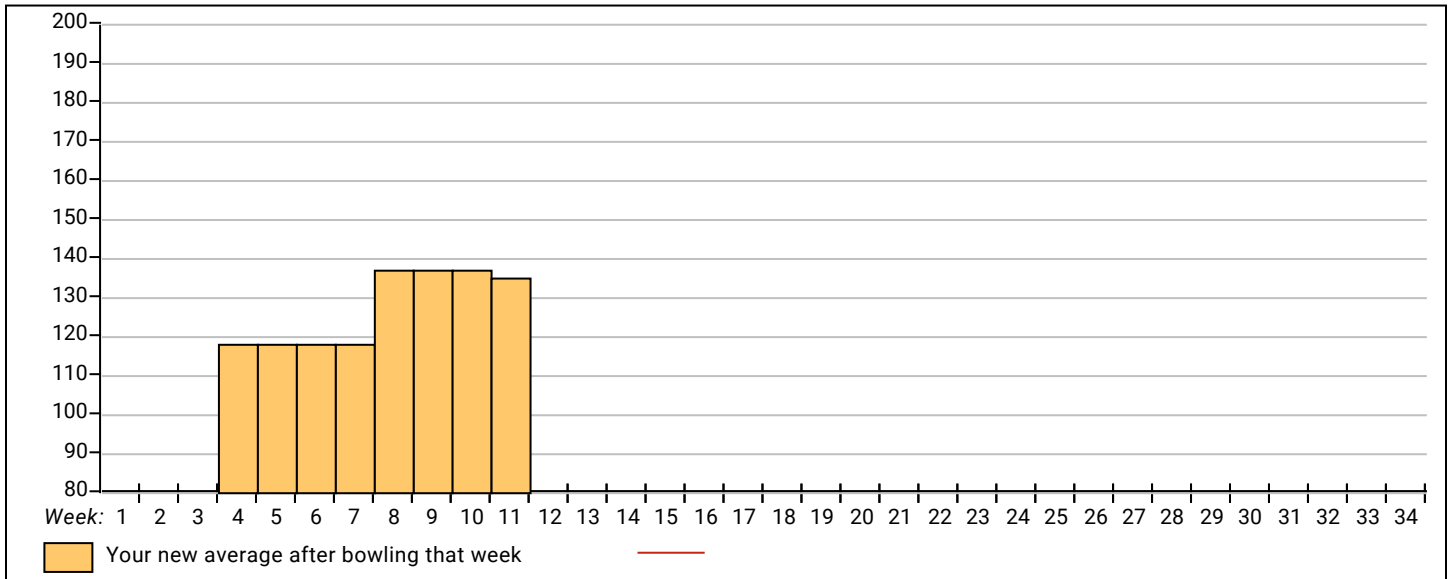
<u><100</u>	<u>100's</u>	<u>125's</u>	<u>150's</u>	<u>175's</u>	<u>200's</u>	<u>225's</u>	<u>250's</u>	<u>275's</u>	<u>300's</u>
	4	2	3						
<u><400</u>	<u>400's</u>	<u>450's</u>	<u>500's</u>	<u>550's</u>	<u>600's</u>	<u>650's</u>	<u>700's</u>	<u>750's</u>	<u>800's</u>
2		1							

<u>Avg of Game 1</u>	<u>Avg of Game 2</u>	<u>Avg of Game 3</u>
148.33	124.33	134.00

High game of 173 on week 8 High series of 468 on week 8 High average of 137.33 after bowling week 8
 Low game of 108 on week 11 Low series of 356 on week 4 Low average of 118.67 after bowling week 4

High Scores by Game

Game #1: 173 on week 8 Game #2: 150 on week 8 Game #3: 145 on week 8



Note: This report includes information through October 31 which is Week 11 of 34

SKYLER PEMBERTON's Bowling Record - Team 10: HOT MESS EXPRESS

Week No.	Bowling Date	Old Avg	Old HDCP	-1-	-2-	-3-	Total	HDCP Total	Pins	Gms	---Average Change---			High Game	High Sers	HDCP Game	HDCP Sers		
											New	Old	----> +/-						
1	08/22/23	bk214	0				0	0	0	0	-	0.00	=	0.00	0	0			
2	08/29/23	bk214	5	193	220	206	619	634	619	3	206.33	-	0.00	=	206.33	220	619		
3	09/05/23	206	12	226	182	191	599	635	1218	6	203.00	-	206.33	=	-3.33	226	619		
4	09/12/23	203	0				0	0	1218	6	203.00	-	203.00	=	0.00	226	619		
5	09/19/23	203	15	237	209	219	665	710	1883	9	209.22	-	203.00	=	6.22	237	665		
6	09/26/23	209	0				0	0	1883	9	209.22	-	209.22	=	0.00	237	665		
7	10/03/23	209	9	175	163	183	521	548	2404	12	200.33	-	209.22	=	-8.89	237	665		
8	10/10/23	200	18	206	189	223	618	672	3022	15	201.47	-	200.33	=	1.13	237	665	241	672
9	10/17/23	201	0				0	0	3022	15	201.47	-	201.47	=	0.00	237	665	241	672
10	10/24/23	201	17	163	221	207	591	642	3613	18	200.72	-	201.47	=	-0.74	237	665	241	672
11	10/31/23	200	18				0	0	3613	18	200.72	-	200.72	=	0.00	237	665	241	672

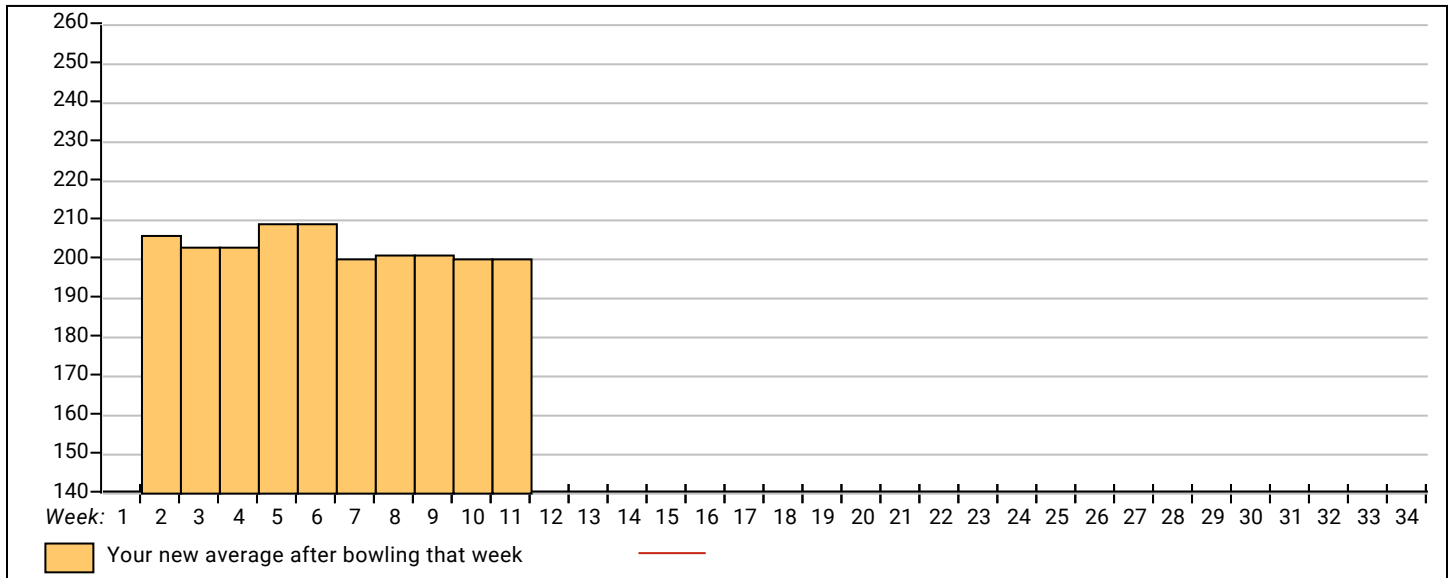
End of 1st part



<u><100</u>	<u>100's</u>	<u>125's</u>	<u>150's</u>	<u>175's</u>	<u>200's</u>	<u>225's</u>	<u>250's</u>	<u>275's</u>	<u>300's</u>
			2	6	8	2			
<u><400</u>	<u>400's</u>	<u>450's</u>	<u>500's</u>	<u>550's</u>	<u>600's</u>	<u>650's</u>	<u>700's</u>	<u>750's</u>	<u>800's</u>
			1	2	2	1			
			<u>Avg of Game 1</u>	<u>Avg of Game 2</u>	<u>Avg of Game 3</u>				
			200.00	197.33	204.83				

High game of 237 on week 5 High series of 665 on week 5 High average of 209.22 after bowling week 5
 Low game of 163 on week 7 Low series of 521 on week 7 Low average of 200.33 after bowling week 7

High Scores by Game
 Game #1: 237 on week 5 Game #2: 221 on week 10 Game #3: 223 on week 8



Note: This report includes information through October 31 which is Week 11 of 34

JOHNNY AGUILAR's Bowling Record - Team 10: HOT MESS EXPRESS

Week No.	Bowling Date	Old Avg	Old HDCP	-1-	-2-	-3-	Total	HDCP Total	Pins	Gms	---Average Change---			High Game	High Sers	HDCP Game	HDCP Sers		
											New	Old	---> +/-						
1	08/22/23	158	55	148	180	147	475	640	475	3	158.33	-	0.00	=	158.33	180	475		
2	08/29/23	158	55	220	219	155	594	759	1069	6	178.17	-	158.33	=	19.83	220	594		
3	09/05/23	178	37	188	192	165	545	656	1614	9	179.33	-	178.17	=	1.17	220	594		
4	09/12/23	179	36	167	190	144	501	609	2115	12	176.25	-	179.33	=	-3.08	220	594		
5	09/19/23	176	39	173	195	132	500	617	2615	15	174.33	-	176.25	=	-1.92	220	594	234	617
6	09/26/23	174	41	157	238	159	554	677	3169	18	176.06	-	174.33	=	1.72	238	594	279	677
7	10/03/23	176	39	157	182	158	497	614	3666	21	174.57	-	176.06	=	-1.48	238	594	279	677
8	10/10/23	174	41	236	206	169	611	734	4277	24	178.21	-	174.57	=	3.64	238	611	279	734
9	10/17/23	178	37	139	159	155	453	564	4730	27	175.19	-	178.21	=	-3.02	238	611	279	734
10	10/24/23	175	40	254	150	160	564	684	5294	30	176.47	-	175.19	=	1.28	254	611	294	734
11	10/31/23	176	39	181	168	202	551	668	5845	33	177.12	-	176.47	=	0.65	254	611	294	734

End of 1st part

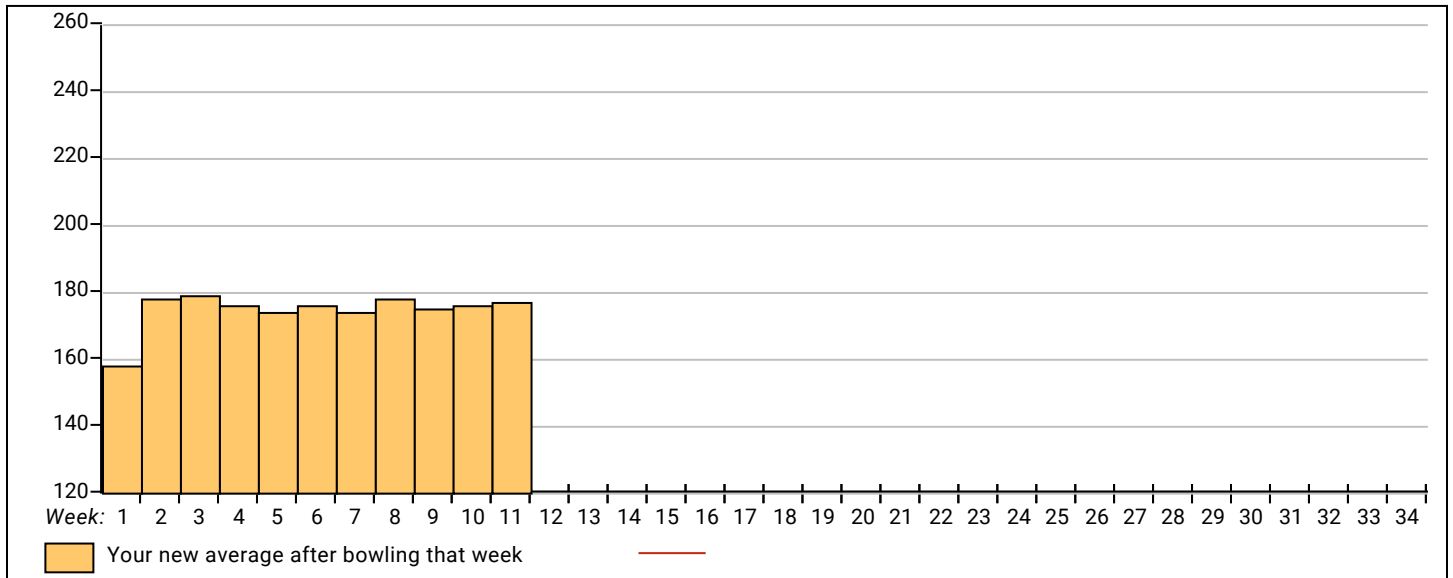


<u><100</u>	<u>100's</u>	<u>125's</u>	<u>150's</u>	<u>175's</u>	<u>200's</u>	<u>225's</u>	<u>250's</u>	<u>275's</u>	<u>300's</u>
		5	14	7	4	2	1		
<u><400</u>	<u>400's</u>	<u>450's</u>	<u>500's</u>	<u>550's</u>	<u>600's</u>	<u>650's</u>	<u>700's</u>	<u>750's</u>	<u>800's</u>
		3	3	4	1				
			<u>Avg of Game 1</u>	<u>Avg of Game 2</u>	<u>Avg of Game 3</u>				
			183.64	189.00	158.73				

High game of 254 on week 10 High series of 611 on week 8 High average of 179.33 after bowling week 3
 Low game of 132 on week 5 Low series of 453 on week 9 Low average of 158.33 after bowling week 1

High Scores by Game

Game #1: 254 on week 10 Game #2: 238 on week 6 Game #3: 202 on week 11



Note: This report includes information through October 31 which is Week 11 of 34

TEDDY WELLS's Bowling Record - Team 10: HOT MESS EXPRESS

Week No.	Bowling Date	Old Avg	Old HDCP	-1-	-2-	-3-	Total	HDCP		---Average Change---			High Game	High Sers	HDCP Game	HDCP Sers	
								Total	Pins	Gms	New	Old					+/-
1	08/22/23	169	45	182	159	166	507	642	507	3	169.00	-	0.00	=	169.00	182	507
2	08/29/23	169	45	186	131	153	470	605	977	6	162.83	-	169.00	=	-6.17	186	507
3	09/05/23	162	52	198	157	149	504	660	1481	9	164.56	-	162.83	=	1.72	198	507
4	09/12/23	164	50	181	170	160	511	661	1992	12	166.00	-	164.56	=	1.44	198	511
5	09/19/23	166	48	258	196	160	614	758	2606	15	173.73	-	166.00	=	7.73	258	614
6	09/26/23	173	42	161	178	167	506	632	3112	18	172.89	-	173.73	=	-0.84	258	614
7	10/03/23	172	43	159	189	182	530	659	3642	21	173.43	-	172.89	=	0.54	258	614
8	10/10/23	173	42	200	161	150	511	637	4153	24	173.04	-	173.43	=	-0.39	258	614
9	10/17/23	173	42	149	190	193	532	658	4685	27	173.52	-	173.04	=	0.48	258	614
10	10/24/23	173	42	116	131	152	399	525	5084	30	169.47	-	173.52	=	-4.05	258	614
11	10/31/23	169	45	181	179	194	554	689	5638	33	170.85	-	169.47	=	1.38	258	614

End of 1st part

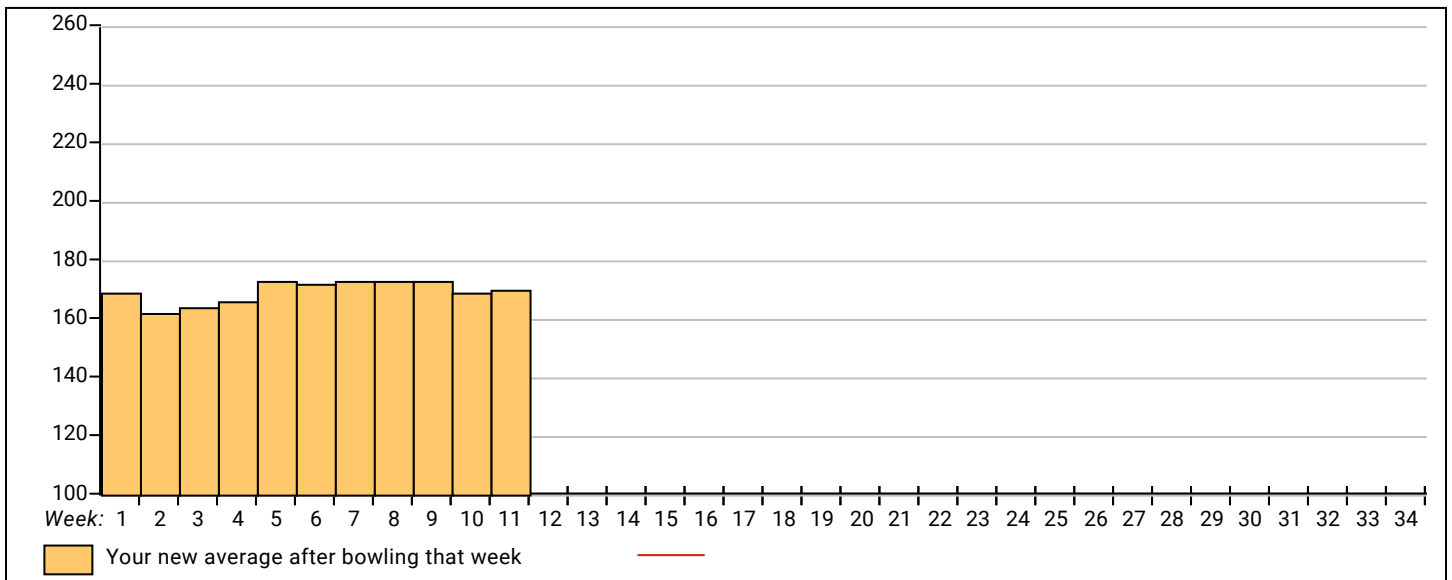


<u><100</u>	<u>100's</u>	<u>125's</u>	<u>150's</u>	<u>175's</u>	<u>200's</u>	<u>225's</u>	<u>250's</u>	<u>275's</u>	<u>300's</u>
	1	4	13	13	1		1		
<u><400</u>	<u>400's</u>	<u>450's</u>	<u>500's</u>	<u>550's</u>	<u>600's</u>	<u>650's</u>	<u>700's</u>	<u>750's</u>	<u>800's</u>
1		1	7	1	1				
			<u>Avg of Game 1</u>	<u>Avg of Game 2</u>	<u>Avg of Game 3</u>				
			179.18	167.36	166.00				

High game of 258 on week 5 High series of 614 on week 5 High average of 173.73 after bowling week 5
 Low game of 116 on week 10 Low series of 399 on week 10 Low average of 162.83 after bowling week 2

High Scores by Game

Game #1: 258 on week 5 Game #2: 196 on week 5 Game #3: 194 on week 11



Note: This report includes information through October 31 which is Week 11 of 34

DOMINIC ROBERTSON's Bowling Record - Team 10: HOT MESS EXPRESS

Week No.	Bowling Date	Old Avg	Old HDCP	-1-	-2-	-3-	Total	HDCP Total	Pins	Gms	---Average Change---			High Game	High Sers	HDCP Game	HDCP Sers		
											New	Old	+/-						
1	08/22/23	207	11	178	198	245	621	654	621	3	207.00	-	0.00	=	207.00	245	621		
2	08/29/23	207	11	101	179	159	439	472	1060	6	176.67	-	207.00	=	-30.33	245	621		
3	09/05/23	176	39	201	202	194	597	714	1657	9	184.11	-	176.67	=	7.44	245	621		
4	09/12/23	184	32	147	190	163	500	596	2157	12	179.75	-	184.11	=	-4.36	245	621		
5	09/19/23	179	36	156	198	180	534	642	2691	15	179.40	-	179.75	=	-0.35	245	621	234	642
6	09/26/23	179	36	125	178	180	483	591	3174	18	176.33	-	179.40	=	-3.07	245	621	234	642
7	10/03/23	176	39	165	164	182	511	628	3685	21	175.48	-	176.33	=	-0.86	245	621	234	642
8	10/10/23	175	40	175	204	125	504	624	4189	24	174.54	-	175.48	=	-0.93	245	621	244	642
9	10/17/23	174	41	182	156	158	496	619	4685	27	173.52	-	174.54	=	-1.02	245	621	244	642
10	10/24/23	173	42	137	144	185	466	592	5151	30	171.70	-	173.52	=	-1.82	245	621	244	642
11	10/31/23	171	44	151	184	154	489	621	5640	33	170.91	-	171.70	=	-0.79	245	621	244	642

End of 1st part



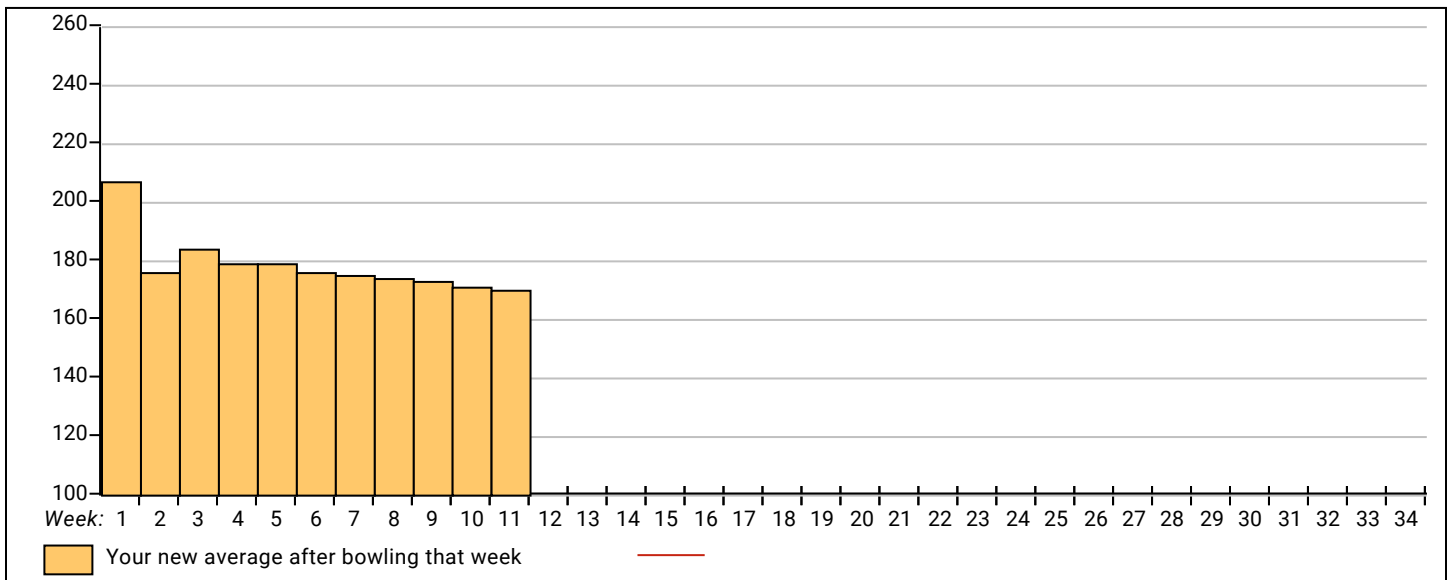
<u><100</u>	<u>100's</u>	<u>125's</u>	<u>150's</u>	<u>175's</u>	<u>200's</u>	<u>225's</u>	<u>250's</u>	<u>275's</u>	<u>300's</u>
	1	5	9	14	3	1			
<u><400</u>	<u>400's</u>	<u>450's</u>	<u>500's</u>	<u>550's</u>	<u>600's</u>	<u>650's</u>	<u>700's</u>	<u>750's</u>	<u>800's</u>
	1	4	4	1	1				

<u>Avg of Game 1</u>	<u>Avg of Game 2</u>	<u>Avg of Game 3</u>
156.18	181.55	175.00

High game of 245 on week 1 High series of 621 on week 1 High average of 207.00 after bowling week 1
 Low game of 101 on week 2 Low series of 439 on week 2 Low average of 170.91 after bowling week 11

High Scores by Game

Game #1: 201 on week 3 Game #2: 204 on week 8 Game #3: 245 on week 1



Note: This report includes information through October 31 which is Week 11 of 34

MOSES THOMPSON's Bowling Record - Team 10: HOT MESS EXPRESS

Week No.	Bowling Date	Old Avg	Old HDCP	-1-	-2-	-3-	Total	HDCP		---Average Change---			High Game	High Sers	HDCP Game	HDCP Sers	
								Total	Pins	Gms	New	Old					+/-
1	08/22/23	bk202	16	205	201	158	564	612	564	3	188.00	-	0.00	=	188.00	205	564
2	08/29/23	188	28	171	158	174	503	587	1067	6	177.83	-	188.00	=	-10.17	205	564
3	09/05/23	177	38	224	232	192	648	762	1715	9	190.56	-	177.83	=	12.72	232	648
4	09/12/23	190	27	170	204	191	565	646	2280	12	190.00	-	190.56	=	-0.56	232	648
5	09/19/23	190	27	202	225	178	605	686	2885	15	192.33	-	190.00	=	2.33	232	648
6	09/26/23	192	25	200	221	194	615	690	3500	18	194.44	-	192.33	=	2.11	232	648
7	10/03/23	194	0				0	0	3500	18	194.44	-	194.44	=	0.00	232	648
8	10/10/23	194	23	226	186	256	668	737	4168	21	198.48	-	194.44	=	4.03	256	668
9	10/17/23	198	19	182	172	201	555	612	4723	24	196.79	-	198.48	=	-1.68	256	668
10	10/24/23	196	21	194	205	195	594	657	5317	27	196.93	-	196.79	=	0.13	256	668
11	10/31/23	196	21	203	231	169	603	666	5920	30	197.33	-	196.93	=	0.41	256	668

End of 1st part

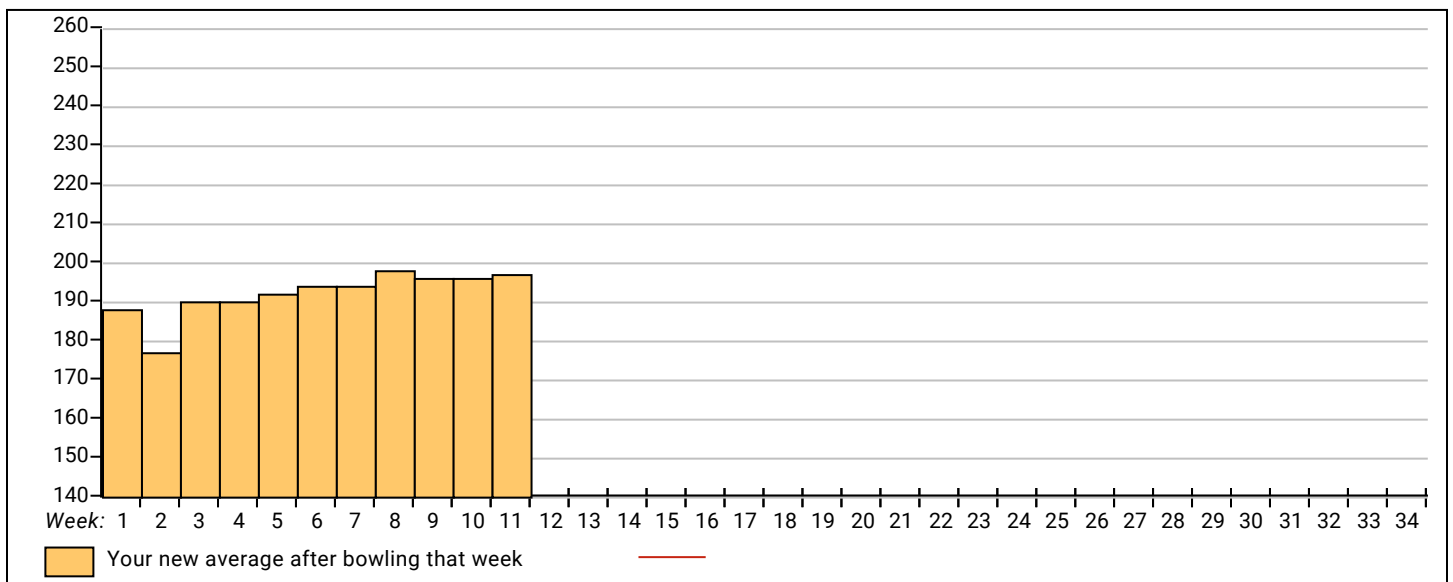


<u><100</u>	<u>100's</u>	<u>125's</u>	<u>150's</u>	<u>175's</u>	<u>200's</u>	<u>225's</u>	<u>250's</u>	<u>275's</u>	<u>300's</u>
			7	8	10	4	1		
<u><400</u>	<u>400's</u>	<u>450's</u>	<u>500's</u>	<u>550's</u>	<u>600's</u>	<u>650's</u>	<u>700's</u>	<u>750's</u>	<u>800's</u>
			1	4	4	1			

<u>Avg of Game 1</u>	<u>Avg of Game 2</u>	<u>Avg of Game 3</u>
197.70	203.50	190.80

High game of 256 on week 8 High series of 668 on week 8 High average of 198.48 after bowling week 8
 Low game of 158 on week 1 Low series of 503 on week 2 Low average of 177.83 after bowling week 2

High Scores by Game
 Game #1: 226 on week 8 Game #2: 232 on week 3 Game #3: 256 on week 8



Note: This report includes information through October 31 which is Week 11 of 34

JOSEPH SMITH's Bowling Record - Team 10: HOT MESS EXPRESS

Week No.	Bowling Date	Old Avg	Old HDCP	-1-	-2-	-3-	Total	HDCP Total	Pins	Gms	---Average Change---			High Game	High Sers	HDCP Game	HDCP Sers	
											New	Old	---> +/-					
1	08/22/23	203	15	177	199	235	611	656	611	3	203.67	-	0.00	=	203.67	235	611	
2	08/29/23	203	0				0	0	611	3	203.67	-	203.67	=	0.00	235	611	
3	09/05/23	203	0				0	0	611	3	203.67	-	203.67	=	0.00	235	611	
4	09/12/23	203	15	144	214	217	575	620	1186	6	197.67	-	203.67	=	-6.00	235	611	
5	09/19/23	197	0				0	0	1186	6	197.67	-	197.67	=	0.00	235	611	
6	09/26/23	197	20	237	220	206	663	723	1849	9	205.44	-	197.67	=	7.78	237	663	
7	10/03/23	205	0				0	0	1849	9	205.44	-	205.44	=	0.00	237	663	
8	10/10/23	205	0				0	0	1849	9	205.44	-	205.44	=	0.00	237	663	
9	10/17/23	205	13	142	234	232	608	647	2457	12	204.75	-	205.44	=	-0.69	237	663	
10	10/24/23	204	0				0	0	2457	12	204.75	-	204.75	=	0.00	237	663	
11	10/31/23	204	14	192	246	202	640	682	3097	15	206.47	-	204.75	=	1.72	246	663	260 682

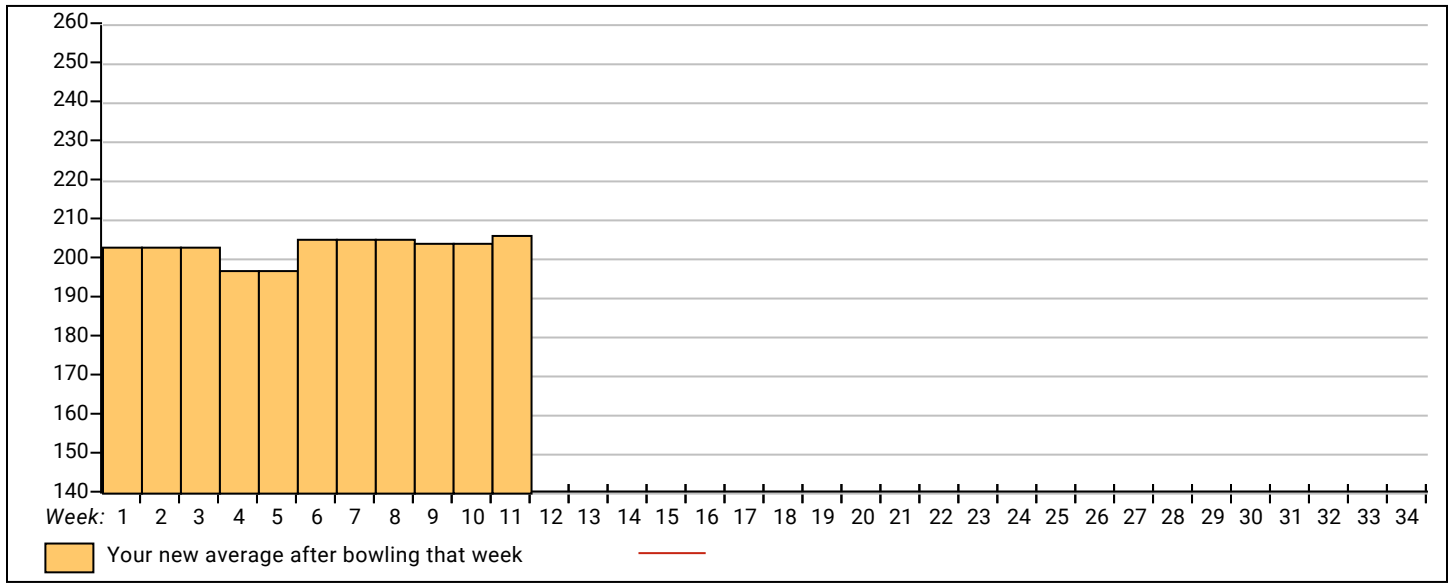
End of 1st part



<u><100</u>	<u>100's</u>	<u>125's</u>	<u>150's</u>	<u>175's</u>	<u>200's</u>	<u>225's</u>	<u>250's</u>	<u>275's</u>	<u>300's</u>
		2		3	5	5			
<u><400</u>	<u>400's</u>	<u>450's</u>	<u>500's</u>	<u>550's</u>	<u>600's</u>	<u>650's</u>	<u>700's</u>	<u>750's</u>	<u>800's</u>
				1	3	1			
			<u>Avg of Game 1</u>	<u>Avg of Game 2</u>	<u>Avg of Game 3</u>				
			178.40	222.60	218.40				

High game of 246 on week 11 High series of 663 on week 6 High average of 206.47 after bowling week 11
 Low game of 142 on week 9 Low series of 575 on week 4 Low average of 197.67 after bowling week 4

High Scores by Game
 Game #1: 237 on week 6 Game #2: 246 on week 11 Game #3: 235 on week 1



Note: This report includes information through October 31 which is Week 11 of 34

SETH WOOD's Bowling Record - Team 10: HOT MESS EXPRESS

Week No.	Bowling Date	Old Avg	Old HDCP	-1-	-2-	-3-	Total	HDCP Total	Pins	Gms	---Average Change---			High Game	High Sers	HDCP Game	HDCP Sers		
											New	Old	---> +/-						
7	10/03/23	bk199	18	225	170	115	510	564	510	3	170.00	-	0.00	=	170.00	225	510		
8	10/10/23	170	0				0	0	510	3	170.00	-	170.00	=	0.00	225	510		
9	10/17/23	170	0				0	0	510	3	170.00	-	170.00	=	0.00	225	510		
10	10/24/23	170	0				0	0	510	3	170.00	-	170.00	=	0.00	225	510		
11	10/31/23	bk170	45				0	0	510	3	170.00	-	170.00	=	0.00	225	510		

End of 1st part



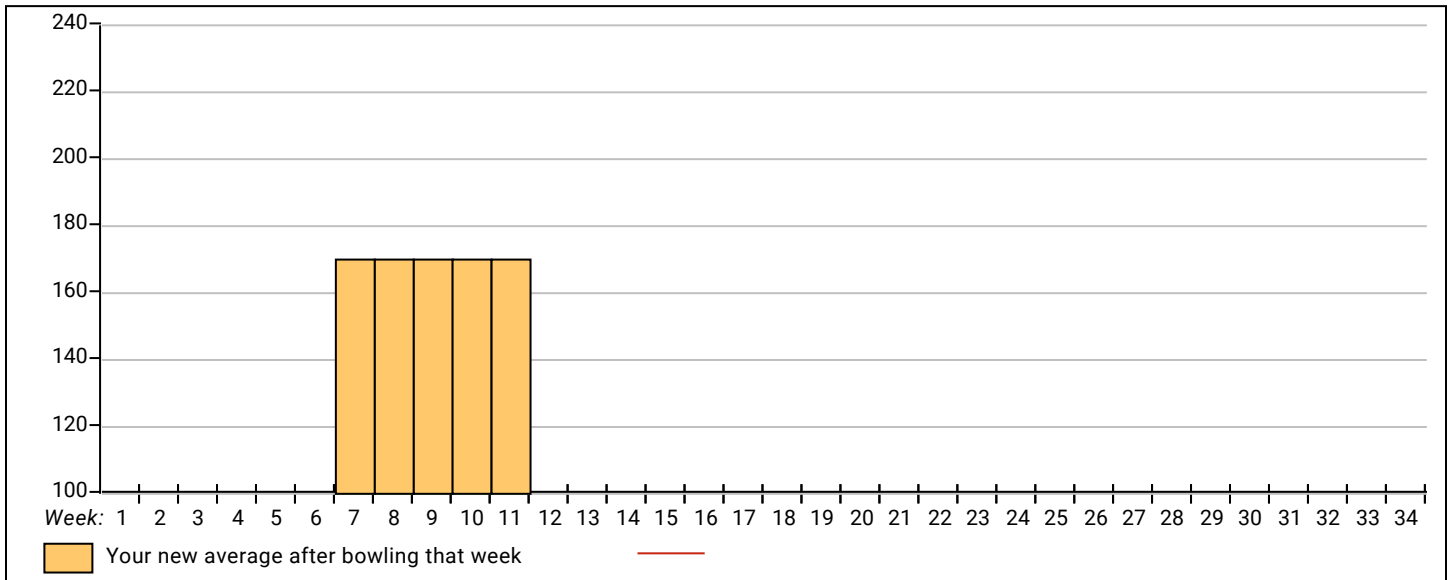
<u><100</u>	<u>100's</u>	<u>125's</u>	<u>150's</u>	<u>175's</u>	<u>200's</u>	<u>225's</u>	<u>250's</u>	<u>275's</u>	<u>300's</u>
	1		1			1			
<u><400</u>	<u>400's</u>	<u>450's</u>	<u>500's</u>	<u>550's</u>	<u>600's</u>	<u>650's</u>	<u>700's</u>	<u>750's</u>	<u>800's</u>
			1						

<u>Avg of Game 1</u>	<u>Avg of Game 2</u>	<u>Avg of Game 3</u>
225.00	170.00	115.00

High game of 225 on week 7 High series of 510 on week 7 High average of 170.00 after bowling week 7
 Low game of 115 on week 7 Low series of 510 on week 7 Low average of 170.00 after bowling week 7

High Scores by Game

Game #1: 225 on week 7 Game #2: 170 on week 7 Game #3: 115 on week 7



Note: This report includes information through October 31 which is Week 11 of 34

MADDIE IRELAND's Bowling Record - Team 11: POUNDTOWN

Week No.	Bowling Date	Old Avg	Old HDCP	-1-	-2-	-3-	Total	HDCP Total	Pins	Gms	---Average Change---			High Game	High Sers	HDCP Game	HDCP Sers		
											New	Old	+/-						
1	08/22/23	126	84	130	133	117	380	632	380	3	126.67	-	0.00	=	126.67	133	380		
2	08/29/23	126	84	104	133	160	397	649	777	6	129.50	-	126.67	=	2.83	160	397		
3	09/05/23	129	81	a119	a119	a119	357	600	777	6	129.50	-	129.50	=	0.00	160	397		
4	09/12/23	129	81	106	99	112	317	560	1094	9	121.56	-	129.50	=	-7.94	160	397		
5	09/19/23	121	89	a111	a111	a111	333	600	1094	9	121.56	-	121.56	=	0.00	160	397		
6	09/26/23	121	89	124	114	122	360	627	1454	12	121.17	-	121.56	=	-0.39	160	397		
7	10/03/23	121	89	115	133	150	398	665	1852	15	123.47	-	121.17	=	2.30	160	398	239	665
8	10/10/23	123	87	108	129	119	356	617	2208	18	122.67	-	123.47	=	-0.80	160	398	239	665
9	10/17/23	122	88	118	138	125	381	645	2589	21	123.29	-	122.67	=	0.62	160	398	239	665
10	10/24/23	123	87	139	123	118	380	641	2969	24	123.71	-	123.29	=	0.42	160	398	239	665
11	10/31/23	123	87	137	93	109	339	600	3308	27	122.52	-	123.71	=	-1.19	160	398	239	665

End of 1st part



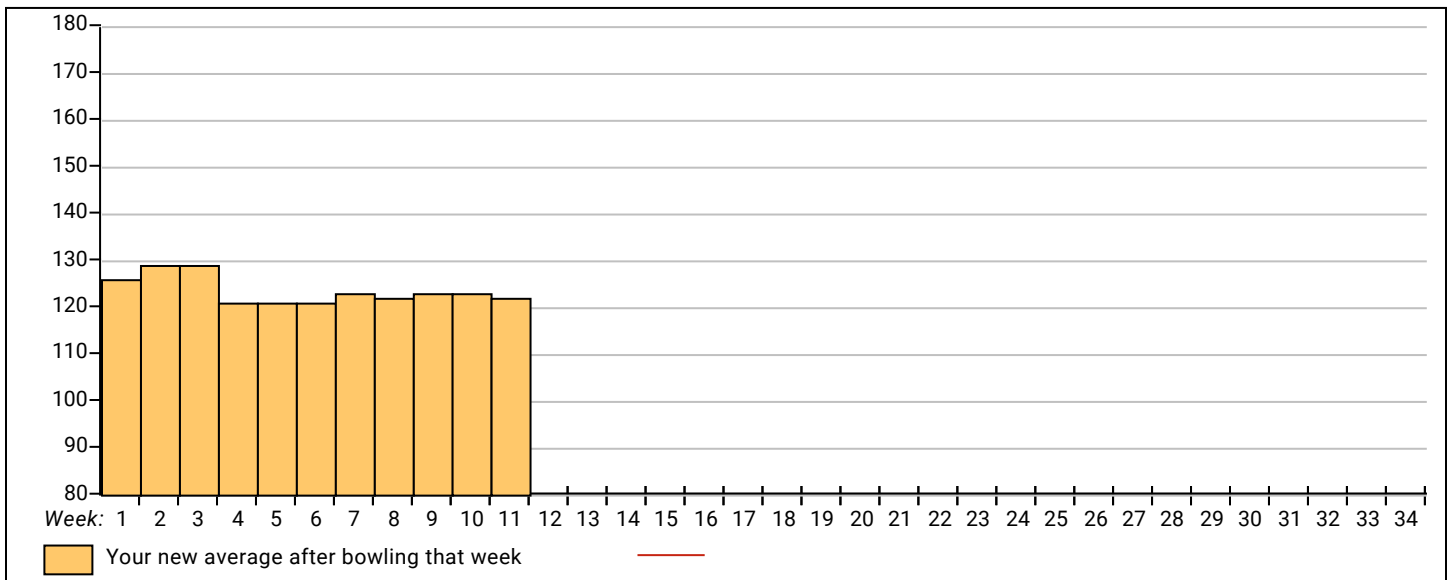
<u><100</u>	<u>100's</u>	<u>125's</u>	<u>150's</u>	<u>175's</u>	<u>200's</u>	<u>225's</u>	<u>250's</u>	<u>275's</u>	<u>300's</u>
2	14	9	2						
<u><400</u>	<u>400's</u>	<u>450's</u>	<u>500's</u>	<u>550's</u>	<u>600's</u>	<u>650's</u>	<u>700's</u>	<u>750's</u>	<u>800's</u>
9									

<u>Avg of Game 1</u>	<u>Avg of Game 2</u>	<u>Avg of Game 3</u>
120.11	121.67	125.78

High game of 160 on week 2 High series of 398 on week 7 High average of 129.50 after bowling week 2
 Low game of 93 on week 11 Low series of 317 on week 4 Low average of 121.17 after bowling week 6

High Scores by Game

Game #1: 139 on week 10 Game #2: 138 on week 9 Game #3: 160 on week 2



Note: This report includes information through October 31 which is Week 11 of 34

MICHAEL RILEY's Bowling Record - Team 11: POUNDTOWN

Week No.	Bowling Date	Old Avg	Old HDCP	-1-	-2-	-3-	Total	HDCP Total	Pins	Gms	---Average Change---			High Game	High Sers	HDCP Game	HDCP Sers	
											New	Old	---> +/-					
1	08/22/23	bk165	49	182	195	165	542	689	542	3	180.67	-	0.00	=	180.67	195	542	
2	08/29/23	180	36	165	201	172	538	646	1080	6	180.00	-	180.67	=	-0.67	201	542	
3	09/05/23	180	36	a170	a170	a170	510	618	1080	6	180.00	-	180.00	=	0.00	201	542	
4	09/12/23	180	36	200	217	148	565	673	1645	9	182.78	-	180.00	=	2.78	217	565	
5	09/19/23	182	34	a172	a172	a172	516	618	1645	9	182.78	-	182.78	=	0.00	217	565	
6	09/26/23	182	34	142	165	140	447	549	2092	12	174.33	-	182.78	=	-8.44	217	565	
7	10/03/23	174	41	154	144	149	447	570	2539	15	169.27	-	174.33	=	-5.07	217	565	195
8	10/10/23	169	45	166	205	187	558	693	3097	18	172.06	-	169.27	=	2.79	217	565	250
9	10/17/23	172	43	161	192	122	475	604	3572	21	170.10	-	172.06	=	-1.96	217	565	250
10	10/24/23	170	45	170	181	138	489	624	4061	24	169.21	-	170.10	=	-0.89	217	565	250
11	10/31/23	169	45	185	221	196	602	737	4663	27	172.70	-	169.21	=	3.50	221	602	266

End of 1st part



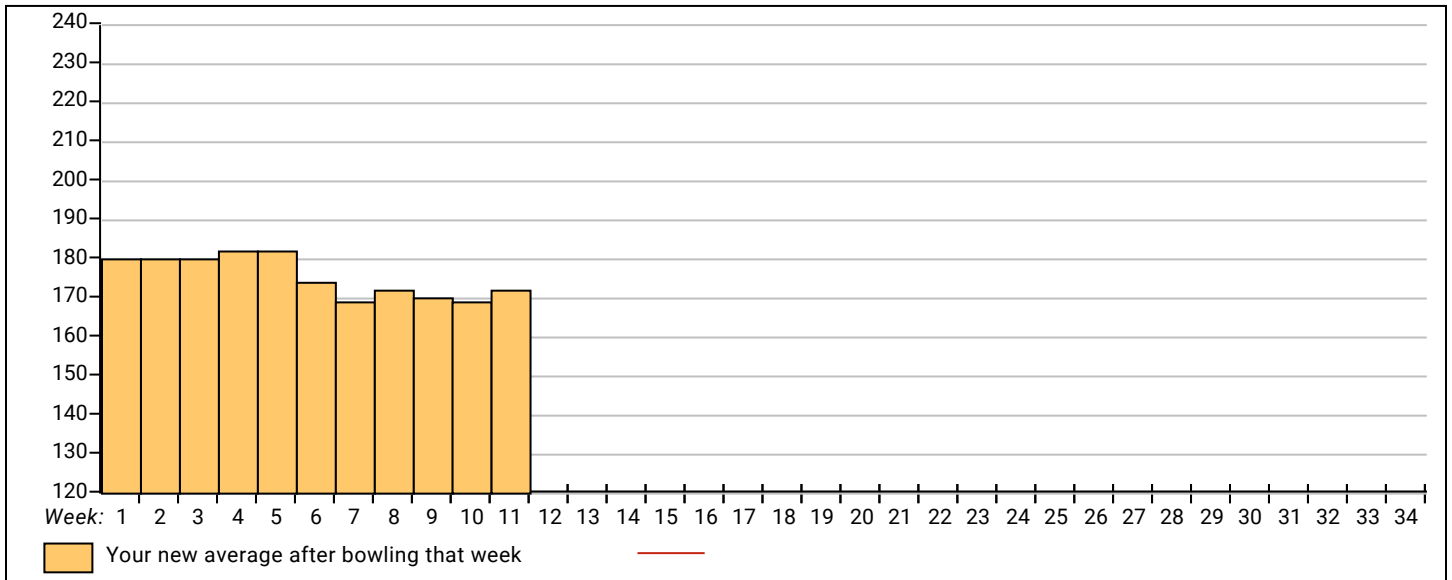
<u><100</u>	<u>100's</u>	<u>125's</u>	<u>150's</u>	<u>175's</u>	<u>200's</u>	<u>225's</u>	<u>250's</u>	<u>275's</u>	<u>300's</u>
	1	6	8	7	5				
<u><400</u>	<u>400's</u>	<u>450's</u>	<u>500's</u>	<u>550's</u>	<u>600's</u>	<u>650's</u>	<u>700's</u>	<u>750's</u>	<u>800's</u>
	2	2	2	2	1				

<u>Avg of Game 1</u>	<u>Avg of Game 2</u>	<u>Avg of Game 3</u>
169.44	191.22	157.44

High game of 221 on week 11 High series of 602 on week 11 High average of 182.78 after bowling week 4
 Low game of 122 on week 9 Low series of 447 on week 6 Low average of 169.21 after bowling week 10

High Scores by Game

Game #1: 200 on week 4 Game #2: 221 on week 11 Game #3: 196 on week 11



Note: This report includes information through October 31 which is Week 11 of 34

MARCUS TUCKER's Bowling Record - Team 11: POUNDTOWN

Week No.	Bowling Date	Old Avg	Old HDCP	-1-	-2-	-3-	Total	HDCP Total	Pins	Gms	---Average Change---			High Game	High Sers	HDCP Game	HDCP Sers	
											New	Old	+/-					
1	08/22/23	bk180	36	158	191	233	582	690	582	3	194.00	-	0.00	=	194.00	233	582	
2	08/29/23	194	23	174	220	164	558	627	1140	6	190.00	-	194.00	=	-4.00	233	582	
3	09/05/23	190	27	203	236	212	651	732	1791	9	199.00	-	190.00	=	9.00	236	651	
4	09/12/23	199	18	215	178	217	610	664	2401	12	200.08	-	199.00	=	1.08	236	651	
5	09/19/23	200	18	158	183	211	552	606	2953	15	196.87	-	200.08	=	-3.22	236	651	229
6	09/26/23	196	21	244	166	153	563	626	3516	18	195.33	-	196.87	=	-1.53	244	651	265
7	10/03/23	195	22	205	178	158	541	607	4057	21	193.19	-	195.33	=	-2.14	244	651	265
8	10/10/23	193	24	163	188	163	514	586	4571	24	190.46	-	193.19	=	-2.73	244	651	265
9	10/17/23	190	27	169	210	142	521	602	5092	27	188.59	-	190.46	=	-1.87	244	651	265
10	10/24/23	188	28	a178	a178	a178	534	618	5092	27	188.59	-	188.59	=	0.00	244	651	265
11	10/31/23	188	28	185	192	202	579	663	5671	30	189.03	-	188.59	=	0.44	244	651	265

End of 1st part

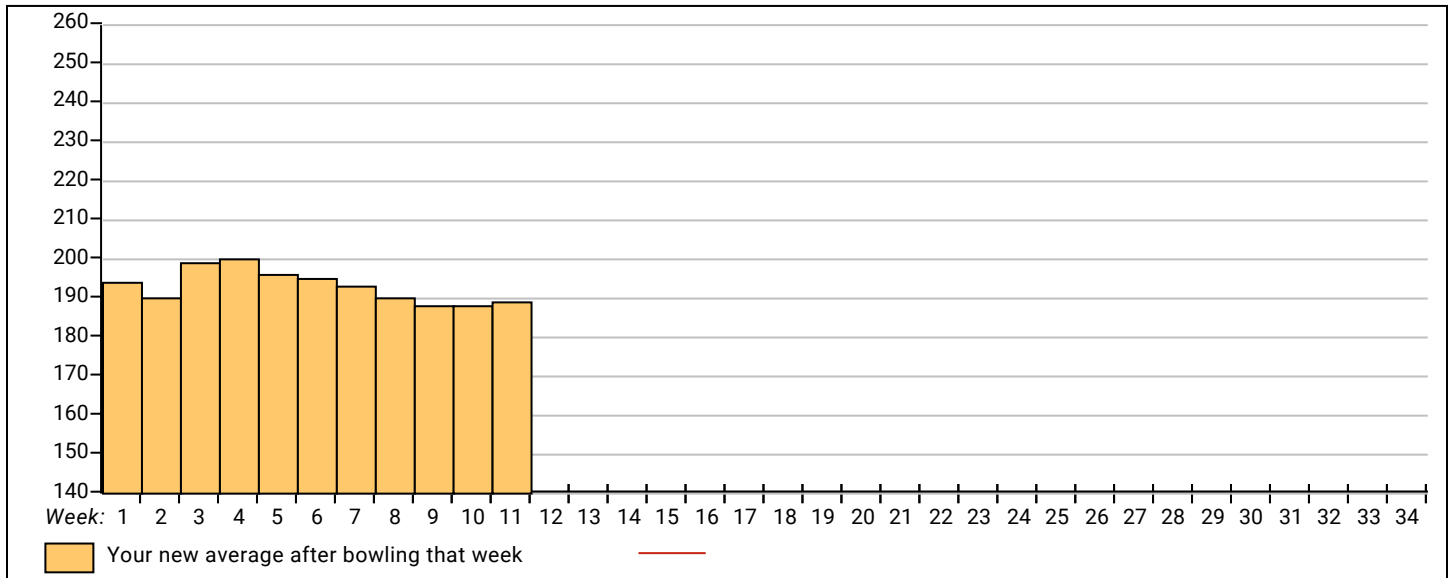


<u><100</u>	<u>100's</u>	<u>125's</u>	<u>150's</u>	<u>175's</u>	<u>200's</u>	<u>225's</u>	<u>250's</u>	<u>275's</u>	<u>300's</u>
		1	10	7	9	3			
<u><400</u>	<u>400's</u>	<u>450's</u>	<u>500's</u>	<u>550's</u>	<u>600's</u>	<u>650's</u>	<u>700's</u>	<u>750's</u>	<u>800's</u>
			3	5	1	1			
			<u>Avg of Game 1</u>	<u>Avg of Game 2</u>	<u>Avg of Game 3</u>				
			187.40	194.20	185.50				

High game of 244 on week 6 High series of 651 on week 3 High average of 200.08 after bowling week 4
 Low game of 142 on week 9 Low series of 514 on week 8 Low average of 188.59 after bowling week 9

High Scores by Game

Game #1: 244 on week 6 Game #2: 236 on week 3 Game #3: 233 on week 1



Note: This report includes information through October 31 which is Week 11 of 34

STEVEN JACKSON's Bowling Record - Team 11: POUNDTOWN

Week No.	Bowling Date	Old Avg	Old HDCP	-1-	-2-	-3-	Total	HDCP Total	Pins	Gms	---Average Change---			High Game	High Sers	HDCP Game	HDCP Sers		
											New	Old	+/-						
1	08/22/23	bk192	25	238	166	181	585	660	585	3	195.00	-	0.00	=	195.00	238	585		
2	08/29/23	195	22	207	160	226	593	659	1178	6	196.33	-	195.00	=	1.33	238	593		
3	09/05/23	196	21	220	177	235	632	695	1810	9	201.11	-	196.33	=	4.78	238	632		
4	09/12/23	201	17	204	232	181	617	668	2427	12	202.25	-	201.11	=	1.14	238	632		
5	09/19/23	202	16	205	245	189	639	687	3066	15	204.40	-	202.25	=	2.15	245	639	261	687
6	09/26/23	204	14	236	160	221	617	659	3683	18	204.61	-	204.40	=	0.21	245	639	261	687
7	10/03/23	204	14	184	162	179	525	567	4208	21	200.38	-	204.61	=	-4.23	245	639	261	687
8	10/10/23	200	18	215	234	158	607	661	4815	24	200.63	-	200.38	=	0.24	245	639	261	687
9	10/17/23	200	18	194	224	179	597	651	5412	27	200.44	-	200.63	=	-0.18	245	639	261	687
10	10/24/23	200	18	160	148	179	487	541	5899	30	196.63	-	200.44	=	-3.81	245	639	261	687
11	10/31/23	196	21	190	184	233	607	670	6506	33	197.15	-	196.63	=	0.52	245	639	261	687

End of 1st part

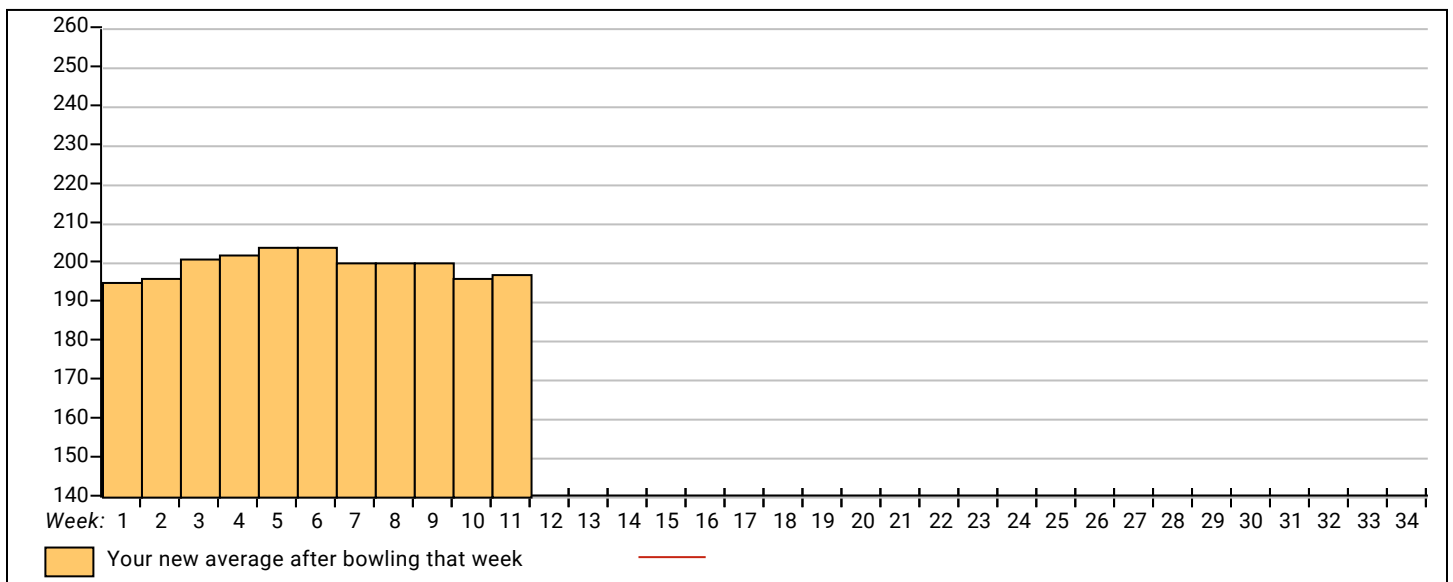


<u><100</u>	<u>100's</u>	<u>125's</u>	<u>150's</u>	<u>175's</u>	<u>200's</u>	<u>225's</u>	<u>250's</u>	<u>275's</u>	<u>300's</u>
		1	6	11	7	8			
<u><400</u>	<u>400's</u>	<u>450's</u>	<u>500's</u>	<u>550's</u>	<u>600's</u>	<u>650's</u>	<u>700's</u>	<u>750's</u>	<u>800's</u>
		1	1	3	6				
			<u>Avg of Game 1</u>	<u>Avg of Game 2</u>	<u>Avg of Game 3</u>				
			204.82	190.18	196.45				

High game of 245 on week 5 High series of 639 on week 5 High average of 204.61 after bowling week 6
 Low game of 148 on week 10 Low series of 487 on week 10 Low average of 195.00 after bowling week 1

High Scores by Game

Game #1: 238 on week 1 Game #2: 245 on week 5 Game #3: 235 on week 3



Note: This report includes information through October 31 which is Week 11 of 34

DYLAN WALLIS's Bowling Record - Team 11: POUNDTOWN

Week No.	Bowling Date	Old Avg	Old HDCP	-1-	-2-	-3-	Total	HDCP Total	Pins	Gms	---Average Change---			High Game	High Sers	HDCP Game	HDCP Sers	
											New	Old	+/-					
1	08/22/23	bk209	9	224	194	234	652	679	652	3	217.33	-	0.00	=	217.33	234	652	
2	08/29/23	217	2	224	255	165	644	650	1296	6	216.00	-	217.33	=	-1.33	255	652	
3	09/05/23	216	3	236	188	247	671	680	1967	9	218.56	-	216.00	=	2.56	255	671	
4	09/12/23	218	1	203	166	216	585	588	2552	12	212.67	-	218.56	=	-5.89	255	671	
5	09/19/23	212	7	201	165	182	548	569	3100	15	206.67	-	212.67	=	-6.00	255	671	208
6	09/26/23	206	12	234	213	235	682	718	3782	18	210.11	-	206.67	=	3.44	255	682	247
7	10/03/23	210	9	176	205	232	613	640	4395	21	209.29	-	210.11	=	-0.83	255	682	247
8	10/10/23	209	9	235	205	225	665	692	5060	24	210.83	-	209.29	=	1.55	255	682	247
9	10/17/23	210	9	227	140	173	540	567	5600	27	207.41	-	210.83	=	-3.43	255	682	247
10	10/24/23	207	11	201	170	178	549	582	6149	30	204.97	-	207.41	=	-2.44	255	682	247
11	10/31/23	204	14	216	201	214	631	673	6780	33	205.45	-	204.97	=	0.49	255	682	247

End of 1st part



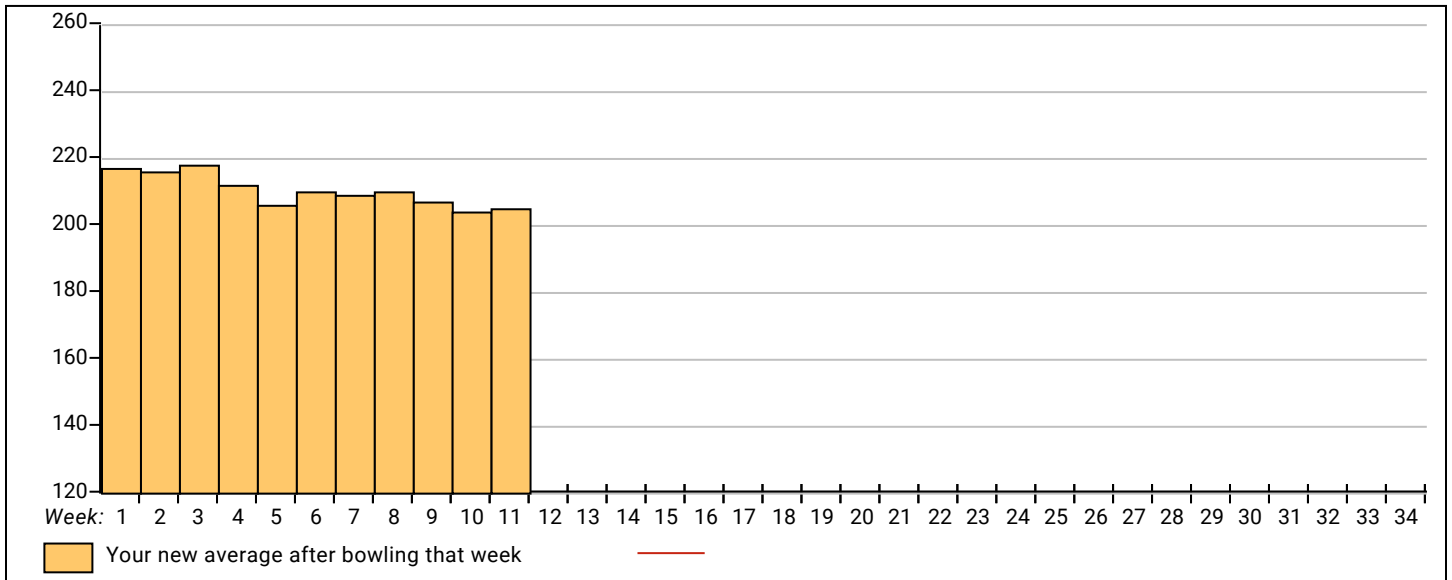
<u><100</u>	<u>100's</u>	<u>125's</u>	<u>150's</u>	<u>175's</u>	<u>200's</u>	<u>225's</u>	<u>250's</u>	<u>275's</u>	<u>300's</u>
		1	5	5	12	9	1		
<u><400</u>	<u>400's</u>	<u>450's</u>	<u>500's</u>	<u>550's</u>	<u>600's</u>	<u>650's</u>	<u>700's</u>	<u>750's</u>	<u>800's</u>
			3	1	3	4			

<u>Avg of Game 1</u>	<u>Avg of Game 2</u>	<u>Avg of Game 3</u>
216.09	191.09	209.18

High game of 255 on week 2 High series of 682 on week 6 High average of 218.56 after bowling week 3
 Low game of 140 on week 9 Low series of 540 on week 9 Low average of 204.97 after bowling week 10

High Scores by Game

Game #1: 236 on week 3 Game #2: 255 on week 2 Game #3: 247 on week 3



Note: This report includes information through October 31 which is Week 11 of 34

CHRIS SIMMONS's Bowling Record - Team 12: IDK

Week No.	Bowling Date	Old Avg	Old HDCP	-1-	-2-	-3-	Total	HDCP Total	Pins	Gms	---Average Change---			High Game	High Sers	HDCP Game	HDCP Sers	
											New	Old	----> +/-					
1	08/22/23	bk187	29	a177	a177	a177	531	618	0	0	-	0.00	=	0.00	0	0		
2	08/29/23	bk187	29	140	159	175	474	561	474	3	158.00	-	0.00	=	158.00	175	474	
3	09/05/23	158	55	145	169	183	497	662	971	6	161.83	-	158.00	=	3.83	183	497	
4	09/12/23	161	0				0	0	971	6	161.83	-	161.83	=	0.00	183	497	
5	09/19/23	161	53	244	162	213	619	778	1590	9	176.67	-	161.83	=	14.83	244	619	
6	09/26/23	176	39	177	193	183	553	670	2143	12	178.58	-	176.67	=	1.92	244	619	
7	10/03/23	178	37	a168	a168	a168	504	615	2143	12	178.58	-	178.58	=	0.00	244	619	
8	10/10/23	178	37	a168	a168	a168	504	615	2143	12	178.58	-	178.58	=	0.00	244	619	
9	10/17/23	178	37	192	151	190	533	644	2676	15	178.40	-	178.58	=	-0.18	244	619	229
10	10/24/23	178	37	185	194	157	536	647	3212	18	178.44	-	178.40	=	0.04	244	619	231
11	10/31/23	178	37				0	0	3212	18	178.44	-	178.44	=	0.00	244	619	231

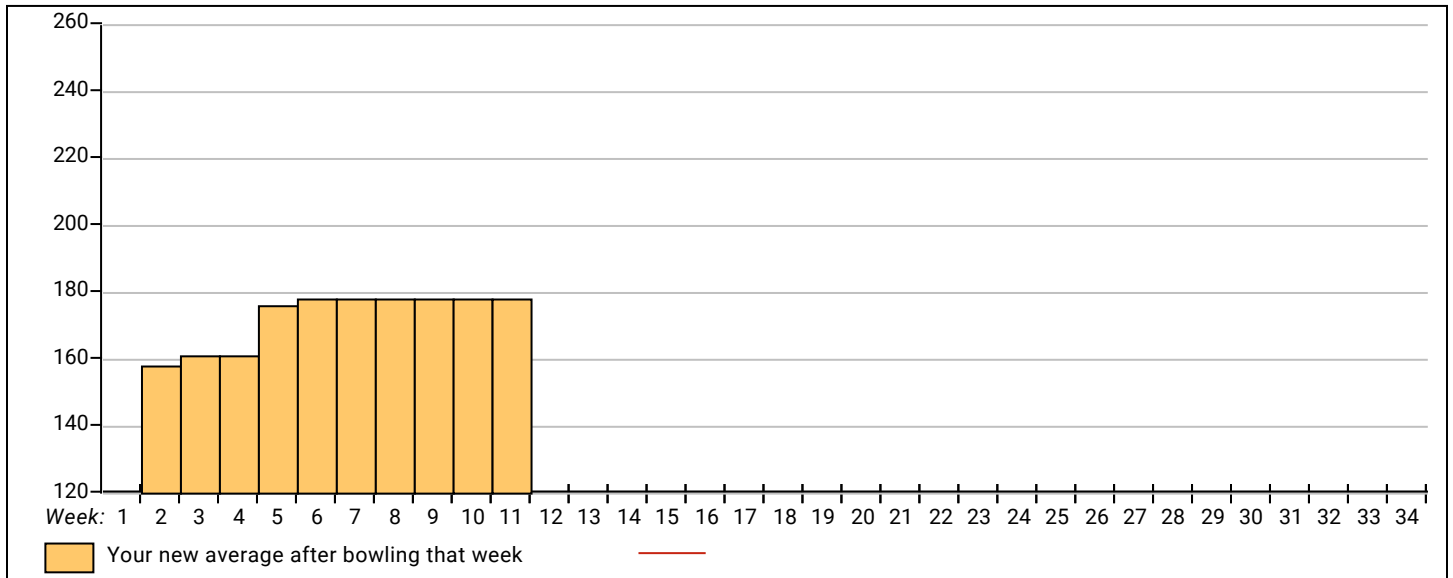
End of 1st part



<u><100</u>	<u>100's</u>	<u>125's</u>	<u>150's</u>	<u>175's</u>	<u>200's</u>	<u>225's</u>	<u>250's</u>	<u>275's</u>	<u>300's</u>
		2	5	9	1	1			
<u><400</u>	<u>400's</u>	<u>450's</u>	<u>500's</u>	<u>550's</u>	<u>600's</u>	<u>650's</u>	<u>700's</u>	<u>750's</u>	<u>800's</u>
		2	2	1	1				
			<u>Avg of Game 1</u>	<u>Avg of Game 2</u>	<u>Avg of Game 3</u>				
			180.50	171.33	183.50				

High game of 244 on week 5 High series of 619 on week 5 High average of 178.58 after bowling week 6
 Low game of 140 on week 2 Low series of 474 on week 2 Low average of 158.00 after bowling week 2

High Scores by Game
 Game #1: 244 on week 5 Game #2: 194 on week 10 Game #3: 213 on week 5



Note: This report includes information through October 31 which is Week 11 of 34

JEREMY HOBBS's Bowling Record - Team 12: IDK

Week No.	Bowling Date	Old Avg	Old HDCP	Old			Total	HDCP Total	Pins Gms		---Average Change---			High Game	High Sers	HDCP Game	HDCP Sers		
				-1-	-2-	-3-			New	Old	---> +/-								
1	08/22/23	bk212	7	218	186	216	620	641	620	3	206.67	-	0.00	=	206.67	218	620		
2	08/29/23	206	12	266	213	215	694	730	1314	6	219.00	-	206.67	=	12.33	266	694		
3	09/05/23	219	0	233	212	171	616	616	1930	9	214.44	-	219.00	=	-4.56	266	694		
4	09/12/23	214	5	234	203	193	630	645	2560	12	213.33	-	214.44	=	-1.11	266	694		
5	09/19/23	213	6	a203	a203	a203	609	627	2560	12	213.33	-	213.33	=	0.00	266	694		
6	09/26/23	213	6	233	239	216	688	706	3248	15	216.53	-	213.33	=	3.20	266	694	245	706
7	10/03/23	216	0				0	0	3248	15	216.53	-	216.53	=	0.00	266	694	245	706
8	10/10/23	216	3	a206	a206	a206	618	627	3248	15	216.53	-	216.53	=	0.00	266	694	245	706
9	10/17/23	216	3	a206	a206	a206	618	627	3248	15	216.53	-	216.53	=	0.00	266	694	245	706
10	10/24/23	216	0				0	0	3248	15	216.53	-	216.53	=	0.00	266	694	245	706
11	10/31/23	216	3	a206	a206	a206	618	627	3248	15	216.53	-	216.53	=	0.00	266	694	245	706

End of 1st part

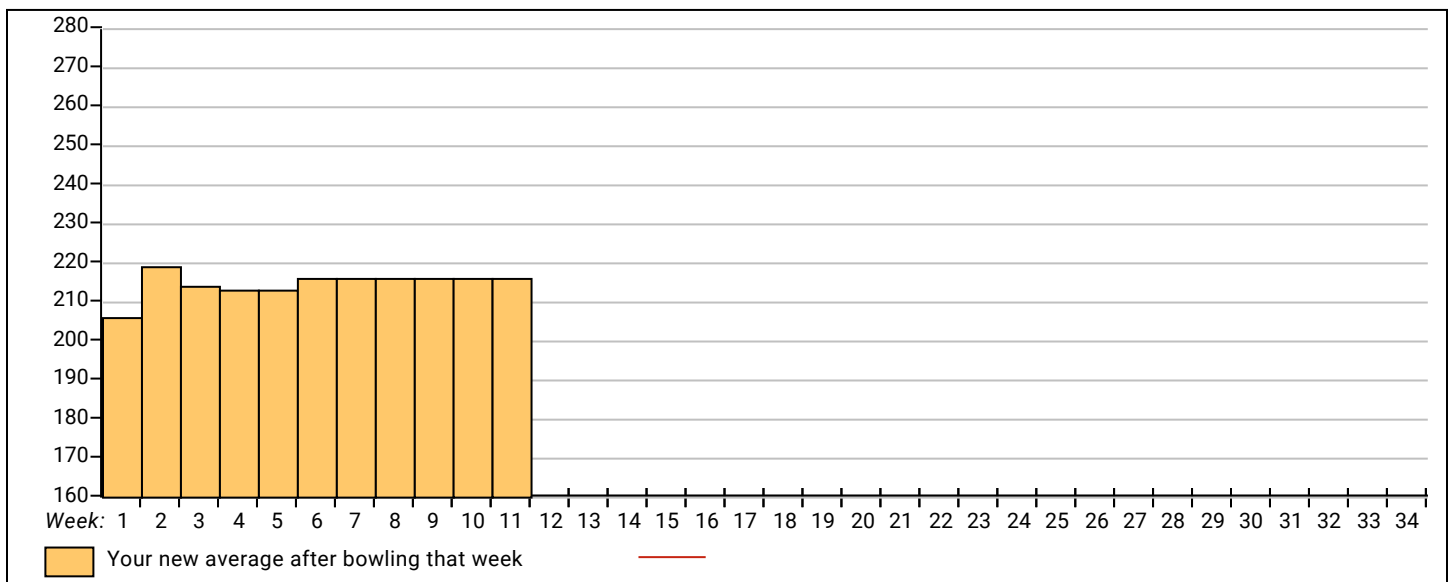


<u><100</u>	<u>100's</u>	<u>125's</u>	<u>150's</u>	<u>175's</u>	<u>200's</u>	<u>225's</u>	<u>250's</u>	<u>275's</u>	<u>300's</u>
			1	2	7	4	1		
<u><400</u>	<u>400's</u>	<u>450's</u>	<u>500's</u>	<u>550's</u>	<u>600's</u>	<u>650's</u>	<u>700's</u>	<u>750's</u>	<u>800's</u>
					3	2			

<u>Avg of Game 1</u>	<u>Avg of Game 2</u>	<u>Avg of Game 3</u>
236.80	210.60	202.20

High game of 266 on week 2 High series of 694 on week 2 High average of 219.00 after bowling week 2
 Low game of 171 on week 3 Low series of 616 on week 3 Low average of 206.67 after bowling week 1

High Scores by Game
 Game #1: 266 on week 2 Game #2: 239 on week 6 Game #3: 216 on week 1



Note: This report includes information through October 31 which is Week 11 of 34

FRANCIS SMITH's Bowling Record - Team 12: IDK

Week No.	Bowling Date	Old Avg	Old HDCP	-1-	-2-	-3-	Total	HDCP Total	Pins	Gms	---Average Change---			High Game	High Sers	HDCP Game	HDCP Sers		
											New	Old	---> +/-						
1	08/22/23	bk122	88	119	128	111	358	622	358	3	119.33	-	0.00	=	119.33	128	358		
2	08/29/23	119	90	116	116	107	339	609	697	6	116.17	-	119.33	=	-3.17	128	358		
3	09/05/23	116	93	109	100	122	331	610	1028	9	114.22	-	116.17	=	-1.94	128	358		
4	09/12/23	114	95	80	101	80	261	546	1289	12	107.42	-	114.22	=	-6.81	128	358		
5	09/19/23	107	101	118	97	112	327	630	1616	15	107.73	-	107.42	=	0.32	128	358	219	630
6	09/26/23	107	101	123	94	107	324	627	1940	18	107.78	-	107.73	=	0.04	128	358	224	630
7	10/03/23	107	101	173	92	98	363	666	2303	21	109.67	-	107.78	=	1.89	173	363	274	666
8	10/10/23	109	99	96	91	149	336	633	2639	24	109.96	-	109.67	=	0.29	173	363	274	666
9	10/17/23	109	99	117	108	104	329	626	2968	27	109.93	-	109.96	=	-0.03	173	363	274	666
10	10/24/23	109	99	104	97	125	326	623	3294	30	109.80	-	109.93	=	-0.13	173	363	274	666
11	10/31/23	109	99	162	122	103	387	684	3681	33	111.55	-	109.80	=	1.75	173	387	274	684

End of 1st part



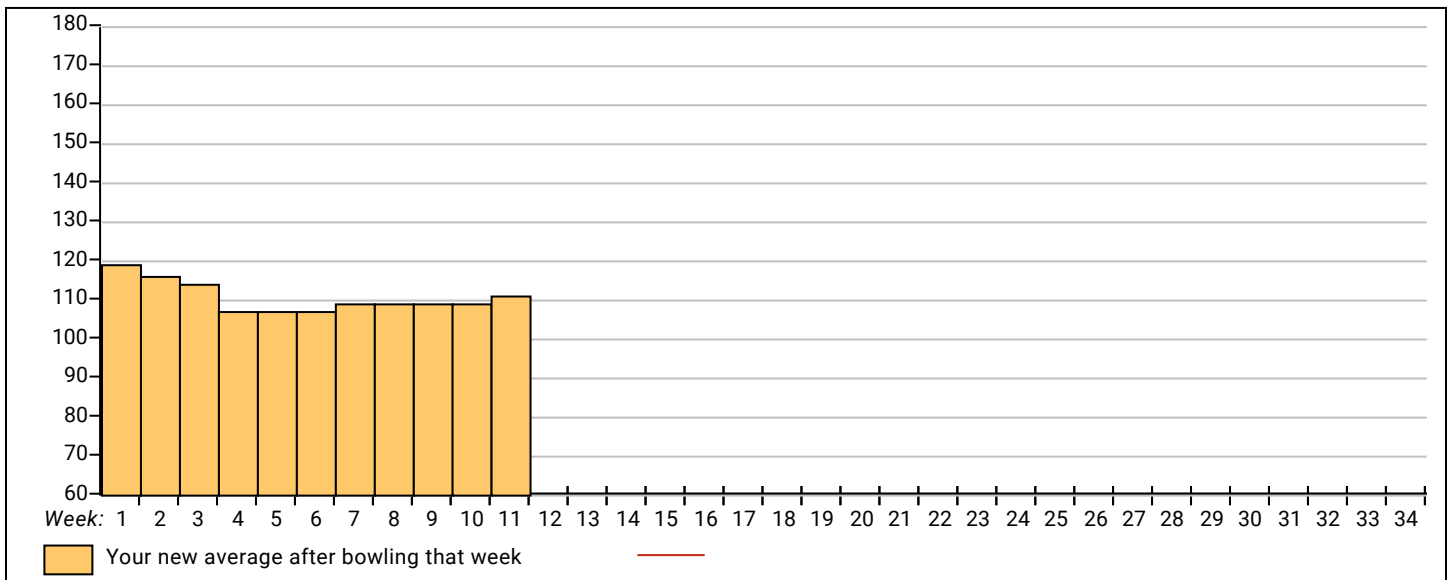
<u><100</u>	<u>100's</u>	<u>125's</u>	<u>150's</u>	<u>175's</u>	<u>200's</u>	<u>225's</u>	<u>250's</u>	<u>275's</u>	<u>300's</u>
9	19	3	2						
<u><400</u>	<u>400's</u>	<u>450's</u>	<u>500's</u>	<u>550's</u>	<u>600's</u>	<u>650's</u>	<u>700's</u>	<u>750's</u>	<u>800's</u>
11									

<u>Avg of Game 1</u>	<u>Avg of Game 2</u>	<u>Avg of Game 3</u>
119.73	104.18	110.73

High game of 173 on week 7 High series of 387 on week 11 High average of 119.33 after bowling week 1
 Low game of 80 on week 4 Low series of 261 on week 4 Low average of 107.42 after bowling week 4

High Scores by Game

Game #1: 173 on week 7 Game #2: 128 on week 1 Game #3: 149 on week 8



Note: This report includes information through October 31 which is Week 11 of 34

BRANDON COOPER's Bowling Record - Team 12: IDK

Week No.	Bowling Date	Old Avg	Old HDCP	-1-	-2-	-3-	Total	HDCP Total	Pins	Gms	---Average Change---			High Game	High Sers	HDCP Game	HDCP Sers		
											New	Old	---> +/-						
1	08/22/23	0	0				0	0	0	0	-	0.00	=	0.00	0	0			
2	08/29/23	196	21	172	204	213	589	652	589	3	196.33	-	0.00	=	196.33	213	589		
3	09/05/23	196	21	160	189	192	541	604	1130	6	188.33	-	196.33	=	-8.00	213	589		
4	09/12/23	188	28	200	184	188	572	656	1702	9	189.11	-	188.33	=	0.78	213	589		
5	09/19/23	189	27	181	192	166	539	620	2241	12	186.75	-	189.11	=	-2.36	213	589		
6	09/26/23	186	30	200	189	218	607	697	2848	15	189.87	-	186.75	=	3.12	218	607	248	697
7	10/03/23	189	27	159	164	176	499	580	3347	18	185.94	-	189.87	=	-3.92	218	607	248	697
8	10/10/23	185	31	215	168	230	613	706	3960	21	188.57	-	185.94	=	2.63	230	613	261	706
9	10/17/23	188	28	193	215	183	591	675	4551	24	189.63	-	188.57	=	1.05	230	613	261	706
10	10/24/23	189	27	202	215	266	683	764	5234	27	193.85	-	189.63	=	4.23	266	683	293	764
11	10/31/23	193	24	a183	a183	a183	549	621	5234	27	193.85	-	193.85	=	0.00	266	683	293	764

End of 1st part

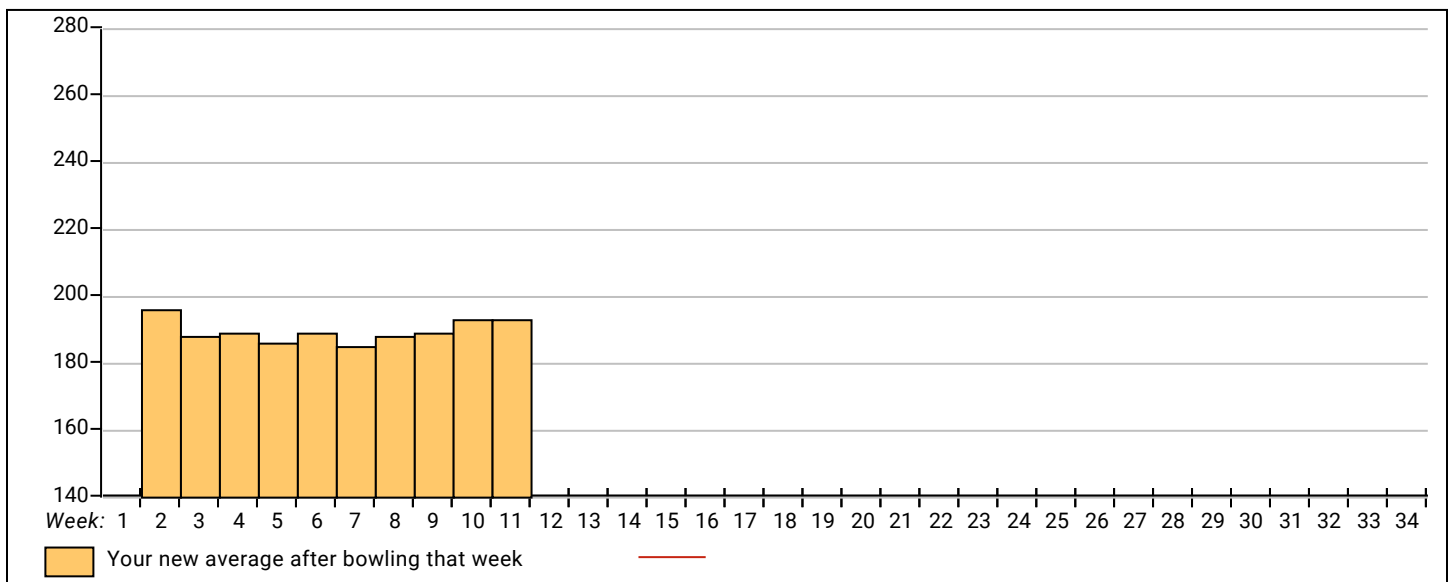


<u><100</u>	<u>100's</u>	<u>125's</u>	<u>150's</u>	<u>175's</u>	<u>200's</u>	<u>225's</u>	<u>250's</u>	<u>275's</u>	<u>300's</u>
			6	10	9	1	1		
<u><400</u>	<u>400's</u>	<u>450's</u>	<u>500's</u>	<u>550's</u>	<u>600's</u>	<u>650's</u>	<u>700's</u>	<u>750's</u>	<u>800's</u>
		1	2	3	2	1			
			<u>Avg of Game 1</u>	<u>Avg of Game 2</u>	<u>Avg of Game 3</u>				
			186.89	191.11	203.56				

High game of 266 on week 10 High series of 683 on week 10 High average of 196.33 after bowling week 2
 Low game of 159 on week 7 Low series of 499 on week 7 Low average of 185.94 after bowling week 7

High Scores by Game

Game #1: 215 on week 8 Game #2: 215 on week 9 Game #3: 266 on week 10



Note: This report includes information through October 31 which is Week 11 of 34

CAMERON COOPER's Bowling Record - Team 12: IDK

Week No.	Bowling Date	Old Avg	Old HDCP	HDCP				---Average Change---				High Game	High Sers	HDCP Game	HDCP Sers				
				-1-	-2-	-3-	Total	Total	Pins	Gms	New					Old	---> +/-		
1	08/22/23	bk173	42	202	214	210	626	752	626	3	208.67	-	0.00	=	208.67	214	626		
2	08/29/23	208	10	206	145	257	608	638	1234	6	205.67	-	208.67	=	-3.00	257	626		
3	09/05/23	205	13	191	202	176	569	608	1803	9	200.33	-	205.67	=	-5.33	257	626		
4	09/12/23	200	18	246	158	175	579	633	2382	12	198.50	-	200.33	=	-1.83	257	626		
5	09/19/23	198	19	176	155	179	510	567	2892	15	192.80	-	198.50	=	-5.70	257	626	198	567
6	09/26/23	192	25	210	205	179	594	669	3486	18	193.67	-	192.80	=	0.87	257	626	235	669
7	10/03/23	193	24	160	190	168	518	590	4004	21	190.67	-	193.67	=	-3.00	257	626	235	669
8	10/10/23	190	27	216	169	218	603	684	4607	24	191.96	-	190.67	=	1.29	257	626	245	684
9	10/17/23	191	26	181	214	213	608	686	5215	27	193.15	-	191.96	=	1.19	257	626	245	686
10	10/24/23	193	24	184	166	203	553	625	5768	30	192.27	-	193.15	=	-0.88	257	626	245	686
11	10/31/23	192	25	158	166	175	499	574	6267	33	189.91	-	192.27	=	-2.36	257	626	245	686

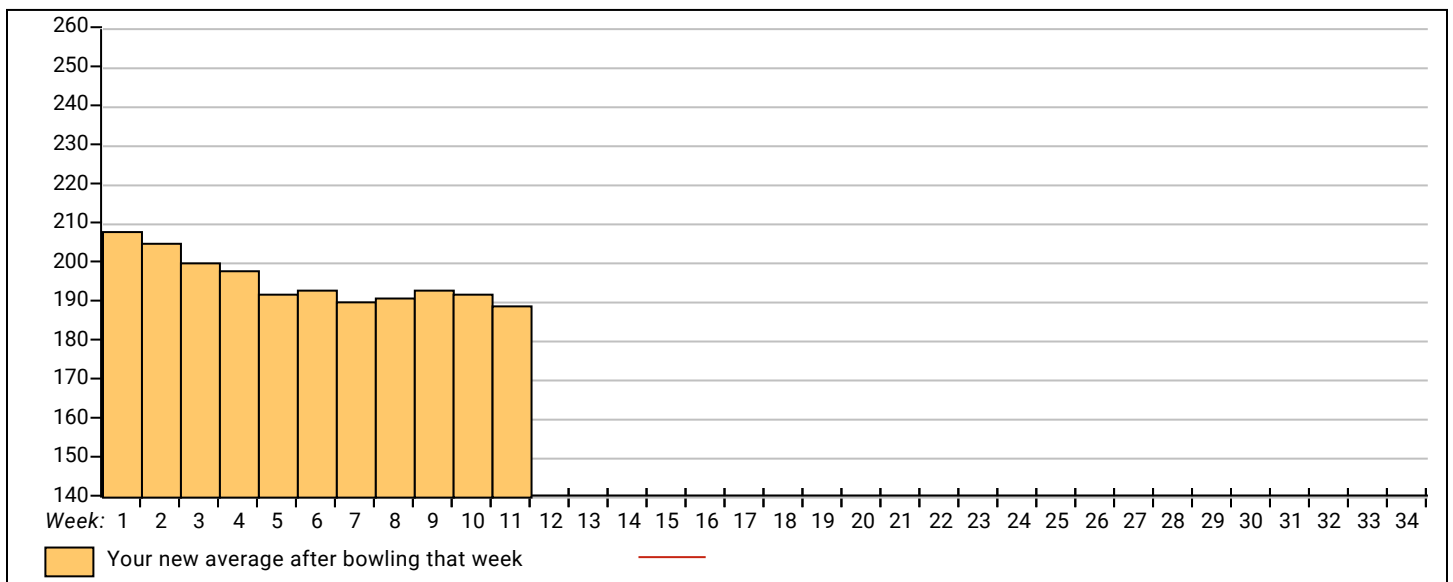
End of 1st part



<u><100</u>	<u>100's</u>	<u>125's</u>	<u>150's</u>	<u>175's</u>	<u>200's</u>	<u>225's</u>	<u>250's</u>	<u>275's</u>	<u>300's</u>
		1	8	10	12	1	1		
<u><400</u>	<u>400's</u>	<u>450's</u>	<u>500's</u>	<u>550's</u>	<u>600's</u>	<u>650's</u>	<u>700's</u>	<u>750's</u>	<u>800's</u>
		1	2	4	4				
			<u>Avg of Game 1</u>	<u>Avg of Game 2</u>	<u>Avg of Game 3</u>				
			193.64	180.36	195.73				

High game of 257 on week 2 High series of 626 on week 1 High average of 208.67 after bowling week 1
 Low game of 145 on week 2 Low series of 499 on week 11 Low average of 189.91 after bowling week 11

High Scores by Game
 Game #1: 246 on week 4 Game #2: 214 on week 1 Game #3: 257 on week 2



Note: This report includes information through October 31 which is Week 11 of 34

GLEND A FRANGENBERG's Bowling Record - Team 12: IDK

Week No.	Bowling Date	Old Avg	Old HDCP	HDCP			Total	HDCP Total	Pins	Gms	---Average Change---			High Game	High Sers	HDCP Game	HDCP Sers
				-1-	-2-	-3-					New	Old	+/-				
1	08/22/23	158	55	201	157	118	476	641	476	3	158.67	-	0.00	=	158.67	201	476
2	08/29/23	158	0				0	0	476	3	158.67	-	158.67	=	0.00	201	476
3	09/05/23	158	0				0	0	476	3	158.67	-	158.67	=	0.00	201	476
4	09/12/23	158	55	149	115	102	366	531	842	6	140.33	-	158.67	=	-18.33	201	476
5	09/19/23	140	0				0	0	842	6	140.33	-	140.33	=	0.00	201	476
6	09/26/23	140	0				0	0	842	6	140.33	-	140.33	=	0.00	201	476
7	10/03/23	140	0				0	0	842	6	140.33	-	140.33	=	0.00	201	476
8	10/10/23	140	0				0	0	842	6	140.33	-	140.33	=	0.00	201	476
9	10/17/23	140	0				0	0	842	6	140.33	-	140.33	=	0.00	201	476
10	10/24/23	140	0				0	0	842	6	140.33	-	140.33	=	0.00	201	476
11	10/31/23	140	72				0	0	842	6	140.33	-	140.33	=	0.00	201	476

End of 1st part



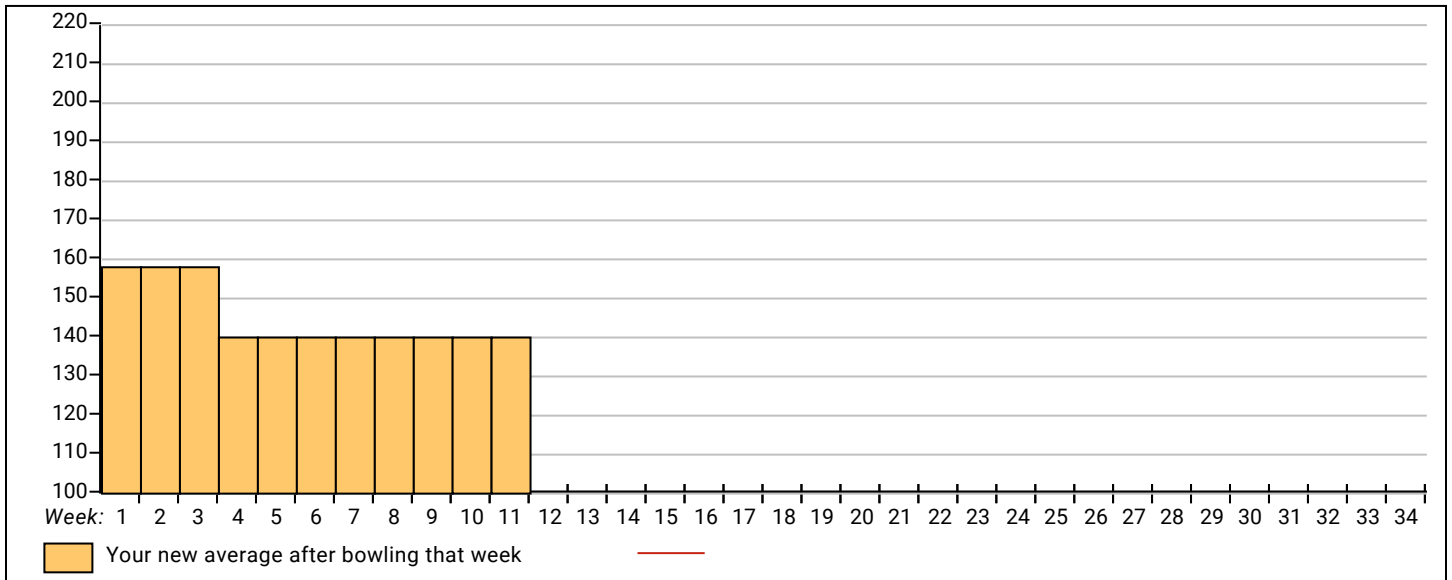
<u><100</u>	<u>100's</u>	<u>125's</u>	<u>150's</u>	<u>175's</u>	<u>200's</u>	<u>225's</u>	<u>250's</u>	<u>275's</u>	<u>300's</u>
	3	1	1		1				
<u><400</u>	<u>400's</u>	<u>450's</u>	<u>500's</u>	<u>550's</u>	<u>600's</u>	<u>650's</u>	<u>700's</u>	<u>750's</u>	<u>800's</u>
1		1							

<u>Avg of Game 1</u>	<u>Avg of Game 2</u>	<u>Avg of Game 3</u>
175.00	136.00	110.00

High game of 201 on week 1 High series of 476 on week 1 High average of 158.67 after bowling week 1
 Low game of 102 on week 4 Low series of 366 on week 4 Low average of 140.33 after bowling week 4

High Scores by Game

Game #1: 201 on week 1 Game #2: 157 on week 1 Game #3: 118 on week 1



Note: This report includes information through October 31 which is Week 11 of 34

JORDAN HIGHTOWER's Bowling Record - Team 12: IDK

Week No.	Bowling Date	Old Avg	Old HDCP	-1-	-2-	-3-	Total	HDCP Total	Pins	Gms	---Average Change---			High Game	High Sers	HDCP Game	HDCP Sers
											New	Old	+/-				
7	10/03/23	153	60	168	136	156	460	640	460	3	153.33	-	0.00	=	153.33	168	460
8	10/10/23	153	0				0	0	460	3	153.33	-	153.33	=	0.00	168	460
9	10/17/23	153	0				0	0	460	3	153.33	-	153.33	=	0.00	168	460
10	10/24/23	153	60	153	160	140	453	633	913	6	152.17	-	153.33	=	-1.17	168	460
11	10/31/23	152	61	191	199	198	588	771	1501	9	166.78	-	152.17	=	14.61	199	588

End of 1st part



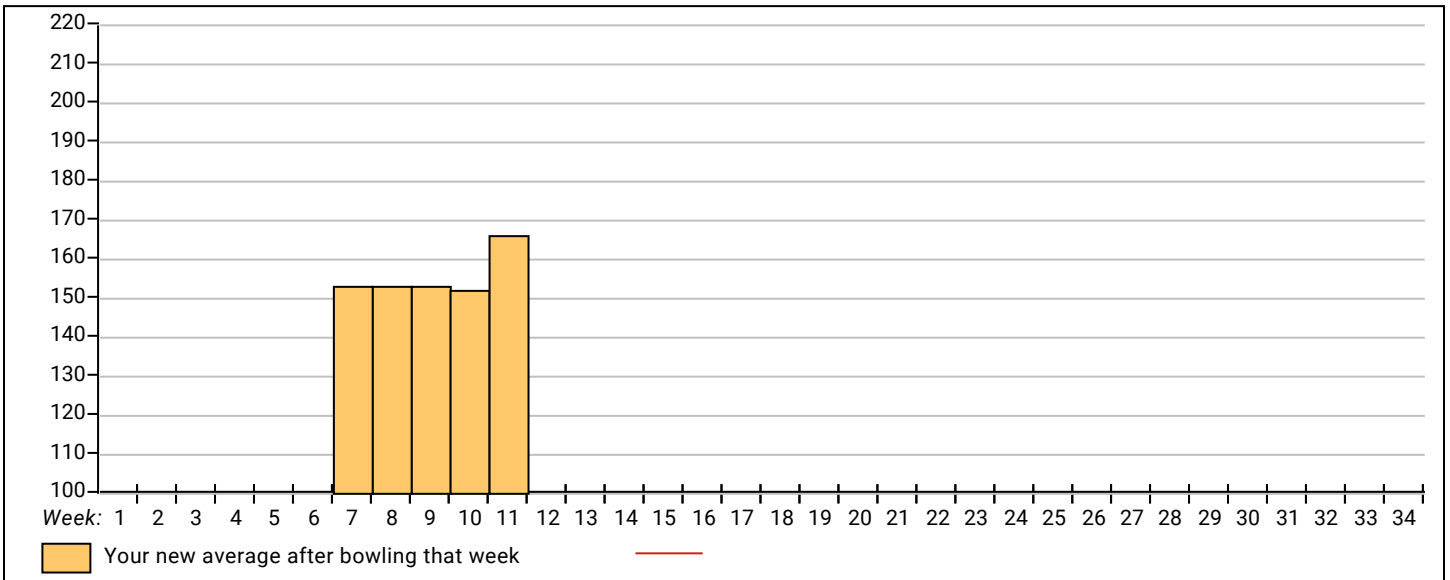
<u><100</u>	<u>100's</u>	<u>125's</u>	<u>150's</u>	<u>175's</u>	<u>200's</u>	<u>225's</u>	<u>250's</u>	<u>275's</u>	<u>300's</u>
		2	4	3					
<u><400</u>	<u>400's</u>	<u>450's</u>	<u>500's</u>	<u>550's</u>	<u>600's</u>	<u>650's</u>	<u>700's</u>	<u>750's</u>	<u>800's</u>
		2		1					

<u>Avg of Game 1</u>	<u>Avg of Game 2</u>	<u>Avg of Game 3</u>
170.67	165.00	164.67

High game of 199 on week 11 High series of 588 on week 11 High average of 166.78 after bowling week 11
 Low game of 136 on week 7 Low series of 453 on week 10 Low average of 152.17 after bowling week 10

High Scores by Game

Game #1: 191 on week 11 Game #2: 199 on week 11 Game #3: 198 on week 11



Note: This report includes information through October 31 which is Week 11 of 34

JEREMIAH TRIBBLE's Bowling Record - Team 13: LUCKY TURTLE 13

Week No.	Bowling Date	Old Avg	Old HDCP	-1- -2- -3-			Total	HDCP Total	Pins	Gms	---Average Change---			High Game	High Sers	HDCP Game	HDCP Sers
											New	Old	+/-				
1	08/22/23	bk180	36	141	211	204	556	664	556	3	185.33	- 0.00	= 185.33	211	556		
2	08/29/23	185	31	160	200	193	553	646	1109	6	184.83	- 185.33	= -0.50	211	556		
3	09/05/23	184	32	168	123	160	451	547	1560	9	173.33	- 184.83	= -11.50	211	556		
4	09/12/23	173	42	152	174	200	526	652	2086	12	173.83	- 173.33	= 0.50	211	556		
5	09/19/23	173	42	181	183	227	591	717	2677	15	178.47	- 173.83	= 4.63	227	591	269	717
6	09/26/23	178	37	186	181	159	526	637	3203	18	177.94	- 178.47	= -0.52	227	591	269	717
7	10/03/23	177	38	169	173	192	534	648	3737	21	177.95	- 177.94	= 0.01	227	591	269	717
8	10/10/23	177	38	199	192	177	568	682	4305	24	179.38	- 177.95	= 1.42	227	591	269	717
9	10/17/23	179	36	183	191	234	608	716	4913	27	181.96	- 179.38	= 2.59	234	608	270	717
10	10/24/23	181	35	200	179	179	558	663	5471	30	182.37	- 181.96	= 0.40	234	608	270	717
11	10/31/23	182	34	171	158	192	521	623	5992	33	181.58	- 182.37	= -0.79	234	608	270	717

End of 1st part



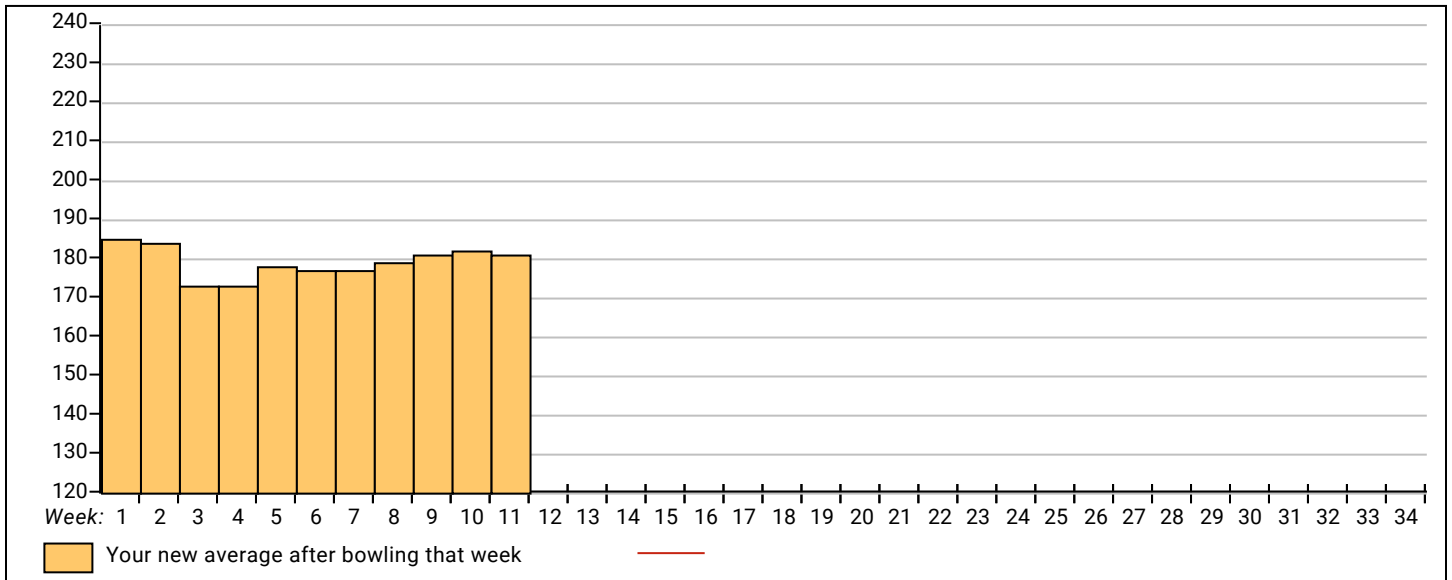
<u><100</u>	<u>100's</u>	<u>125's</u>	<u>150's</u>	<u>175's</u>	<u>200's</u>	<u>225's</u>	<u>250's</u>	<u>275's</u>	<u>300's</u>
	1	1	10	14	5	2			
<u><400</u>	<u>400's</u>	<u>450's</u>	<u>500's</u>	<u>550's</u>	<u>600's</u>	<u>650's</u>	<u>700's</u>	<u>750's</u>	<u>800's</u>
		1	4	5	1				

<u>Avg of Game 1</u>	<u>Avg of Game 2</u>	<u>Avg of Game 3</u>
173.64	178.64	192.45

High game of 234 on week 9 High series of 608 on week 9 High average of 185.33 after bowling week 1
 Low game of 123 on week 3 Low series of 451 on week 3 Low average of 173.33 after bowling week 3

High Scores by Game

Game #1: 200 on week 10 Game #2: 211 on week 1 Game #3: 234 on week 9



Note: This report includes information through October 31 which is Week 11 of 34

CHRIS MCDANIEL's Bowling Record - Team 13: LUCKY TURTLE 13

Week No.	Bowling Date	Old Avg	Old HDCP	-1-	-2-	-3-	Total	HDCP Total	Pins	Gms	---Average Change---			High Game	High Sers	HDCP Game	HDCP Sers		
											New	Old	----> +/-						
1	08/22/23	bk191	26	198	204	149	551	629	551	3	183.67	-	0.00	=	183.67	204	551		
2	08/29/23	183	33	154	156	168	478	577	1029	6	171.50	-	183.67	=	-12.17	204	551		
3	09/05/23	171	44	184	165	119	468	600	1497	9	166.33	-	171.50	=	-5.17	204	551		
4	09/12/23	166	48	225	209	210	644	788	2141	12	178.42	-	166.33	=	12.08	225	644		
5	09/19/23	178	37	140	190	212	542	653	2683	15	178.87	-	178.42	=	0.45	225	644	249	653
6	09/26/23	178	37	207	234	184	625	736	3308	18	183.78	-	178.87	=	4.91	234	644	271	736
7	10/03/23	183	33	144	159	133	436	535	3744	21	178.29	-	183.78	=	-5.49	234	644	271	736
8	10/10/23	178	37	222	135	202	559	670	4303	24	179.29	-	178.29	=	1.01	234	644	271	736
9	10/17/23	179	36	183	146	134	463	571	4766	27	176.52	-	179.29	=	-2.77	234	644	271	736
10	10/24/23	176	39	131	143	172	446	563	5212	30	173.73	-	176.52	=	-2.79	234	644	271	736
11	10/31/23	173	42	171	205	175	551	677	5763	33	174.64	-	173.73	=	0.90	234	644	271	736

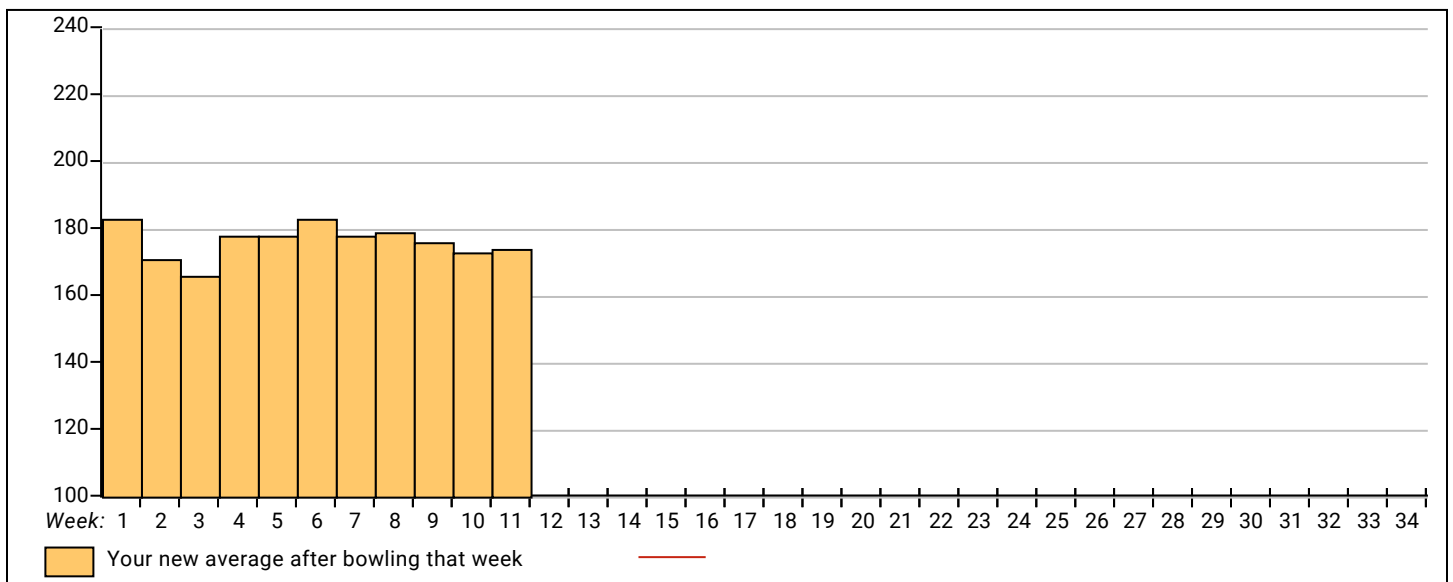
End of 1st part



<u><100</u>	<u>100's</u>	<u>125's</u>	<u>150's</u>	<u>175's</u>	<u>200's</u>	<u>225's</u>	<u>250's</u>	<u>275's</u>	<u>300's</u>
	1	9	7	6	8	2			
<u><400</u>	<u>400's</u>	<u>450's</u>	<u>500's</u>	<u>550's</u>	<u>600's</u>	<u>650's</u>	<u>700's</u>	<u>750's</u>	<u>800's</u>
	2	3	1	3	2				
			<u>Avg of Game 1</u>	<u>Avg of Game 2</u>	<u>Avg of Game 3</u>				
			178.09	176.91	168.91				

High game of 234 on week 6 High series of 644 on week 4 High average of 183.78 after bowling week 6
 Low game of 119 on week 3 Low series of 436 on week 7 Low average of 166.33 after bowling week 3

High Scores by Game
 Game #1: 225 on week 4 Game #2: 234 on week 6 Game #3: 212 on week 5



Note: This report includes information through October 31 which is Week 11 of 34

LOGAN HARRISON's Bowling Record - Team 13: LUCKY TURTLE 13

Week No.	Bowling Date	Old Avg	Old HDCP	-1-	-2-	-3-	Total	HDCP Total	Pins	Gms	---Average Change---			High Game	High Sers	HDCP Game	HDCP Sers		
											New	Old	+/-						
1	08/22/23	bk199	18	181	203	234	618	672	618	3	206.00	-	0.00	=	206.00	234	618		
2	08/29/23	206	12	215	145	169	529	565	1147	6	191.17	-	206.00	=	-14.83	234	618		
3	09/05/23	191	26	171	162	190	523	601	1670	9	185.56	-	191.17	=	-5.61	234	618		
4	09/12/23	185	31	170	225	224	619	712	2289	12	190.75	-	185.56	=	5.19	234	619		
5	09/19/23	190	27	215	187	198	600	681	2889	15	192.60	-	190.75	=	1.85	234	619	242	681
6	09/26/23	192	25	193	235	170	598	673	3487	18	193.72	-	192.60	=	1.12	235	619	260	681
7	10/03/23	193	24	195	194	178	567	639	4054	21	193.05	-	193.72	=	-0.67	235	619	260	681
8	10/10/23	193	24	222	204	202	628	700	4682	24	195.08	-	193.05	=	2.04	235	628	260	700
9	10/17/23	195	22	235	213	230	678	744	5360	27	198.52	-	195.08	=	3.44	235	678	260	744
10	10/24/23	198	19	181	224	169	574	631	5934	30	197.80	-	198.52	=	-0.72	235	678	260	744
11	10/31/23	197	20	176	185	223	584	644	6518	33	197.52	-	197.80	=	-0.28	235	678	260	744

End of 1st part

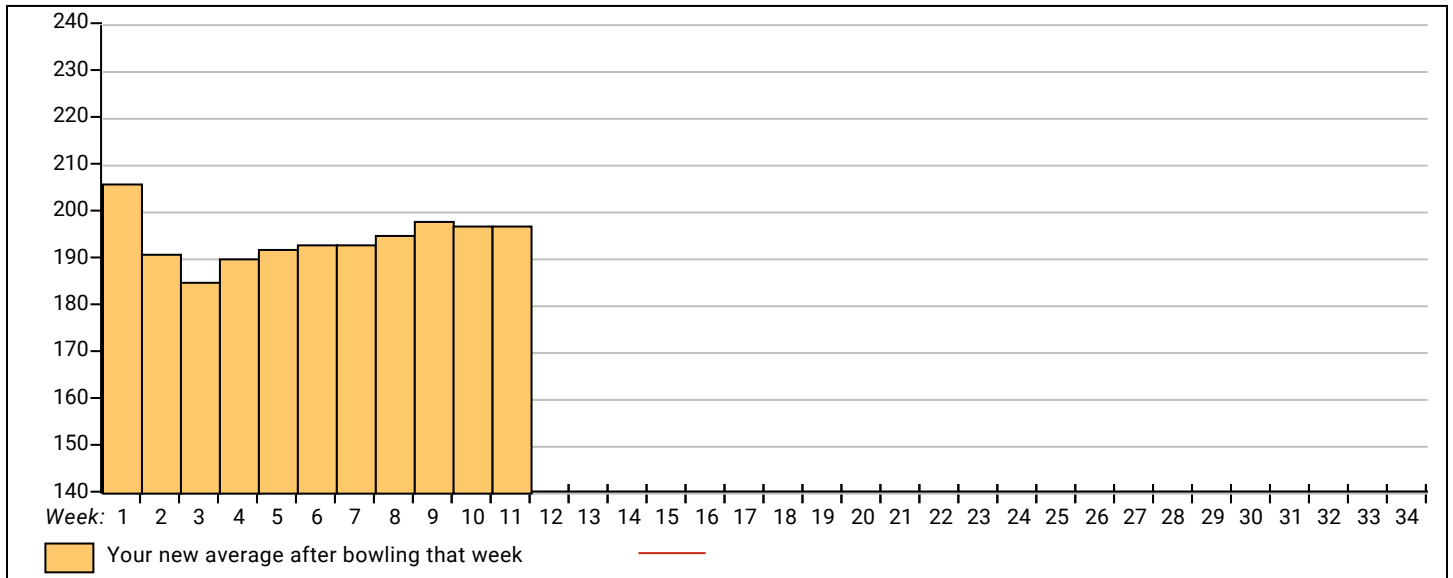


<u><100</u>	<u>100's</u>	<u>125's</u>	<u>150's</u>	<u>175's</u>	<u>200's</u>	<u>225's</u>	<u>250's</u>	<u>275's</u>	<u>300's</u>
		1	6	11	10	5			
<u><400</u>	<u>400's</u>	<u>450's</u>	<u>500's</u>	<u>550's</u>	<u>600's</u>	<u>650's</u>	<u>700's</u>	<u>750's</u>	<u>800's</u>
			2	4	4	1			
			<u>Avg of Game 1</u>	<u>Avg of Game 2</u>	<u>Avg of Game 3</u>				
			195.82	197.91	198.82				

High game of 235 on week 6 High series of 678 on week 9 High average of 206.00 after bowling week 1
 Low game of 145 on week 2 Low series of 523 on week 3 Low average of 185.56 after bowling week 3

High Scores by Game

Game #1: 235 on week 9 Game #2: 235 on week 6 Game #3: 234 on week 1



Note: This report includes information through October 31 which is Week 11 of 34

BRAYDON JONES's Bowling Record - Team 13: LUCKY TURTLE 13

Week No.	Bowling Date	Old Avg	Old HDCP	-1-	-2-	-3-	Total	HDCP Total	Pins	Gms	---Average Change---			High Game	High Sers	HDCP Game	HDCP Sers	
											New	Old	+/-					
1	08/22/23	196	21	227	194	167	588	651	588	3	196.00	-	0.00	=	196.00	227	588	
2	08/29/23	196	21	a186	a186	a186	558	621	588	3	196.00	-	196.00	=	0.00	227	588	
3	09/05/23	196	21	a186	a186	a186	558	621	588	3	196.00	-	196.00	=	0.00	227	588	
4	09/12/23	196	21	194	183	148	525	588	1113	6	185.50	-	196.00	=	-10.50	227	588	
5	09/19/23	185	31	212	192	181	585	678	1698	9	188.67	-	185.50	=	3.17	227	588	
6	09/26/23	188	28	202	217	171	590	674	2288	12	190.67	-	188.67	=	2.00	227	590	
7	10/03/23	190	27	192	209	184	585	666	2873	15	191.53	-	190.67	=	0.87	227	590	236
8	10/10/23	191	26	193	211	180	584	662	3457	18	192.06	-	191.53	=	0.52	227	590	237
9	10/17/23	192	25	203	198	166	567	642	4024	21	191.62	-	192.06	=	-0.44	227	590	237
10	10/24/23	191	26	193	190	135	518	596	4542	24	189.25	-	191.62	=	-2.37	227	590	237
11	10/31/23	189	27	205	233	245	683	764	5225	27	193.52	-	189.25	=	4.27	245	683	272

End of 1st part

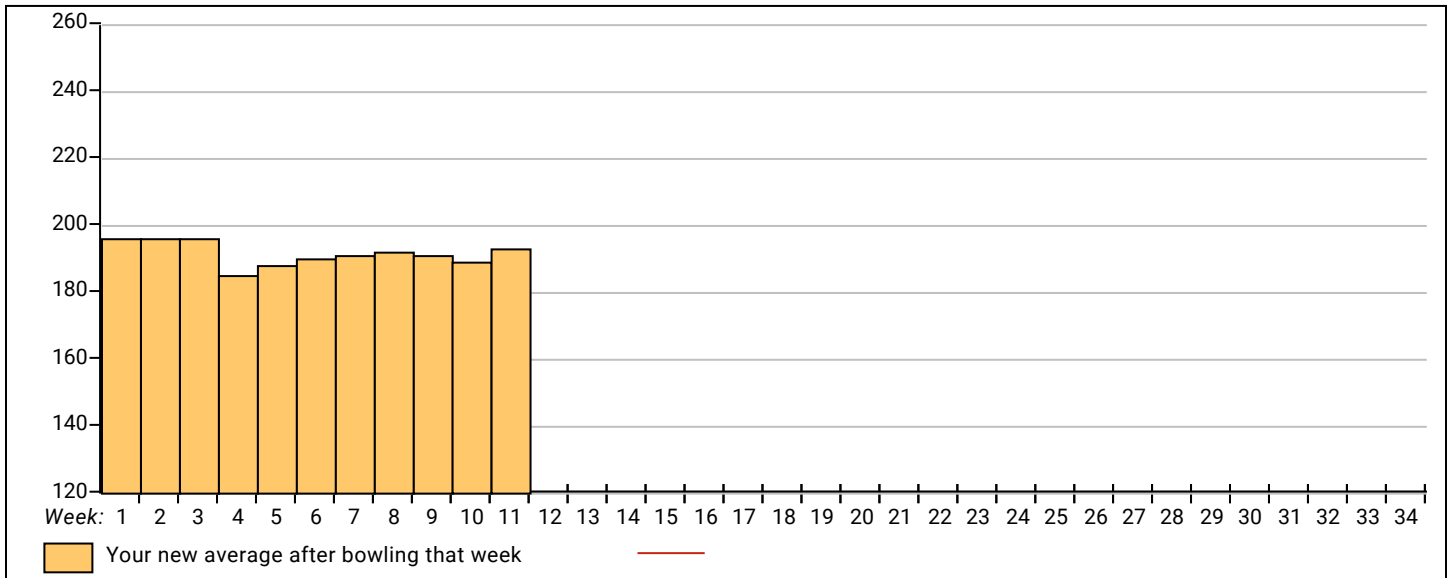


<u><100</u>	<u>100's</u>	<u>125's</u>	<u>150's</u>	<u>175's</u>	<u>200's</u>	<u>225's</u>	<u>250's</u>	<u>275's</u>	<u>300's</u>
		2	3	12	7	3			
<u><400</u>	<u>400's</u>	<u>450's</u>	<u>500's</u>	<u>550's</u>	<u>600's</u>	<u>650's</u>	<u>700's</u>	<u>750's</u>	<u>800's</u>
			2	6		1			
			<u>Avg of Game 1</u>	<u>Avg of Game 2</u>	<u>Avg of Game 3</u>				
			202.33	203.00	175.22				

High game of 245 on week 11 High series of 683 on week 11 High average of 196.00 after bowling week 1
 Low game of 135 on week 10 Low series of 518 on week 10 Low average of 185.50 after bowling week 4

High Scores by Game

Game #1: 227 on week 1 Game #2: 233 on week 11 Game #3: 245 on week 11



Note: This report includes information through October 31 which is Week 11 of 34

KELLY STEVENS's Bowling Record - Team 13: LUCKY TURTLE 13

Week No.	Bowling Date	Old Avg	Old HDCP	-1-	-2-	-3-	Total	HDCP Total	Pins	Gms	---Average Change---			High Game	High Sers	HDCP Game	HDCP Sers		
											New	Old	+/-						
1	08/22/23	bk208	10	190	176	158	524	554	524	3	174.67	-	0.00	=	174.67	190	524		
2	08/29/23	174	41	215	201	198	614	737	1138	6	189.67	-	174.67	=	15.00	215	614		
3	09/05/23	189	27	190	189	168	547	628	1685	9	187.22	-	189.67	=	-2.44	215	614		
4	09/12/23	187	29	220	184	184	588	675	2273	12	189.42	-	187.22	=	2.19	220	614		
5	09/19/23	189	27	171	197	235	603	684	2876	15	191.73	-	189.42	=	2.32	235	614	262	684
6	09/26/23	191	26	216	194	213	623	701	3499	18	194.39	-	191.73	=	2.66	235	623	262	701
7	10/03/23	194	23	191	199	211	601	670	4100	21	195.24	-	194.39	=	0.85	235	623	262	701
8	10/10/23	195	0				0	0	4100	21	195.24	-	195.24	=	0.00	235	623	262	701
9	10/17/23	195	22	255	208	184	647	713	4747	24	197.79	-	195.24	=	2.55	255	647	277	713
10	10/24/23	197	20	199	191	183	573	633	5320	27	197.04	-	197.79	=	-0.75	255	647	277	713
11	10/31/23	197	20	194	161	158	513	573	5833	30	194.43	-	197.04	=	-2.60	255	647	277	713

End of 1st part

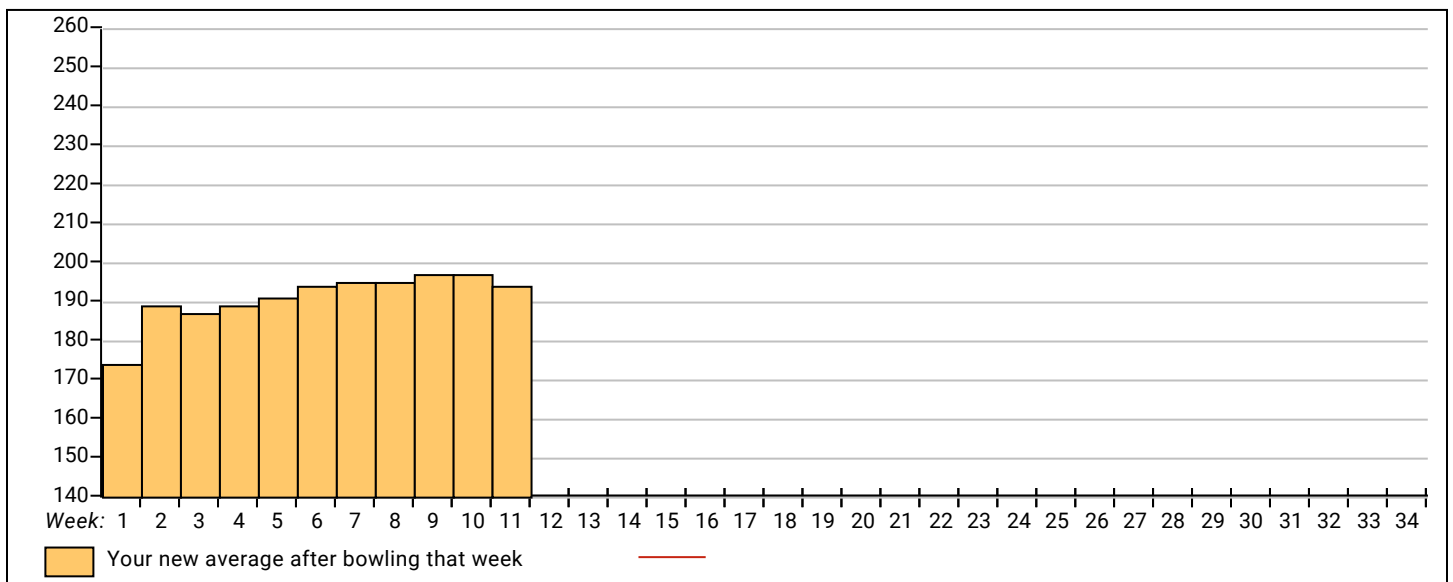


<u><100</u>	<u>100's</u>	<u>125's</u>	<u>150's</u>	<u>175's</u>	<u>200's</u>	<u>225's</u>	<u>250's</u>	<u>275's</u>	<u>300's</u>
			5	16	7	1	1		
<u><400</u>	<u>400's</u>	<u>450's</u>	<u>500's</u>	<u>550's</u>	<u>600's</u>	<u>650's</u>	<u>700's</u>	<u>750's</u>	<u>800's</u>
			3	2	5				

<u>Avg of Game 1</u>	<u>Avg of Game 2</u>	<u>Avg of Game 3</u>
204.10	190.00	189.20

High game of 255 on week 9 High series of 647 on week 9 High average of 197.79 after bowling week 9
 Low game of 158 on week 1 Low series of 513 on week 11 Low average of 174.67 after bowling week 1

High Scores by Game
 Game #1: 255 on week 9 Game #2: 208 on week 9 Game #3: 235 on week 5



Note: This report includes information through October 31 which is Week 11 of 34

BRANDON SIMMONS's Bowling Record - Team 13: LUCKY TURTLE 13

Week No.	Bowling Date	Old Avg	Old HDCP	-1- -2- -3-			Total	HDCP Total	Pins	Gms	---Average Change---			High Game	High Sers	HDCP Game	HDCP Sers
											New - Old	----> +/-					
8	10/10/23	202	16	191	204	213	608	656	608	3	202.67	- 0.00	= 202.67	213	608		
9	10/17/23	202	0				0	0	608	3	202.67	- 202.67	= 0.00	213	608		
10	10/24/23	202	0				0	0	608	3	202.67	- 202.67	= 0.00	213	608		
11	10/31/23	202	16				0	0	608	3	202.67	- 202.67	= 0.00	213	608		

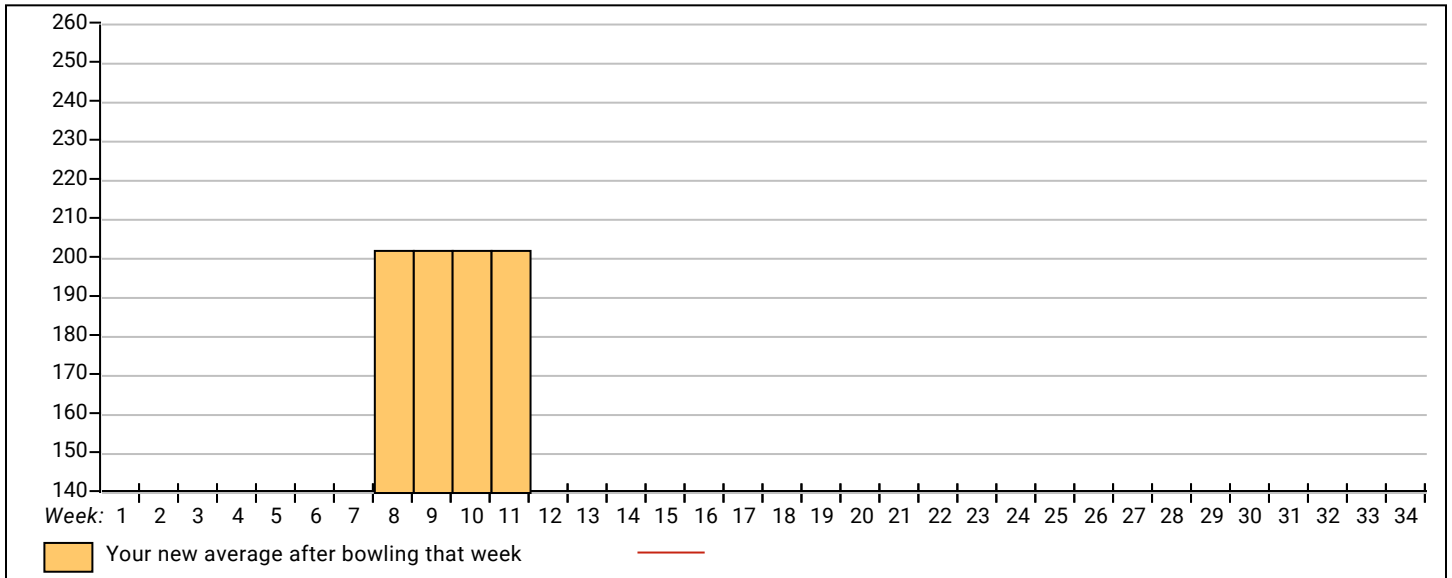
End of 1st part

<u><100</u>	<u>100's</u>	<u>125's</u>	<u>150's</u>	<u>175's</u>	<u>200's</u>	<u>225's</u>	<u>250's</u>	<u>275's</u>	<u>300's</u>
				1	2				
<u><400</u>	<u>400's</u>	<u>450's</u>	<u>500's</u>	<u>550's</u>	<u>600's</u>	<u>650's</u>	<u>700's</u>	<u>750's</u>	<u>800's</u>
					1				
			<u>Avg of Game 1</u>	<u>Avg of Game 2</u>	<u>Avg of Game 3</u>				
			191.00	204.00	213.00				

High game of 213 on week 8 High series of 608 on week 8 High average of 202.67 after bowling week 8
 Low game of 191 on week 8 Low series of 608 on week 8 Low average of 202.67 after bowling week 8

High Scores by Game

Game #1: 191 on week 8 Game #2: 204 on week 8 Game #3: 213 on week 8



Note: This report includes information through October 31 which is Week 11 of 34

BOBBY WOODRUFF's Bowling Record - Team 14: OVER THE HILL

Week No.	Bowling Date	Old Avg	Old HDCP	-1-	-2-	-3-	Total	HDCP Total	Pins	Gms	---Average Change---			High Game	High Sers	HDCP Game	HDCP Sers		
											New	Old	+/-						
1	08/22/23	162	52	163	144	180	487	643	487	3	162.33	-	0.00	=	162.33	180	487		
2	08/29/23	162	52	156	159	117	432	588	919	6	153.17	-	162.33	=	-9.17	180	487		
3	09/05/23	153	60	184	192	165	541	721	1460	9	162.22	-	153.17	=	9.06	192	541		
4	09/12/23	162	52	172	148	175	495	651	1955	12	162.92	-	162.22	=	0.69	192	541		
5	09/19/23	162	52	202	180	191	573	729	2528	15	168.53	-	162.92	=	5.62	202	573	254	729
6	09/26/23	168	46	140	149	166	455	593	2983	18	165.72	-	168.53	=	-2.81	202	573	254	729
7	10/03/23	165	49	166	146	172	484	631	3467	21	165.10	-	165.72	=	-0.63	202	573	254	729
8	10/10/23	165	49	225	163	169	557	704	4024	24	167.67	-	165.10	=	2.57	225	573	274	729
9	10/17/23	167	47	189	246	148	583	724	4607	27	170.63	-	167.67	=	2.96	246	583	293	729
10	10/24/23	170	45	184	226	173	583	718	5190	30	173.00	-	170.63	=	2.37	246	583	293	729
11	10/31/23	173	42	222	223	174	619	745	5809	33	176.03	-	173.00	=	3.03	246	619	293	745

End of 1st part

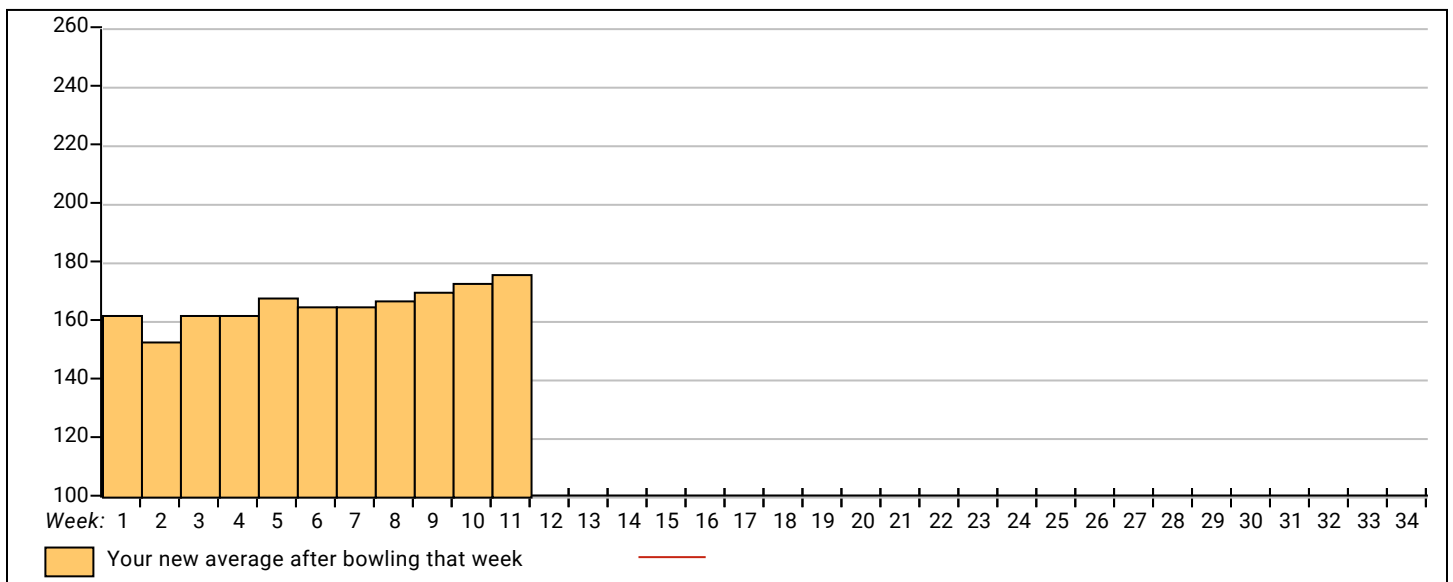


<u><100</u>	<u>100's</u>	<u>125's</u>	<u>150's</u>	<u>175's</u>	<u>200's</u>	<u>225's</u>	<u>250's</u>	<u>275's</u>	<u>300's</u>
	1	6	12	8	3	3			
<u><400</u>	<u>400's</u>	<u>450's</u>	<u>500's</u>	<u>550's</u>	<u>600's</u>	<u>650's</u>	<u>700's</u>	<u>750's</u>	<u>800's</u>
	1	4	1	4	1				

<u>Avg of Game 1</u>	<u>Avg of Game 2</u>	<u>Avg of Game 3</u>
182.09	179.64	166.36

High game of 246 on week 9 High series of 619 on week 11 High average of 176.03 after bowling week 11
 Low game of 117 on week 2 Low series of 432 on week 2 Low average of 153.17 after bowling week 2

High Scores by Game
 Game #1: 225 on week 8 Game #2: 246 on week 9 Game #3: 191 on week 5



Note: This report includes information through October 31 which is Week 11 of 34

DON MCLEMORE's Bowling Record - Team 14: OVER THE HILL

Week No.	Bowling Date	Old Avg	Old HDCP	-1-	-2-	-3-	Total	HDCP Total	Pins	Gms	---Average Change---			High Game	High Sers	HDCP Game	HDCP Sers		
											New	Old	+/-						
1	08/22/23	bk176	39	168	189	157	514	631	514	3	171.33	-	0.00	=	171.33	189	514		
2	08/29/23	171	44	181	150	202	533	665	1047	6	174.50	-	171.33	=	3.17	202	533		
3	09/05/23	174	41	157	172	234	563	686	1610	9	178.89	-	174.50	=	4.39	234	563		
4	09/12/23	178	37	140	193	161	494	605	2104	12	175.33	-	178.89	=	-3.56	234	563		
5	09/19/23	175	40	171	224	134	529	649	2633	15	175.53	-	175.33	=	0.20	234	563	264	649
6	09/26/23	175	40	148	159	134	441	561	3074	18	170.78	-	175.53	=	-4.76	234	563	264	649
7	10/03/23	170	45	171	148	136	455	590	3529	21	168.05	-	170.78	=	-2.73	234	563	264	649
8	10/10/23	168	46	162	165	173	500	638	4029	24	167.88	-	168.05	=	-0.17	234	563	264	649
9	10/17/23	167	47	169	171	145	485	626	4514	27	167.19	-	167.88	=	-0.69	234	563	264	649
10	10/24/23	167	47	173	150	184	507	648	5021	30	167.37	-	167.19	=	0.18	234	563	264	649
11	10/31/23	167	47	126	160	213	499	640	5520	33	167.27	-	167.37	=	-0.09	234	563	264	649

End of 1st part

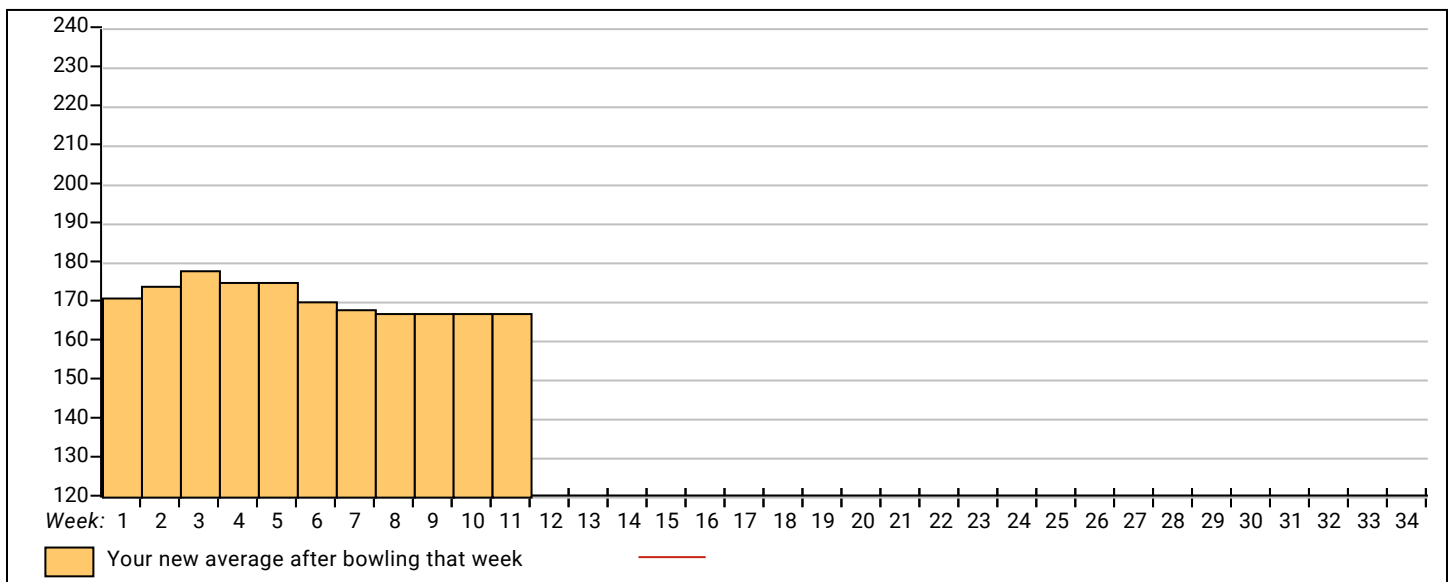


<u><100</u>	<u>100's</u>	<u>125's</u>	<u>150's</u>	<u>175's</u>	<u>200's</u>	<u>225's</u>	<u>250's</u>	<u>275's</u>	<u>300's</u>
		8	17	4	3	1			
<u><400</u>	<u>400's</u>	<u>450's</u>	<u>500's</u>	<u>550's</u>	<u>600's</u>	<u>650's</u>	<u>700's</u>	<u>750's</u>	<u>800's</u>
	1	4	5	1					

<u>Avg of Game 1</u>	<u>Avg of Game 2</u>	<u>Avg of Game 3</u>
160.55	171.00	170.27

High game of 234 on week 3 High series of 563 on week 3 High average of 178.89 after bowling week 3
 Low game of 126 on week 11 Low series of 441 on week 6 Low average of 167.19 after bowling week 9

High Scores by Game
 Game #1: 181 on week 2 Game #2: 224 on week 5 Game #3: 234 on week 3



Note: This report includes information through October 31 which is Week 11 of 34

DEREK DODD's Bowling Record - Team 14: OVER THE HILL

Week No.	Bowling Date	Old Avg	Old HDCP	-1-	-2-	-3-	Total	HDCP Total	Pins	Gms	---Average Change---			High Game	High Sers	HDCP Game	HDCP Sers		
											New	Old	+/-						
1	08/22/23	bk192	25	203	168	166	537	612	537	3	179.00	-	0.00	=	179.00	203	537		
2	08/29/23	179	36	181	185	170	536	644	1073	6	178.83	-	179.00	=	-0.17	203	537		
3	09/05/23	178	37	205	188	159	552	663	1625	9	180.56	-	178.83	=	1.72	205	552		
4	09/12/23	180	36	153	195	217	565	673	2190	12	182.50	-	180.56	=	1.94	217	565		
5	09/19/23	182	34	135	172	215	522	624	2712	15	180.80	-	182.50	=	-1.70	217	565	249	624
6	09/26/23	180	36	197	186	166	549	657	3261	18	181.17	-	180.80	=	0.37	217	565	249	657
7	10/03/23	181	35	188	202	189	579	684	3840	21	182.86	-	181.17	=	1.69	217	579	249	684
8	10/10/23	182	34	a172	a172	a172	516	618	3840	21	182.86	-	182.86	=	0.00	217	579	249	684
9	10/17/23	182	34	209	175	204	588	690	4428	24	184.50	-	182.86	=	1.64	217	588	249	690
10	10/24/23	184	32	169	200	204	573	669	5001	27	185.22	-	184.50	=	0.72	217	588	249	690
11	10/31/23	185	31	196	178	189	563	656	5564	30	185.47	-	185.22	=	0.24	217	588	249	690

End of 1st part



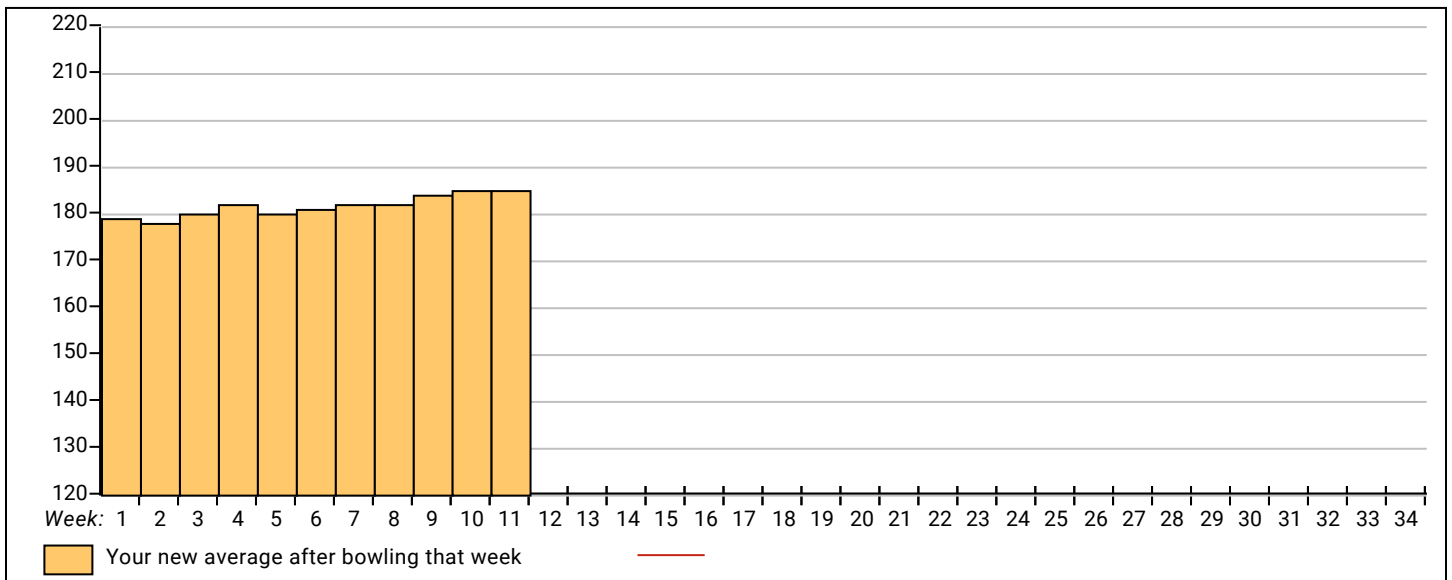
<u><100</u>	<u>100's</u>	<u>125's</u>	<u>150's</u>	<u>175's</u>	<u>200's</u>	<u>225's</u>	<u>250's</u>	<u>275's</u>	<u>300's</u>
		1	8	12	9				
<u><400</u>	<u>400's</u>	<u>450's</u>	<u>500's</u>	<u>550's</u>	<u>600's</u>	<u>650's</u>	<u>700's</u>	<u>750's</u>	<u>800's</u>
			4	6					

<u>Avg of Game 1</u>	<u>Avg of Game 2</u>	<u>Avg of Game 3</u>
183.60	184.90	187.90

High game of 217 on week 4 High series of 588 on week 9 High average of 185.47 after bowling week 11
 Low game of 135 on week 5 Low series of 522 on week 5 Low average of 178.83 after bowling week 2

High Scores by Game

Game #1: 209 on week 9 Game #2: 202 on week 7 Game #3: 217 on week 4



Note: This report includes information through October 31 which is Week 11 of 34

BRYAN CALDWELL's Bowling Record - Team 14: OVER THE HILL

Week No.	Bowling Date	Old Avg	Old HDCP	-1-	-2-	-3-	Total	HDCP Total	Pins	Gms	---Average Change---			High Game	High Sers	HDCP Game	HDCP Sers	
											New	Old	+/-					
1	08/22/23	bk207	11	232	184	222	638	671	638	3	212.67	-	0.00	=	212.67	232	638	
2	08/29/23	212	7	166	196	210	572	593	1210	6	201.67	-	212.67	=	-11.00	232	638	
3	09/05/23	201	17	225	205	198	628	679	1838	9	204.22	-	201.67	=	2.56	232	638	
4	09/12/23	204	14	213	181	256	650	692	2488	12	207.33	-	204.22	=	3.11	256	650	
5	09/19/23	207	11	190	245	201	636	669	3124	15	208.27	-	207.33	=	0.93	256	650	256 669
6	09/26/23	208	10	183	162	166	511	541	3635	18	201.94	-	208.27	=	-6.32	256	650	256 669
7	10/03/23	201	17	202	204	193	599	650	4234	21	201.62	-	201.94	=	-0.33	256	650	256 669
8	10/10/23	201	17	239	187	161	587	638	4821	24	200.88	-	201.62	=	-0.74	256	650	256 669
9	10/17/23	200	18	204	180	226	610	664	5431	27	201.15	-	200.88	=	0.27	256	650	256 669
10	10/24/23	201	17	208	247	183	638	689	6069	30	202.30	-	201.15	=	1.15	256	650	264 689
11	10/31/23	202	16	200	215	227	642	690	6711	33	203.36	-	202.30	=	1.06	256	650	264 690

End of 1st part

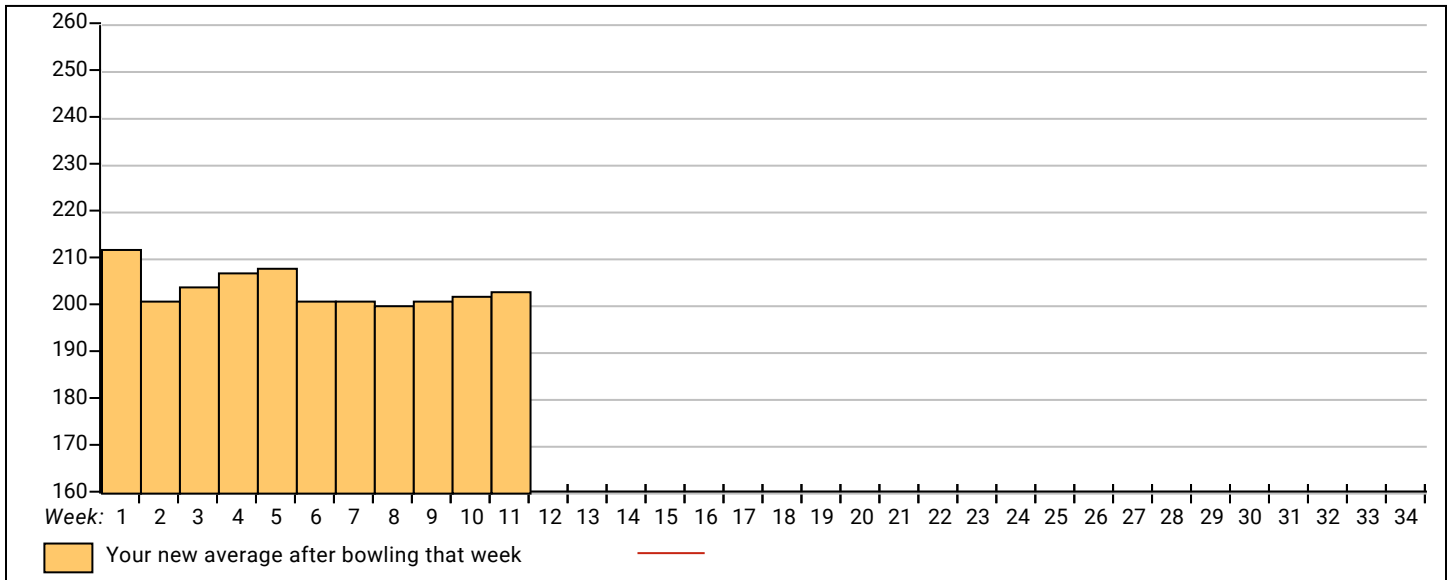


<u><100</u>	<u>100's</u>	<u>125's</u>	<u>150's</u>	<u>175's</u>	<u>200's</u>	<u>225's</u>	<u>250's</u>	<u>275's</u>	<u>300's</u>
			4	10	11	7	1		
<u><400</u>	<u>400's</u>	<u>450's</u>	<u>500's</u>	<u>550's</u>	<u>600's</u>	<u>650's</u>	<u>700's</u>	<u>750's</u>	<u>800's</u>
			1	3	6	1			
			<u>Avg of Game 1</u>	<u>Avg of Game 2</u>	<u>Avg of Game 3</u>				
			205.64	200.55	203.91				

High game of 256 on week 4 High series of 650 on week 4 High average of 212.67 after bowling week 1
 Low game of 161 on week 8 Low series of 511 on week 6 Low average of 200.88 after bowling week 8

High Scores by Game

Game #1: 239 on week 8 Game #2: 247 on week 10 Game #3: 256 on week 4



Note: This report includes information through October 31 which is Week 11 of 34

ANTHONY BERRY's Bowling Record - Team 14: OVER THE HILL

Week No.	Bowling Date	Old Avg	Old HDCP	-1-	-2-	-3-	Total	HDCP Total	Pins	Gms	---Average Change---			High Game	High Sers	HDCP Game	HDCP Sers		
											New	Old	---> +/-						
1	08/22/23	bk195	22	134	177	179	490	556	490	3	163.33	-	0.00	=	163.33	179	490		
2	08/29/23	163	51	203	203	245	651	804	1141	6	190.17	-	163.33	=	26.83	245	651		
3	09/05/23	190	27	244	194	246	684	765	1825	9	202.78	-	190.17	=	12.61	246	684		
4	09/12/23	202	16	158	189	211	558	606	2383	12	198.58	-	202.78	=	-4.19	246	684		
5	09/19/23	198	19	214	203	173	590	647	2973	15	198.20	-	198.58	=	-0.38	246	684	233	647
6	09/26/23	198	19	179	177	180	536	593	3509	18	194.94	-	198.20	=	-3.26	246	684	233	647
7	10/03/23	194	23	188	244	184	616	685	4125	21	196.43	-	194.94	=	1.48	246	684	267	685
8	10/10/23	196	21	a186	a186	a186	558	621	4125	21	196.43	-	196.43	=	0.00	246	684	267	685
9	10/17/23	196	21	172	134	207	513	576	4638	24	193.25	-	196.43	=	-3.18	246	684	267	685
10	10/24/23	193	24	208	256	192	656	728	5294	27	196.07	-	193.25	=	2.82	256	684	280	728
11	10/31/23	196	21	a186	a186	a186	558	621	5294	27	196.07	-	196.07	=	0.00	256	684	280	728

End of 1st part



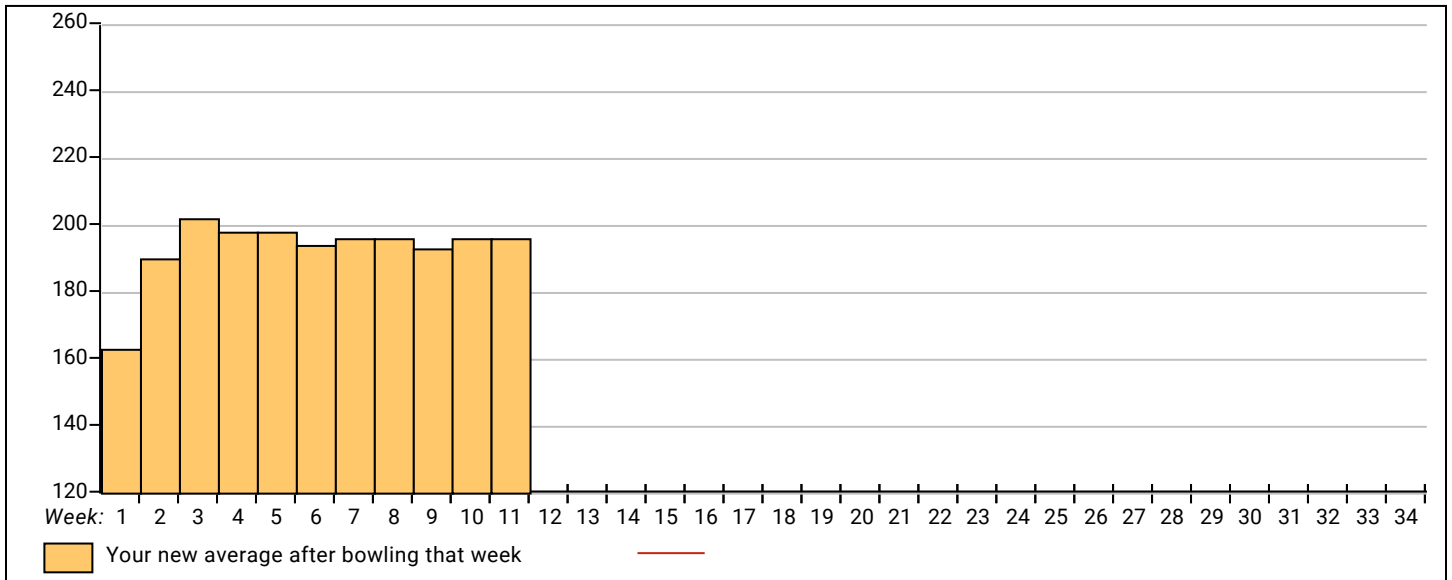
<u><100</u>	<u>100's</u>	<u>125's</u>	<u>150's</u>	<u>175's</u>	<u>200's</u>	<u>225's</u>	<u>250's</u>	<u>275's</u>	<u>300's</u>
		2	3	10	7	4	1		
<u><400</u>	<u>400's</u>	<u>450's</u>	<u>500's</u>	<u>550's</u>	<u>600's</u>	<u>650's</u>	<u>700's</u>	<u>750's</u>	<u>800's</u>
		1	2	2	1	3			

<u>Avg of Game 1</u>	<u>Avg of Game 2</u>	<u>Avg of Game 3</u>
188.89	197.44	201.89

High game of 256 on week 10 High series of 684 on week 3 High average of 202.78 after bowling week 3
 Low game of 134 on week 1 Low series of 490 on week 1 Low average of 163.33 after bowling week 1

High Scores by Game

Game #1: 244 on week 3 Game #2: 256 on week 10 Game #3: 246 on week 3



Note: This report includes information through October 31 which is Week 11 of 34

JUDY JOHNSTON's Bowling Record - Team 15: FABCO

Week No.	Bowling Date	Old Avg	Old HDCP	-			Total	HDCP Total	Pins	Gms	---Average Change---			High Game	High Sers	HDCP Game	HDCP Sers		
				-1-	-2-	-3-					New	Old	---> +/-						
1	08/22/23	bk126	84	127	122	153	402	654	402	3	134.00	-	0.00	=	134.00	153	402		
2	08/29/23	134	77	94	156	95	345	576	747	6	124.50	-	134.00	=	-9.50	156	402		
3	09/05/23	124	86	115	122	145	382	640	1129	9	125.44	-	124.50	=	0.94	156	402		
4	09/12/23	125	85	149	153	136	438	693	1567	12	130.58	-	125.44	=	5.14	156	438		
5	09/19/23	130	0				0	0	1567	12	130.58	-	130.58	=	0.00	156	438		
6	09/26/23	130	0				0	0	1567	12	130.58	-	130.58	=	0.00	156	438		
7	10/03/23	130	0				0	0	1567	12	130.58	-	130.58	=	0.00	156	438		
8	10/10/23	130	81	132	158	123	413	656	1980	15	132.00	-	130.58	=	1.42	158	438	239	656
9	10/17/23	132	79	134	134	98	366	603	2346	18	130.33	-	132.00	=	-1.67	158	438	239	656
10	10/24/23	130	81	155	104	124	383	626	2729	21	129.95	-	130.33	=	-0.38	158	438	239	656
11	10/31/23	129	81	137	105	117	359	602	3088	24	128.67	-	129.95	=	-1.29	158	438	239	656

End of 1st part



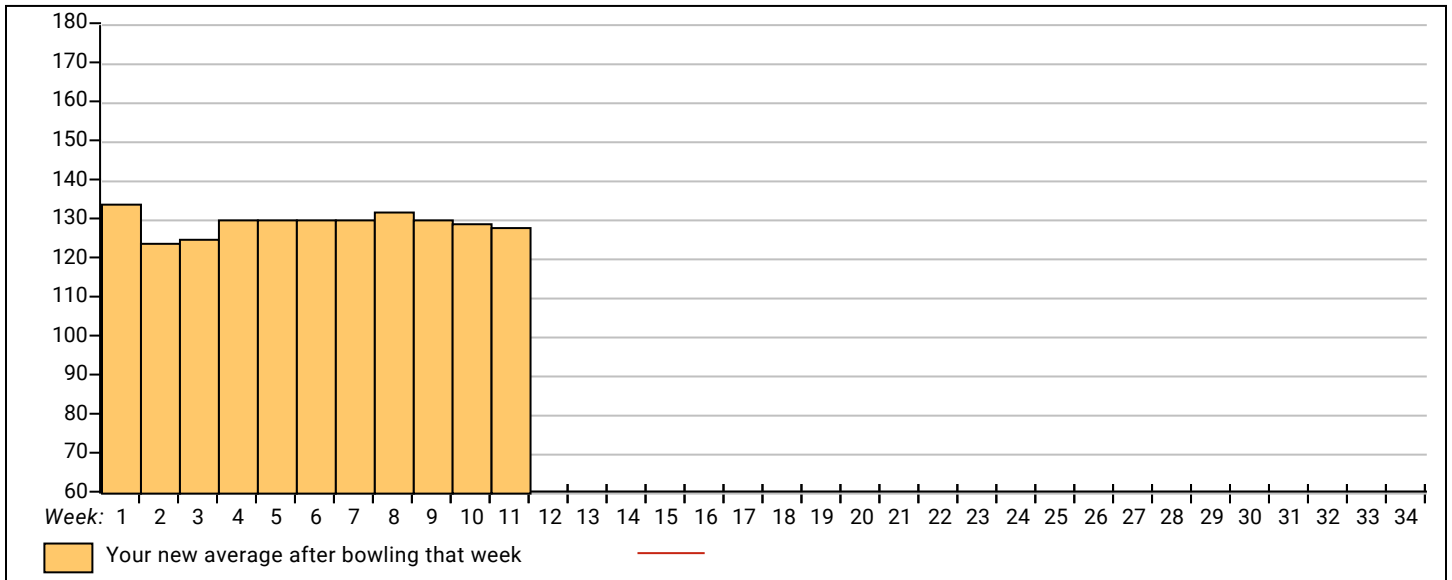
<u><100</u>	<u>100's</u>	<u>125's</u>	<u>150's</u>	<u>175's</u>	<u>200's</u>	<u>225's</u>	<u>250's</u>	<u>275's</u>	<u>300's</u>
3	8	8	5						
<u><400</u>	<u>400's</u>	<u>450's</u>	<u>500's</u>	<u>550's</u>	<u>600's</u>	<u>650's</u>	<u>700's</u>	<u>750's</u>	<u>800's</u>
5	3								

<u>Avg of Game 1</u>	<u>Avg of Game 2</u>	<u>Avg of Game 3</u>
130.38	131.75	123.88

High game of 158 on week 8 High series of 438 on week 4 High average of 134.00 after bowling week 1
 Low game of 94 on week 2 Low series of 345 on week 2 Low average of 124.50 after bowling week 2

High Scores by Game

Game #1: 155 on week 10 Game #2: 158 on week 8 Game #3: 153 on week 1



Note: This report includes information through October 31 which is Week 11 of 34

JIM JOHNSTON's Bowling Record - Team 15: FABCO

Week No.	Bowling Date	Old Avg	Old HDCP	Old			Total	HDCP Total	Pins		Gms	---Average Change---			High Game	High Sers	HDCP Game	HDCP Sers		
				-1-	-2-	-3-			New	Old		----> +/-								
1	08/22/23	bk168	46	a158	a158	a158	474	612	0	0		-	0.00	=	0.00	0	0			
2	08/29/23	bk168	46	135	151	156	442	580	442	3		147.33	-	0.00	=	147.33	156	442		
3	09/05/23	147	65	151	147	166	464	659	906	6		151.00	-	147.33	=	3.67	166	464		
4	09/12/23	151	62	153	145	179	477	663	1383	9		153.67	-	151.00	=	2.67	179	477		
5	09/19/23	153	60	145	104	150	399	579	1782	12		148.50	-	153.67	=	-5.17	179	477		
6	09/26/23	148	64	160	160	113	433	625	2215	15		147.67	-	148.50	=	-0.83	179	477	224	625
7	10/03/23	147	65	143	136	159	438	633	2653	18		147.39	-	147.67	=	-0.28	179	477	224	633
8	10/10/23	147	65	132	165	153	450	645	3103	21		147.76	-	147.39	=	0.37	179	477	230	645
9	10/17/23	147	65	137	145	162	444	639	3547	24		147.79	-	147.76	=	0.03	179	477	230	645
10	10/24/23	147	65	151	157	163	471	666	4018	27		148.81	-	147.79	=	1.02	179	477	230	666
11	10/31/23	148	64	148	162	179	489	681	4507	30		150.23	-	148.81	=	1.42	179	489	243	681

End of 1st part



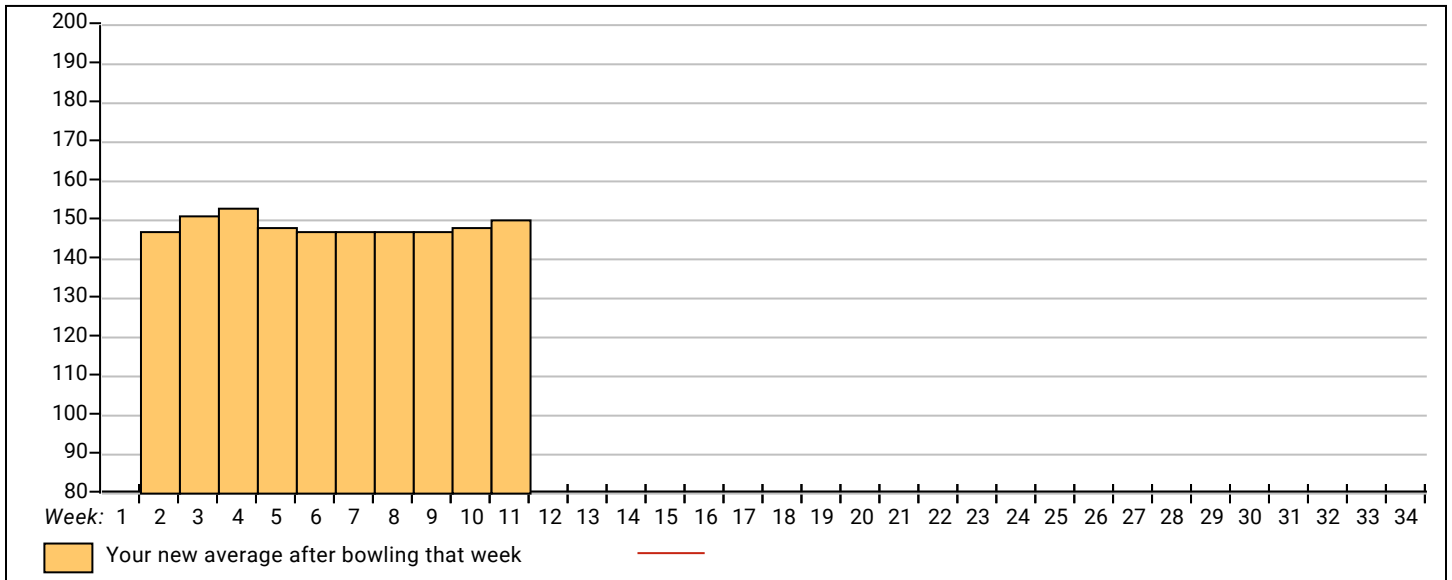
<u><100</u>	<u>100's</u>	<u>125's</u>	<u>150's</u>	<u>175's</u>	<u>200's</u>	<u>225's</u>	<u>250's</u>	<u>275's</u>	<u>300's</u>
	2	10	16	2					
<u><400</u>	<u>400's</u>	<u>450's</u>	<u>500's</u>	<u>550's</u>	<u>600's</u>	<u>650's</u>	<u>700's</u>	<u>750's</u>	<u>800's</u>
1	4	5							

<u>Avg of Game 1</u>	<u>Avg of Game 2</u>	<u>Avg of Game 3</u>
145.50	147.20	158.00

High game of 179 on week 4 High series of 489 on week 11 High average of 153.67 after bowling week 4
 Low game of 104 on week 5 Low series of 399 on week 5 Low average of 147.33 after bowling week 2

High Scores by Game

Game #1: 160 on week 6 Game #2: 165 on week 8 Game #3: 179 on week 4



Note: This report includes information through October 31 which is Week 11 of 34

JIMMY WILSON's Bowling Record - Team 15: FABCO

Week No.	Bowling Date	Old Avg	Old HDCP	-1-	-2-	-3-	Total	HDCP Total	Pins	Gms	---Average Change---			High Game	High Sers	HDCP Game	HDCP Sers		
											New	Old	---> +/-						
1	08/22/23	bk176	39	135	162	162	459	576	459	3	153.00	-	0.00	=	153.00	162	459		
2	08/29/23	153	60	189	180	138	507	687	966	6	161.00	-	153.00	=	8.00	189	507		
3	09/05/23	161	53	164	146	178	488	647	1454	9	161.56	-	161.00	=	0.56	189	507		
4	09/12/23	161	53	144	110	139	393	552	1847	12	153.92	-	161.56	=	-7.64	189	507		
5	09/19/23	153	60	129	191	153	473	653	2320	15	154.67	-	153.92	=	0.75	191	507	251	653
6	09/26/23	154	59	173	178	206	557	734	2877	18	159.83	-	154.67	=	5.17	206	557	265	734
7	10/03/23	159	54	162	187	163	512	674	3389	21	161.38	-	159.83	=	1.55	206	557	265	734
8	10/10/23	161	53	165	228	140	533	692	3922	24	163.42	-	161.38	=	2.04	228	557	281	734
9	10/17/23	163	51	137	146	189	472	625	4394	27	162.74	-	163.42	=	-0.68	228	557	281	734
10	10/24/23	162	52	178	217	172	567	723	4961	30	165.37	-	162.74	=	2.63	228	567	281	734
11	10/31/23	165	49	176	128	149	453	600	5414	33	164.06	-	165.37	=	-1.31	228	567	281	734

End of 1st part



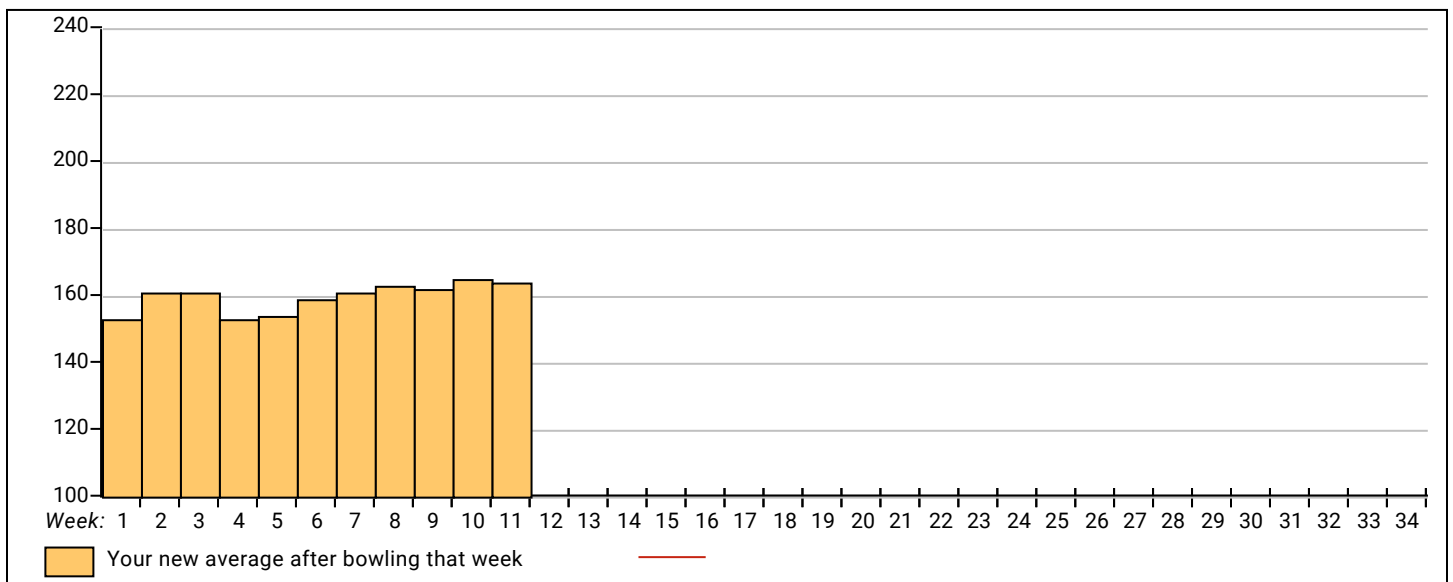
<u><100</u>	<u>100's</u>	<u>125's</u>	<u>150's</u>	<u>175's</u>	<u>200's</u>	<u>225's</u>	<u>250's</u>	<u>275's</u>	<u>300's</u>
	1	11	9	9	2	1			
<u><400</u>	<u>400's</u>	<u>450's</u>	<u>500's</u>	<u>550's</u>	<u>600's</u>	<u>650's</u>	<u>700's</u>	<u>750's</u>	<u>800's</u>
1		5	3	2					

<u>Avg of Game 1</u>	<u>Avg of Game 2</u>	<u>Avg of Game 3</u>
159.27	170.27	162.64

High game of 228 on week 8 High series of 567 on week 10 High average of 165.37 after bowling week 10
 Low game of 110 on week 4 Low series of 393 on week 4 Low average of 153.00 after bowling week 1

High Scores by Game

Game #1: 189 on week 2 Game #2: 228 on week 8 Game #3: 206 on week 6



Note: This report includes information through October 31 which is Week 11 of 34

JUDY ROBERTS's Bowling Record - Team 15: FABCO

Week No.	Bowling Date	Old Avg	Old HDCP	-1-	-2-	-3-	Total	HDCP Total	Pins	Gms	---Average Change---			High Game	High Sers	HDCP Game	HDCP Sers		
											New	Old	+/-						
1	08/22/23	0	0				0	0	0	0	-	0.00	=	0.00	0	0			
2	08/29/23	111	98	111	100	122	333	627	333	3	111.00	-	0.00	=	111.00	122	333		
3	09/05/23	111	98	137	107	109	353	647	686	6	114.33	-	111.00	=	3.33	137	353		
4	09/12/23	114	95	108	116	140	364	649	1050	9	116.67	-	114.33	=	2.33	140	364		
5	09/19/23	116	93	107	116	113	336	615	1386	12	115.50	-	116.67	=	-1.17	140	364		
6	09/26/23	115	94	129	108	153	390	672	1776	15	118.40	-	115.50	=	2.90	153	390	247	672
7	10/03/23	118	91	133	126	135	394	667	2170	18	120.56	-	118.40	=	2.16	153	394	247	672
8	10/10/23	120	90	145	90	162	397	667	2567	21	122.24	-	120.56	=	1.68	162	397	252	672
9	10/17/23	122	88	128	127	103	358	622	2925	24	121.88	-	122.24	=	-0.36	162	397	252	672
10	10/24/23	121	0				0	0	2925	24	121.88	-	121.88	=	0.00	162	397	252	672
11	10/31/23	121	89	109	102	94	305	572	3230	27	119.63	-	121.88	=	-2.25	162	397	252	672

End of 1st part



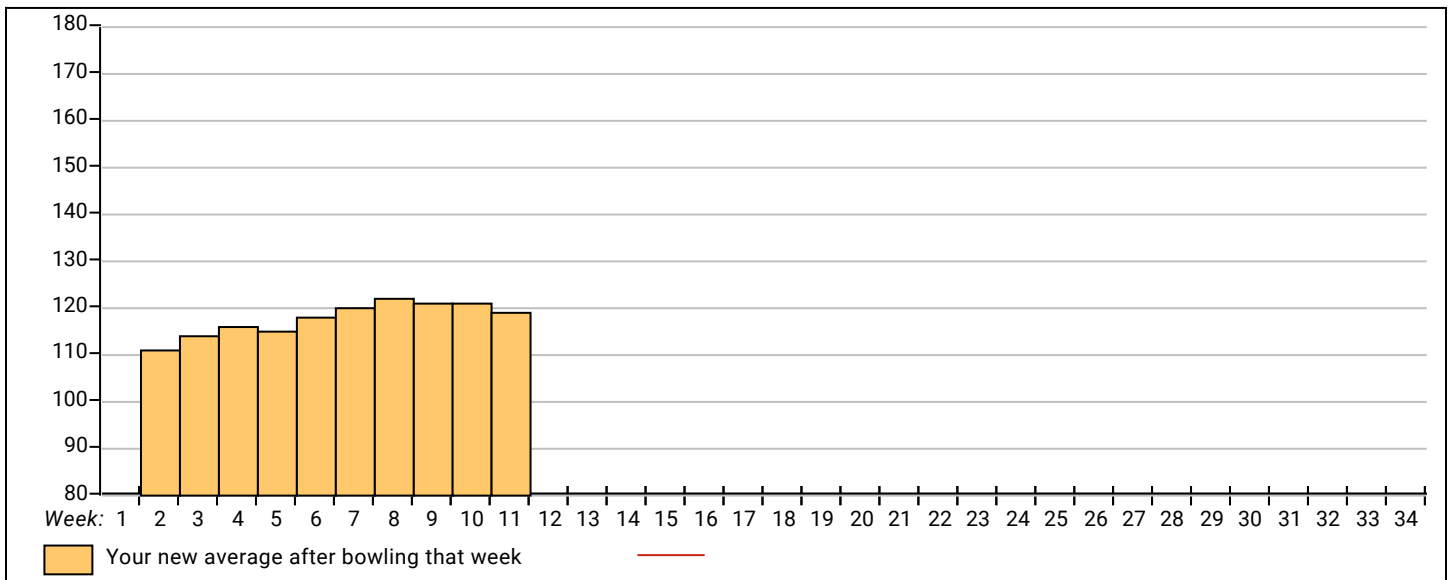
<u><100</u>	<u>100's</u>	<u>125's</u>	<u>150's</u>	<u>175's</u>	<u>200's</u>	<u>225's</u>	<u>250's</u>	<u>275's</u>	<u>300's</u>
2	14	9	2						
<u><400</u>	<u>400's</u>	<u>450's</u>	<u>500's</u>	<u>550's</u>	<u>600's</u>	<u>650's</u>	<u>700's</u>	<u>750's</u>	<u>800's</u>
9									

<u>Avg of Game 1</u>	<u>Avg of Game 2</u>	<u>Avg of Game 3</u>
123.00	110.22	125.67

High game of 162 on week 8 High series of 397 on week 8 High average of 122.24 after bowling week 8
 Low game of 90 on week 8 Low series of 305 on week 11 Low average of 111.00 after bowling week 2

High Scores by Game

Game #1: 145 on week 8 Game #2: 127 on week 9 Game #3: 162 on week 8



Note: This report includes information through October 31 which is Week 11 of 34

MICHAEL WONDERLY's Bowling Record - Team 15: FABCO

Week No.	Bowling Date	Old Avg	Old HDCP	-1-	-2-	-3-	Total	HDCP Total	Pins	Gms	---Average Change---			High Game	High Sers	HDCP Game	HDCP Sers		
											New	Old	+/-						
1	08/22/23	bk195	22	185	159	166	510	576	510	3	170.00	-	0.00	=	170.00	185	510		
2	08/29/23	170	45	190	181	181	552	687	1062	6	177.00	-	170.00	=	7.00	190	552		
3	09/05/23	177	38	195	204	193	592	706	1654	9	183.78	-	177.00	=	6.78	204	592		
4	09/12/23	183	33	179	191	172	542	641	2196	12	183.00	-	183.78	=	-0.78	204	592		
5	09/19/23	183	33	201	193	184	578	677	2774	15	184.93	-	183.00	=	1.93	204	592	234	677
6	09/26/23	184	32	201	240	236	677	773	3451	18	191.72	-	184.93	=	6.79	240	677	272	773
7	10/03/23	191	26	173	196	161	530	608	3981	21	189.57	-	191.72	=	-2.15	240	677	272	773
8	10/10/23	189	27	187	248	204	639	720	4620	24	192.50	-	189.57	=	2.93	248	677	275	773
9	10/17/23	192	25	194	208	151	553	628	5173	27	191.59	-	192.50	=	-0.91	248	677	275	773
10	10/24/23	191	26	199	212	172	583	661	5756	30	191.87	-	191.59	=	0.27	248	677	275	773
11	10/31/23	191	26	214	242	218	674	752	6430	33	194.85	-	191.87	=	2.98	248	677	275	773

End of 1st part



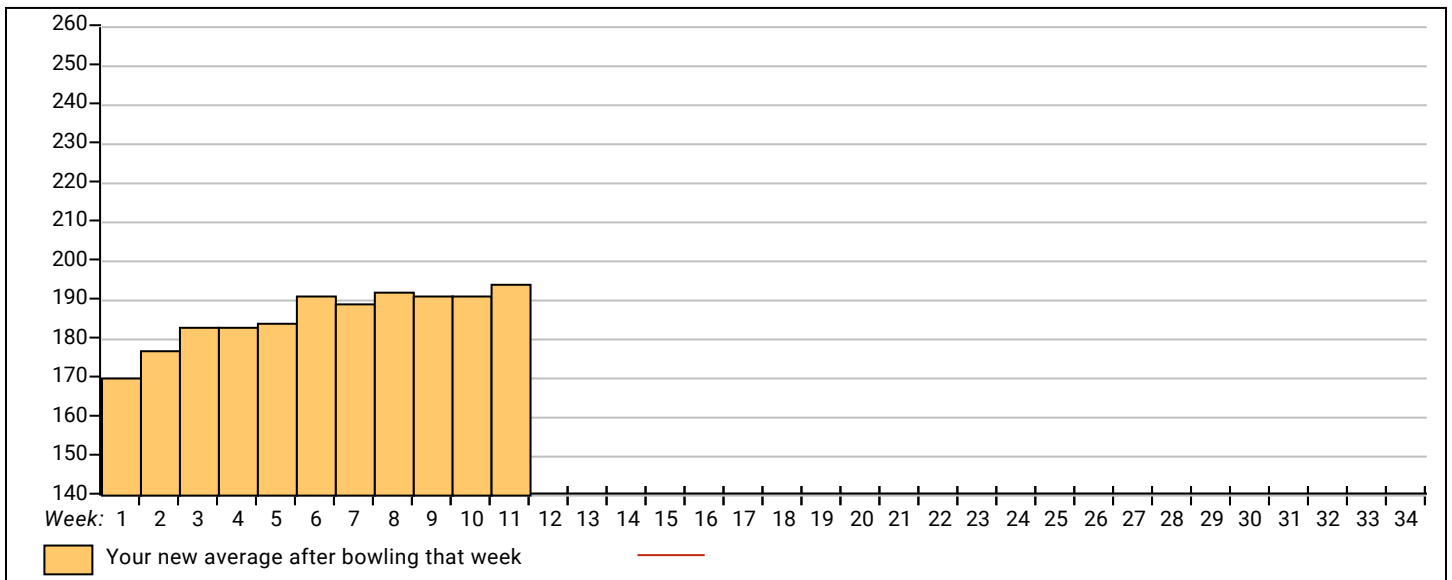
<u><100</u>	<u>100's</u>	<u>125's</u>	<u>150's</u>	<u>175's</u>	<u>200's</u>	<u>225's</u>	<u>250's</u>	<u>275's</u>	<u>300's</u>
			7	14	8	4			
<u><400</u>	<u>400's</u>	<u>450's</u>	<u>500's</u>	<u>550's</u>	<u>600's</u>	<u>650's</u>	<u>700's</u>	<u>750's</u>	<u>800's</u>
			3	5	1	2			

<u>Avg of Game 1</u>	<u>Avg of Game 2</u>	<u>Avg of Game 3</u>
192.55	206.73	185.27

High game of 248 on week 8 High series of 677 on week 6 High average of 194.85 after bowling week 11
 Low game of 151 on week 9 Low series of 510 on week 1 Low average of 170.00 after bowling week 1

High Scores by Game

Game #1: 214 on week 11 Game #2: 248 on week 8 Game #3: 236 on week 6



Note: This report includes information through October 31 which is Week 11 of 34

JAMES WILSON's Bowling Record - Team 15: FABCO

Week No.	Bowling Date	Old Avg	Old HDCP	-1-	-2-	-3-	Total	HDCP Total	Pins	Gms	---Average Change---			High Game	High Sers	HDCP Game	HDCP Sers	
											New	Old	+/-					
1	08/22/23	173	42	156	197	168	521	647	521	3	173.67	-	0.00	=	173.67	197	521	
2	08/29/23	173	0				0	0	521	3	173.67	-	173.67	=	0.00	197	521	
3	09/05/23	173	0				0	0	521	3	173.67	-	173.67	=	0.00	197	521	
4	09/12/23	173	0				0	0	521	3	173.67	-	173.67	=	0.00	197	521	
5	09/19/23	173	42	182	170	213	565	691	1086	6	181.00	-	173.67	=	7.33	213	565	
6	09/26/23	181	35	226	194	157	577	682	1663	9	184.78	-	181.00	=	3.78	226	577	
7	10/03/23	184	32	174	186	170	530	626	2193	12	182.75	-	184.78	=	-2.03	226	577	
8	10/10/23	182	0				0	0	2193	12	182.75	-	182.75	=	0.00	226	577	
9	10/17/23	182	0				0	0	2193	12	182.75	-	182.75	=	0.00	226	577	
10	10/24/23	182	34	205	193	200	598	700	2791	15	186.07	-	182.75	=	3.32	226	598	239 700
11	10/31/23	186	30				0	0	2791	15	186.07	-	186.07	=	0.00	226	598	239 700

End of 1st part

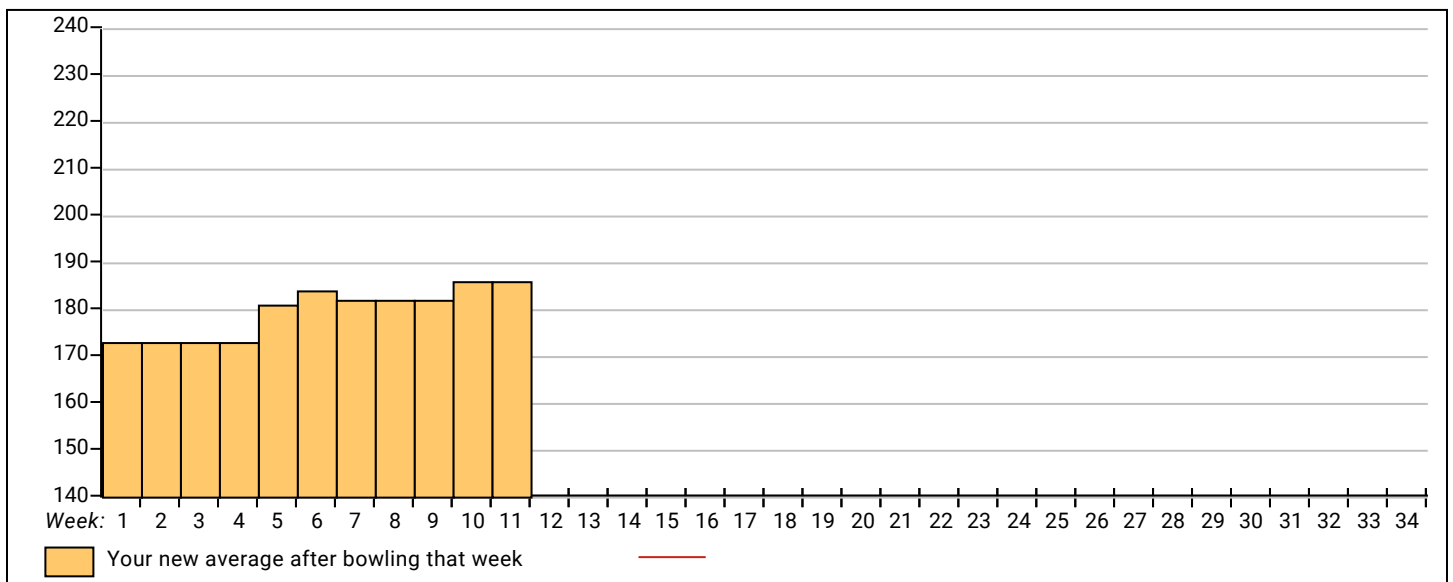


<u><100</u>	<u>100's</u>	<u>125's</u>	<u>150's</u>	<u>175's</u>	<u>200's</u>	<u>225's</u>	<u>250's</u>	<u>275's</u>	<u>300's</u>
			6	5	3	1			
<u><400</u>	<u>400's</u>	<u>450's</u>	<u>500's</u>	<u>550's</u>	<u>600's</u>	<u>650's</u>	<u>700's</u>	<u>750's</u>	<u>800's</u>
			2	3					

<u>Avg of Game 1</u>	<u>Avg of Game 2</u>	<u>Avg of Game 3</u>
188.60	188.00	181.60

High game of 226 on week 6 High series of 598 on week 10 High average of 186.07 after bowling week 10
 Low game of 156 on week 1 Low series of 521 on week 1 Low average of 173.67 after bowling week 1

High Scores by Game
 Game #1: 226 on week 6 Game #2: 197 on week 1 Game #3: 213 on week 5



Tuesday 6:15 PM

Jonesboro Bowling Center

Lanes 1 - 32

Note: This report includes information through October 31 which is Week 11 of 34

BO WEATHERS's Bowling Record - Team 16: BALLZ DEEP

Week No.	Bowling Date	Old Avg	Old HDCP	-			Total	HDCP Total	Pins Gms		---Average Change---			High Game	High Sers	HDCP Game	HDCP Sers		
				-1-	-2-	-3-			New	Old	---> +/-								
1	08/22/23	bk157	56	158	146	107	411	579	411	3	137.00	-	0.00	=	137.00	158	411		
2	08/29/23	137	74	123	157	166	446	668	857	6	142.83	-	137.00	=	5.83	166	446		
3	09/05/23	142	70	153	174	134	461	671	1318	9	146.44	-	142.83	=	3.61	174	461		
4	09/12/23	146	66	176	201	126	503	701	1821	12	151.75	-	146.44	=	5.31	201	503		
5	09/19/23	151	62	124	139	133	396	582	2217	15	147.80	-	151.75	=	-3.95	201	503	201	582
6	09/26/23	147	65	152	153	177	482	677	2699	18	149.94	-	147.80	=	2.14	201	503	242	677
7	10/03/23	149	63	159	161	154	474	663	3173	21	151.10	-	149.94	=	1.15	201	503	242	677
8	10/10/23	151	62	133	130	122	385	571	3558	24	148.25	-	151.10	=	-2.85	201	503	242	677
9	10/17/23	148	64	185	165	150	500	692	4058	27	150.30	-	148.25	=	2.05	201	503	249	692
10	10/24/23	150	63	163	160	140	463	652	4521	30	150.70	-	150.30	=	0.40	201	503	249	692
11	10/31/23	150	63	142	188	128	458	647	4979	33	150.88	-	150.70	=	0.18	201	503	251	692

End of 1st part

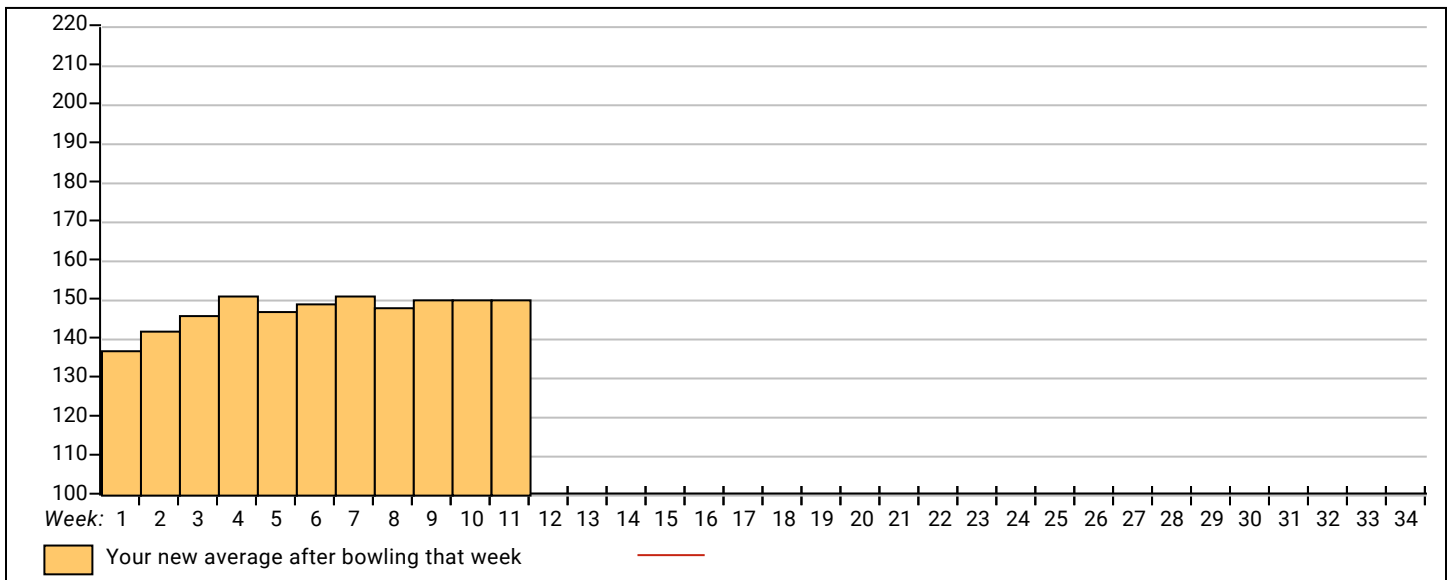
<u><100</u>	<u>100's</u>	<u>125's</u>	<u>150's</u>	<u>175's</u>	<u>200's</u>	<u>225's</u>	<u>250's</u>	<u>275's</u>	<u>300's</u>
	4	10	14	4	1				
<u><400</u>	<u>400's</u>	<u>450's</u>	<u>500's</u>	<u>550's</u>	<u>600's</u>	<u>650's</u>	<u>700's</u>	<u>750's</u>	<u>800's</u>
2	2	5	2						

<u>Avg of Game 1</u>	<u>Avg of Game 2</u>	<u>Avg of Game 3</u>
151.64	161.27	139.73

High game of 201 on week 4 High series of 503 on week 4 High average of 151.75 after bowling week 4
 Low game of 107 on week 1 Low series of 385 on week 8 Low average of 137.00 after bowling week 1

High Scores by Game

Game #1: 185 on week 9 Game #2: 201 on week 4 Game #3: 177 on week 6



Note: This report includes information through October 31 which is Week 11 of 34

ERIC DANIELS's Bowling Record - Team 16: BALLZ DEEP

Week No.	Bowling Date	Old Avg	Old HDCP	-1-	-2-	-3-	Total	HDCP Total	Pins	Gms	---Average Change---			High Game	High Sers	HDCP Game	HDCP Sers		
											New	Old	+/-						
1	08/22/23	bk202	16	190	221	191	602	650	602	3	200.67	-	0.00	=	200.67	221	602		
2	08/29/23	200	18	163	209	213	585	639	1187	6	197.83	-	200.67	=	-2.83	221	602		
3	09/05/23	197	20	214	248	197	659	719	1846	9	205.11	-	197.83	=	7.28	248	659		
4	09/12/23	205	13	244	186	194	624	663	2470	12	205.83	-	205.11	=	0.72	248	659		
5	09/19/23	205	13	246	231	224	701	740	3171	15	211.40	-	205.83	=	5.57	248	701	259	740
701 --- 700 Series Award -- TNBA Awards																			
6	09/26/23	211	8	172	263	235	670	694	3841	18	213.39	-	211.40	=	1.99	263	701	271	740
7	10/03/23	213	6	207	203	215	625	643	4466	21	212.67	-	213.39	=	-0.72	263	701	271	740
8	10/10/23	212	7	165	209	140	514	535	4980	24	207.50	-	212.67	=	-5.17	263	701	271	740
9	10/17/23	207	11	237	192	200	629	662	5609	27	207.74	-	207.50	=	0.24	263	701	271	740
10	10/24/23	207	11	204	180	235	619	652	6228	30	207.60	-	207.74	=	-0.14	263	701	271	740
11	10/31/23	207	11	224	184	155	563	596	6791	33	205.79	-	207.60	=	-1.81	263	701	271	740

End of 1st part

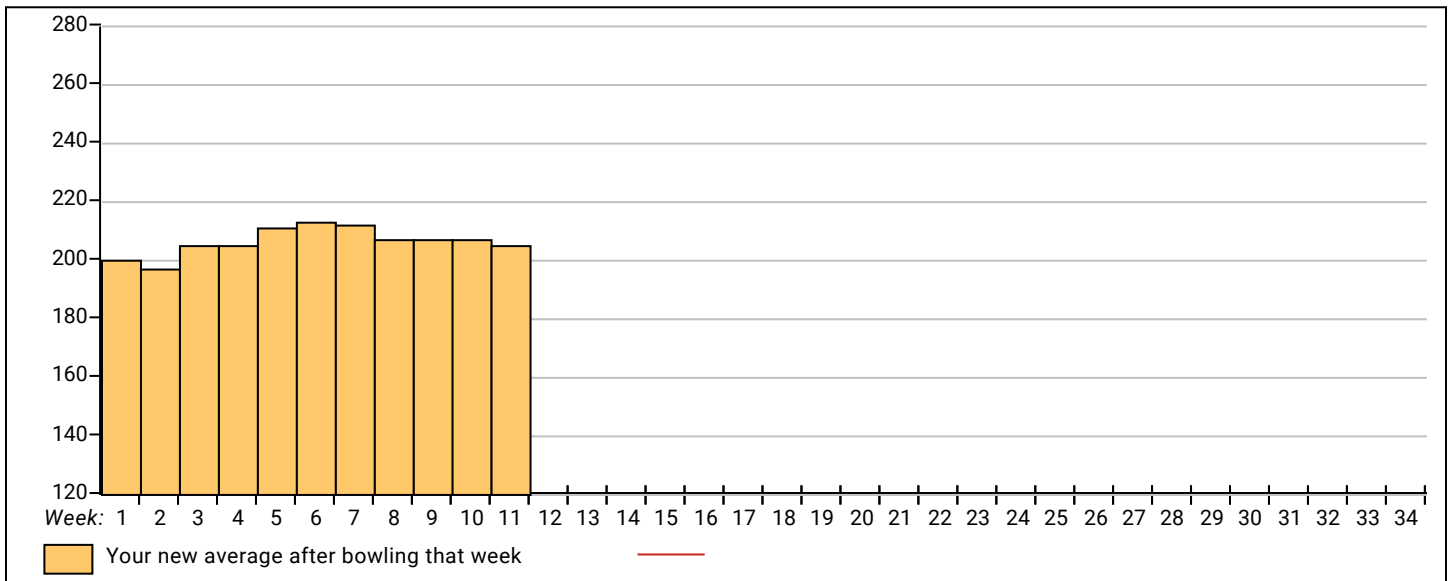


<u><100</u>	<u>100's</u>	<u>125's</u>	<u>150's</u>	<u>175's</u>	<u>200's</u>	<u>225's</u>	<u>250's</u>	<u>275's</u>	<u>300's</u>
		1	4	8	12	7	1		
<u><400</u>	<u>400's</u>	<u>450's</u>	<u>500's</u>	<u>550's</u>	<u>600's</u>	<u>650's</u>	<u>700's</u>	<u>750's</u>	<u>800's</u>
			1	2	5	2	1		
			<u>Avg of Game 1</u>	<u>Avg of Game 2</u>	<u>Avg of Game 3</u>				
			206.00	211.45	199.91				

High game of 263 on week 6 High series of 701 on week 5 High average of 213.39 after bowling week 6
 Low game of 140 on week 8 Low series of 514 on week 8 Low average of 197.83 after bowling week 2

High Scores by Game

Game #1: 246 on week 5 Game #2: 263 on week 6 Game #3: 235 on week 6



Note: This report includes information through October 31 which is Week 11 of 34

JOSH SNYDER's Bowling Record - Team 16: BALLZ DEEP

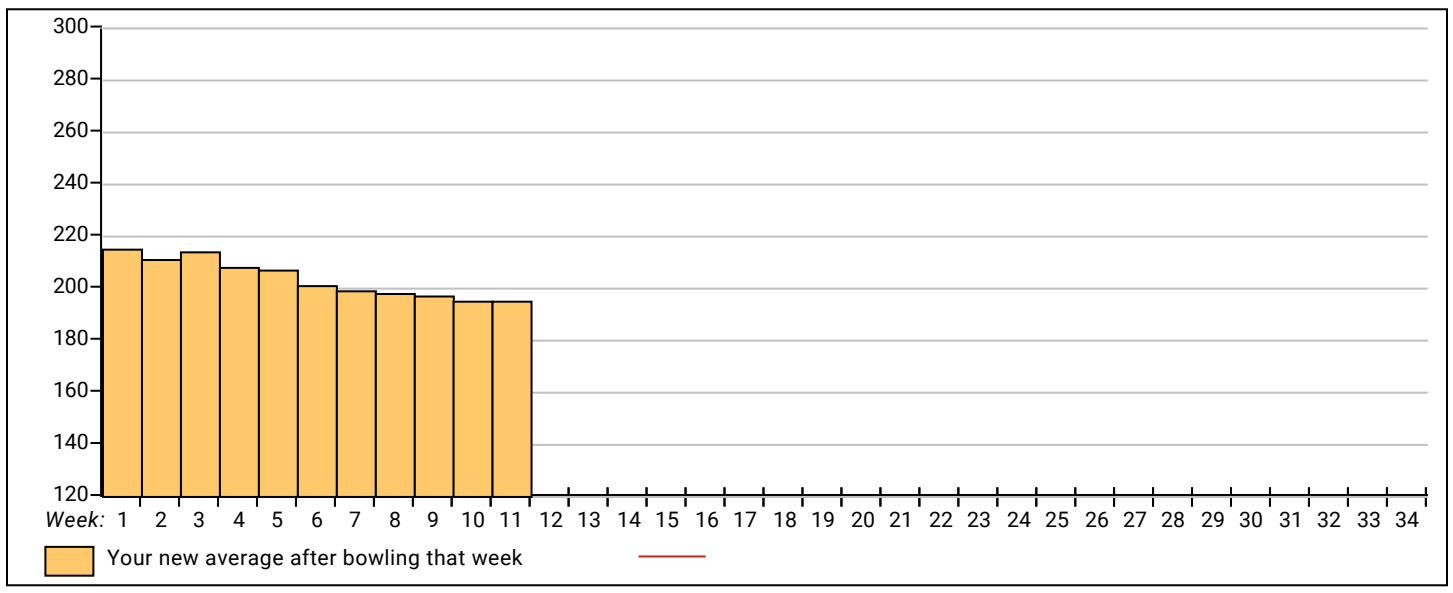
Week No.	Bowling Date	Old Avg	Old HDCP	HDCP			Total	HDCP Total	Pins	Gms	---Average Change---			High Game	High Sers	HDCP Game	HDCP Sers		
				-1-	-2-	-3-					New	Old	+/-						
1	08/22/23	bk199	18	192	230	223	645	699	645	3	215.00	-	0.00	=	215.00	230	645		
2	08/29/23	215	4	139	200	286	625	637	1270	6	211.67	-	215.00	=	-3.33	286	645		
286 --- 285-298 Game Men -- TNBA Awards																			
3	09/05/23	211	8	191	192	279	662	686	1932	9	214.67	-	211.67	=	3.00	286	662		
4	09/12/23	214	5	193	230	148	571	586	2503	12	208.58	-	214.67	=	-6.08	286	662		
5	09/19/23	208	10	216	199	187	602	632	3105	15	207.00	-	208.58	=	-1.58	286	662	226	632
6	09/26/23	207	11	176	169	182	527	560	3632	18	201.78	-	207.00	=	-5.22	286	662	226	632
7	10/03/23	201	17	171	210	176	557	608	4189	21	199.48	-	201.78	=	-2.30	286	662	227	632
8	10/10/23	199	18	211	187	176	574	628	4763	24	198.46	-	199.48	=	-1.02	286	662	229	632
9	10/17/23	198	19	205	164	199	568	625	5331	27	197.44	-	198.46	=	-1.01	286	662	229	632
10	10/24/23	197	20	153	213	160	526	586	5857	30	195.23	-	197.44	=	-2.21	286	662	233	632
11	10/31/23	195	22	195	219	171	585	651	6442	33	195.21	-	195.23	=	-0.02	286	662	241	651

End of 1st part

<u><100</u>	<u>100's</u>	<u>125's</u>	<u>150's</u>	<u>175's</u>	<u>200's</u>	<u>225's</u>	<u>250's</u>	<u>275's</u>	<u>300's</u>
		2	6	13	8	2		2	
<u><400</u>	<u>400's</u>	<u>450's</u>	<u>500's</u>	<u>550's</u>	<u>600's</u>	<u>650's</u>	<u>700's</u>	<u>750's</u>	<u>800's</u>
			2	5	3	1			
			<u>Avg of Game 1</u>	<u>Avg of Game 2</u>	<u>Avg of Game 3</u>				
			185.64	201.18	198.82				

High game of 286 on week 2 High series of 662 on week 3 High average of 215.00 after bowling week 1
 Low game of 139 on week 2 Low series of 526 on week 10 Low average of 195.21 after bowling week 11

High Scores by Game
 Game #1: 216 on week 5 Game #2: 230 on week 1 Game #3: 286 on week 2



Note: This report includes information through October 31 which is Week 11 of 34

DANIEL RILEY's Bowling Record - Team 16: BALLZ DEEP

Week No.	Bowling Date	Old Avg	Old HDCP	-1-	-2-	-3-	Total	HDCP Total	Pins	Gms	---Average Change---			High Game	High Sers	HDCP Game	HDCP Sers		
											New	Old	+/-						
1	08/22/23	bk200	18	206	171	130	507	561	507	3	169.00	-	0.00	=	169.00	206	507		
2	08/29/23	169	45	182	179	234	595	730	1102	6	183.67	-	169.00	=	14.67	234	595		
3	09/05/23	183	33	215	220	180	615	714	1717	9	190.78	-	183.67	=	7.11	234	615		
4	09/12/23	190	27	199	209	264	672	753	2389	12	199.08	-	190.78	=	8.31	264	672		
5	09/19/23	199	18	a189	a189	a189	567	621	2389	12	199.08	-	199.08	=	0.00	264	672		
6	09/26/23	199	18	a189	a189	a189	567	621	2389	12	199.08	-	199.08	=	0.00	264	672		
7	10/03/23	199	18	182	178	203	563	617	2952	15	196.80	-	199.08	=	-2.28	264	672	221	617
8	10/10/23	196	0				0	0	2952	15	196.80	-	196.80	=	0.00	264	672	221	617
9	10/17/23	196	21	150	177	205	532	595	3484	18	193.56	-	196.80	=	-3.24	264	672	226	617
10	10/24/23	193	24	a183	a183	a183	549	621	3484	18	193.56	-	193.56	=	0.00	264	672	226	617
11	10/31/23	193	24	266	172	186	624	696	4108	21	195.62	-	193.56	=	2.06	266	672	290	696

End of 1st part



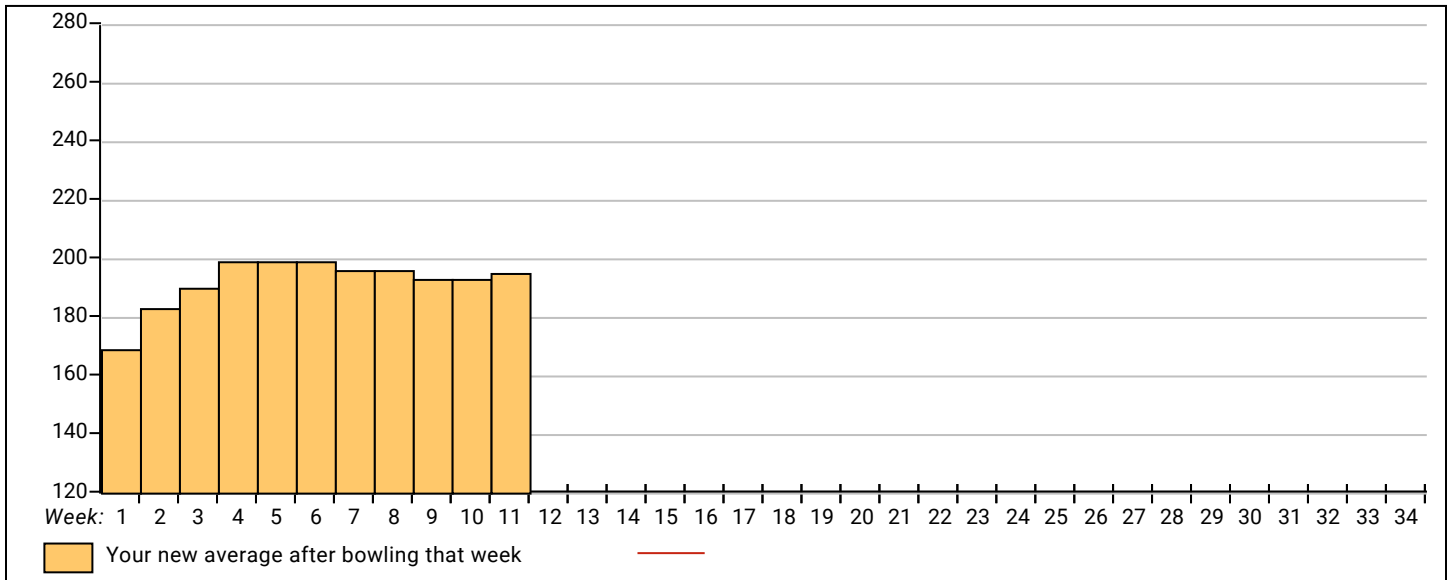
<u><100</u>	<u>100's</u>	<u>125's</u>	<u>150's</u>	<u>175's</u>	<u>200's</u>	<u>225's</u>	<u>250's</u>	<u>275's</u>	<u>300's</u>
		1	3	8	6	1	2		
<u><400</u>	<u>400's</u>	<u>450's</u>	<u>500's</u>	<u>550's</u>	<u>600's</u>	<u>650's</u>	<u>700's</u>	<u>750's</u>	<u>800's</u>
			2	2	2	1			

<u>Avg of Game 1</u>	<u>Avg of Game 2</u>	<u>Avg of Game 3</u>
200.00	186.57	200.29

High game of 266 on week 11 High series of 672 on week 4 High average of 199.08 after bowling week 4
 Low game of 130 on week 1 Low series of 507 on week 1 Low average of 169.00 after bowling week 1

High Scores by Game

Game #1: 266 on week 11 Game #2: 220 on week 3 Game #3: 264 on week 4



Note: This report includes information through October 31 which is Week 11 of 34

CLAUDE GRISE's Bowling Record - Team 16: BALLZ DEEP

Week No.	Bowling Date	Old Avg	Old HDCP	-1-	-2-	-3-	Total	HDCP Total	Pins	Gms	---Average Change---			High Game	High Sers	HDCP Game	HDCP Sers		
											New	Old	----> +/-						
1	08/22/23	bk193	0				0	0	0	0	-	0.00	=	0.00	0	0			
2	08/29/23	bk193	24	143	221	192	556	628	556	3	185.33	-	0.00	=	185.33	221	556		
3	09/05/23	185	31	192	191	169	552	645	1108	6	184.67	-	185.33	=	-0.67	221	556		
4	09/12/23	184	32	179	179	177	535	631	1643	9	182.56	-	184.67	=	-2.11	221	556		
5	09/19/23	182	34	206	214	194	614	716	2257	12	188.08	-	182.56	=	5.53	221	614		
6	09/26/23	188	28	170	213	178	561	645	2818	15	187.87	-	188.08	=	-0.22	221	614	241	645
7	10/03/23	187	29	a177	a177	a177	531	618	2818	15	187.87	-	187.87	=	0.00	221	614	241	645
8	10/10/23	187	29	175	189	188	552	639	3370	18	187.22	-	187.87	=	-0.64	221	614	241	645
9	10/17/23	187	0				0	0	3370	18	187.22	-	187.22	=	0.00	221	614	241	645
10	10/24/23	187	29	203	182	192	577	664	3947	21	187.95	-	187.22	=	0.73	221	614	241	664
11	10/31/23	187	29				0	0	3947	21	187.95	-	187.95	=	0.00	221	614	241	664

End of 1st part

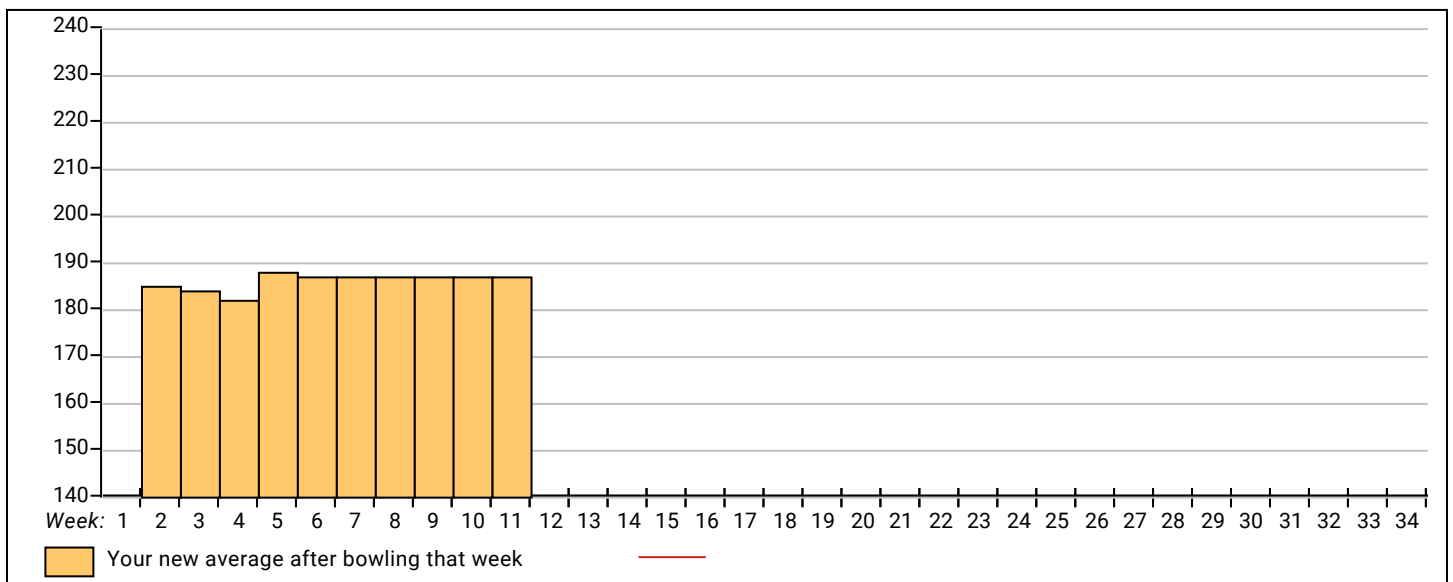


<u><100</u>	<u>100's</u>	<u>125's</u>	<u>150's</u>	<u>175's</u>	<u>200's</u>	<u>225's</u>	<u>250's</u>	<u>275's</u>	<u>300's</u>
		1	2	13	5				
<u><400</u>	<u>400's</u>	<u>450's</u>	<u>500's</u>	<u>550's</u>	<u>600's</u>	<u>650's</u>	<u>700's</u>	<u>750's</u>	<u>800's</u>
			1	5	1				

<u>Avg of Game 1</u>	<u>Avg of Game 2</u>	<u>Avg of Game 3</u>
181.14	198.43	184.29

High game of 221 on week 2 High series of 614 on week 5 High average of 188.08 after bowling week 5
 Low game of 143 on week 2 Low series of 535 on week 4 Low average of 182.56 after bowling week 4

High Scores by Game
 Game #1: 206 on week 5 Game #2: 221 on week 2 Game #3: 194 on week 5



Note: This report includes information through October 31 which is Week 11 of 34

STEVEN FURST's Bowling Record - Team 16: BALLZ DEEP

Week No.	Bowling Date	Old Avg	Old HDCP	-1-	-2-	-3-	Total	HDCP Total	Pins	Gms	---Average Change---			High Game	High Sers	HDCP Game	HDCP Sers		
											New	Old	---> +/-						
1	08/22/23	bk183	33	a173	a173	a173	519	618	0	0	-	0.00	=	0.00	0	0			
2	08/29/23	bk183	0				0	0	0	0	-	0.00	=	0.00	0	0			
3	09/05/23	bk183	0				0	0	0	0	-	0.00	=	0.00	0	0			
4	09/12/23	bk183	0				0	0	0	0	-	0.00	=	0.00	0	0			
5	09/19/23	bk183	0				0	0	0	0	-	0.00	=	0.00	0	0			
6	09/26/23	bk183	0				0	0	0	0	-	0.00	=	0.00	0	0			
7	10/03/23	bk183	0				0	0	0	0	-	0.00	=	0.00	0	0			
8	10/10/23	bk183	33	162	188	159	509	608	509	3	169.67	-	0.00	=	169.67	188	509		
9	10/17/23	169	45	155	192	192	539	674	1048	6	174.67	-	169.67	=	5.00	192	539		
10	10/24/23	174	0				0	0	1048	6	174.67	-	174.67	=	0.00	192	539		
11	10/31/23	bk174	41	181	127	175	483	606	1531	9	170.11	-	174.67	=	-4.56	192	539		

End of 1st part

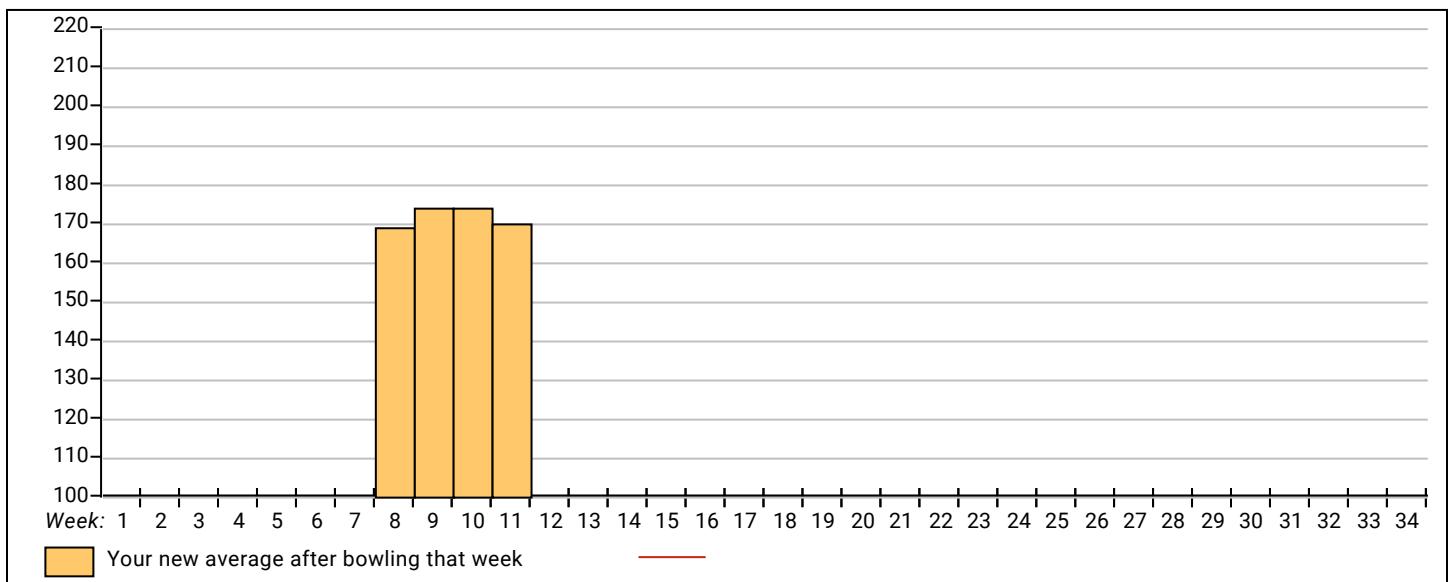


<u><100</u>	<u>100's</u>	<u>125's</u>	<u>150's</u>	<u>175's</u>	<u>200's</u>	<u>225's</u>	<u>250's</u>	<u>275's</u>	<u>300's</u>
		1	3	5					
<u><400</u>	<u>400's</u>	<u>450's</u>	<u>500's</u>	<u>550's</u>	<u>600's</u>	<u>650's</u>	<u>700's</u>	<u>750's</u>	<u>800's</u>
		1	2						

<u>Avg of Game 1</u>	<u>Avg of Game 2</u>	<u>Avg of Game 3</u>
166.00	169.00	175.33

High game of 192 on week 9 High series of 539 on week 9 High average of 174.67 after bowling week 9
 Low game of 127 on week 11 Low series of 483 on week 11 Low average of 169.67 after bowling week 8

High Scores by Game
 Game #1: 181 on week 11 Game #2: 192 on week 9 Game #3: 192 on week 9



Note: This report includes information through October 31 which is Week 11 of 34

SHIRLEY FROST's Bowling Record - Team 17: FROSTY & THE SNOWMEN

Week No.	Bowling Date	Old Avg	Old HDCP	-1-	-2-	-3-	Total	HDCP Total	Pins	Gms	---Average Change---			High Game	High Sers	HDCP Game	HDCP Sers		
											New	Old	+/-						
1	08/22/23	bk147	65	157	162	131	450	645	450	3	150.00	-	0.00	=	150.00	162	450		
2	08/29/23	150	63	140	137	137	414	603	864	6	144.00	-	150.00	=	-6.00	162	450		
3	09/05/23	144	68	148	126	127	401	605	1265	9	140.56	-	144.00	=	-3.44	162	450		
4	09/12/23	140	72	150	144	146	440	656	1705	12	142.08	-	140.56	=	1.53	162	450		
5	09/19/23	142	70	177	153	135	465	675	2170	15	144.67	-	142.08	=	2.58	177	465	247	675
6	09/26/23	144	68	101	150	151	402	606	2572	18	142.89	-	144.67	=	-1.78	177	465	247	675
7	10/03/23	142	70	161	148	132	441	651	3013	21	143.48	-	142.89	=	0.59	177	465	247	675
8	10/10/23	143	69	161	157	150	468	675	3481	24	145.04	-	143.48	=	1.57	177	468	247	675
9	10/17/23	145	67	127	124	96	347	548	3828	27	141.78	-	145.04	=	-3.26	177	468	247	675
10	10/24/23	141	71	127	123	127	377	590	4205	30	140.17	-	141.78	=	-1.61	177	468	247	675
11	10/31/23	140	72	160	147	126	433	649	4638	33	140.55	-	140.17	=	0.38	177	468	247	675

End of 1st part

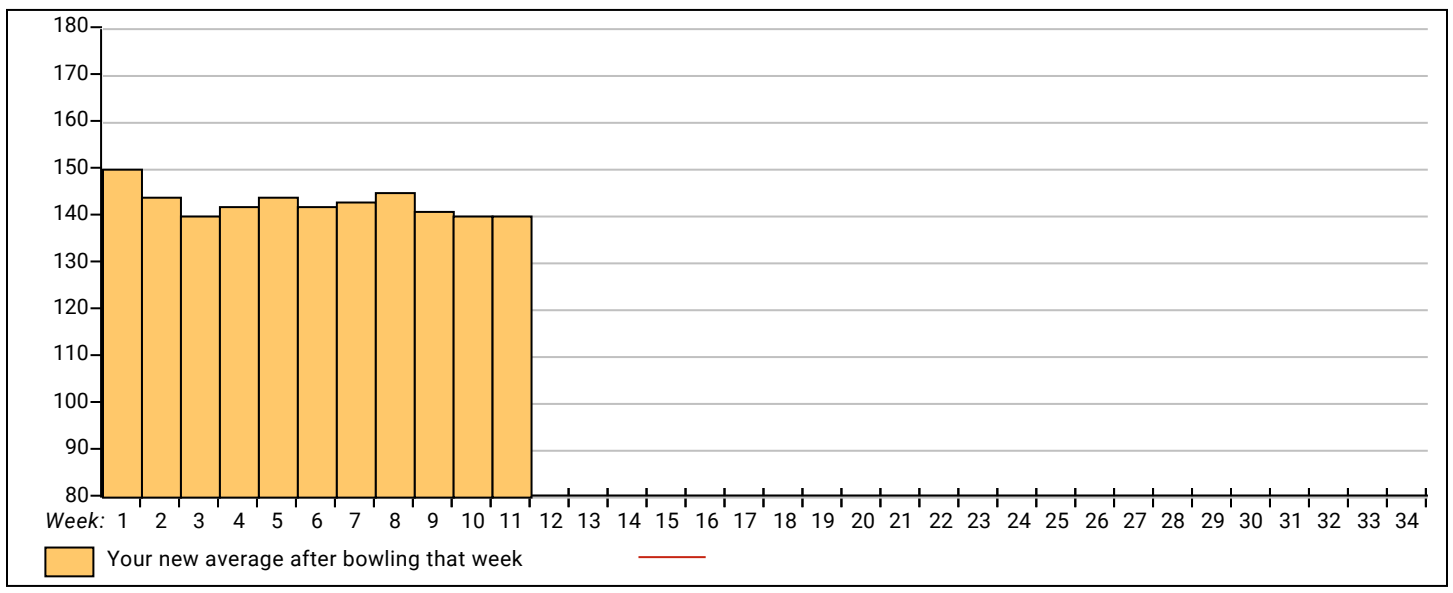


<u><100</u>	<u>100's</u>	<u>125's</u>	<u>150's</u>	<u>175's</u>	<u>200's</u>	<u>225's</u>	<u>250's</u>	<u>275's</u>	<u>300's</u>
1	3	17	11	1					
<u><400</u>	<u>400's</u>	<u>450's</u>	<u>500's</u>	<u>550's</u>	<u>600's</u>	<u>650's</u>	<u>700's</u>	<u>750's</u>	<u>800's</u>
2	6	3							

<u>Avg of Game 1</u>	<u>Avg of Game 2</u>	<u>Avg of Game 3</u>
146.27	142.82	132.55

High game of 177 on week 5 High series of 468 on week 8 High average of 150.00 after bowling week 1
 Low game of 96 on week 9 Low series of 347 on week 9 Low average of 140.17 after bowling week 10

High Scores by Game
 Game #1: 177 on week 5 Game #2: 162 on week 1 Game #3: 151 on week 6



Note: This report includes information through October 31 which is Week 11 of 34

JONATHAN CONSTANTINE-RH's Bowling Record - Team 17: FROSTY & THE SNOWMEN

Week No.	Bowling Date	Old Avg	Old HDCP	-1-	-2-	-3-	Total	HDCP Total	Pins	Gms	---Average Change---			High Game	High Sers	HDCP Game	HDCP Sers
											New	Old	----> +/-				
1	08/22/23	240	0	237	244	v140	621	693	481	2	240.50	-	0.00	=	240.50	244	481
2	08/29/23	240	0				0	0	481	2	240.50	-	240.50	=	0.00	244	481
3	09/05/23	240	0	257	214	210	681	681	1162	5	232.40	-	240.50	=	-8.10	257	681
4	09/12/23	232	0	186	168	279	633	633	1795	8	224.38	-	232.40	=	-8.03	279	681
5	09/19/23	224	0	215	236	228	679	679	2474	11	224.91	-	224.38	=	0.53	279	681
6	09/26/23	224	0	a214	a214	a214	642	642	2474	11	224.91	-	224.91	=	0.00	279	681
7	10/03/23	224	0	192	169	231	592	592	3066	14	219.00	-	224.91	=	-5.91	279	681
8	10/10/23	219	0	199	185	216	600	600	3666	17	215.65	-	219.00	=	-3.35	279	681
9	10/17/23	215	4	184	187	177	548	560	4214	20	210.70	-	215.65	=	-4.95	279	681
10	10/24/23	210	9	167	199	211	577	604	4791	23	208.30	-	210.70	=	-2.40	279	681
11	10/31/23	208	10	179	174	212	565	595	5356	26	206.00	-	208.30	=	-2.30	279	681

End of 1st part

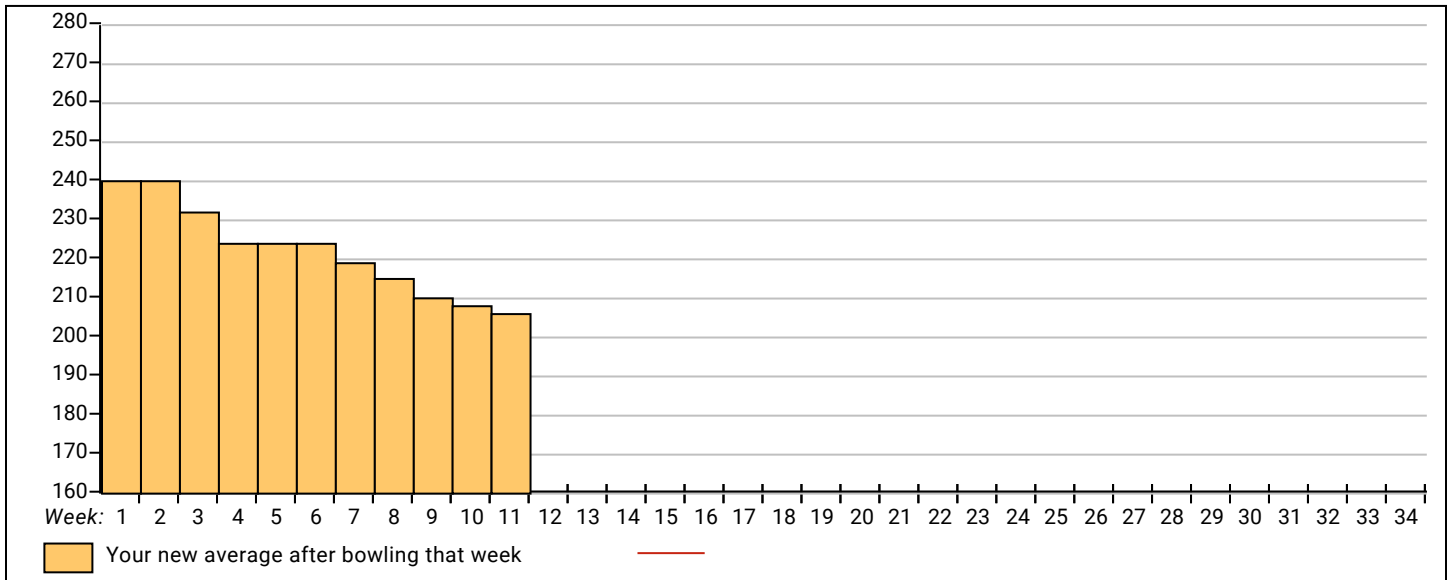


<u><100</u>	<u>100's</u>	<u>125's</u>	<u>150's</u>	<u>175's</u>	<u>200's</u>	<u>225's</u>	<u>250's</u>	<u>275's</u>	<u>300's</u>
			4	9	6	5	1	1	
<u><400</u>	<u>400's</u>	<u>450's</u>	<u>500's</u>	<u>550's</u>	<u>600's</u>	<u>650's</u>	<u>700's</u>	<u>750's</u>	<u>800's</u>
			1	3	2	2			
			<u>Avg of Game 1</u>	<u>Avg of Game 2</u>	<u>Avg of Game 3</u>				
			201.78	197.33	220.50				

High game of 279 on week 4 High series of 681 on week 3 High average of 240.50 after bowling week 1
 Low game of 167 on week 10 Low series of 548 on week 9 Low average of 206.00 after bowling week 11

High Scores by Game

Game #1: 257 on week 3 Game #2: 244 on week 1 Game #3: 279 on week 4



Note: This report includes information through October 31 which is Week 11 of 34

RYAN BAUSCHLICHER's Bowling Record - Team 17: FROSTY & THE SNOWMEN

Week No.	Bowling Date	Old Avg	Old HDCP	-1-	-2-	-3-	Total	HDCP Total	Pins	Gms	---Average Change---			High Game	High Sers	HDCP Game	HDCP Sers		
											New	Old	---> +/-						
1	08/22/23	207	11	210	202	211	623	656	623	3	207.67	-	0.00	=	207.67	211	623		
2	08/29/23	207	11	a197	a197	a197	591	624	623	3	207.67	-	207.67	=	0.00	211	623		
3	09/05/23	207	11	201	157	232	590	623	1213	6	202.17	-	207.67	=	-5.50	232	623		
4	09/12/23	202	16	188	200	186	574	622	1787	9	198.56	-	202.17	=	-3.61	232	623		
5	09/19/23	198	19	188	207	183	578	635	2365	12	197.08	-	198.56	=	-1.47	232	623		
6	09/26/23	197	20	200	222	194	616	676	2981	15	198.73	-	197.08	=	1.65	232	623	242	676
7	10/03/23	198	19	194	205	194	593	650	3574	18	198.56	-	198.73	=	-0.18	232	623	242	676
8	10/10/23	198	19	258	222	268	748	805	4322	21	205.81	-	198.56	=	7.25	268	748	287	805
748 --- 700 Series Award -- TNBA Awards																			
748 --- 150 Over Series -- TNBA Awards																			
9	10/17/23	205	13	212	163	170	545	584	4867	24	202.79	-	205.81	=	-3.02	268	748	287	805
10	10/24/23	202	16	179	215	236	630	678	5497	27	203.59	-	202.79	=	0.80	268	748	287	805
11	10/31/23	203	15	a193	a193	a193	579	624	5497	27	203.59	-	203.59	=	0.00	268	748	287	805

End of 1st part



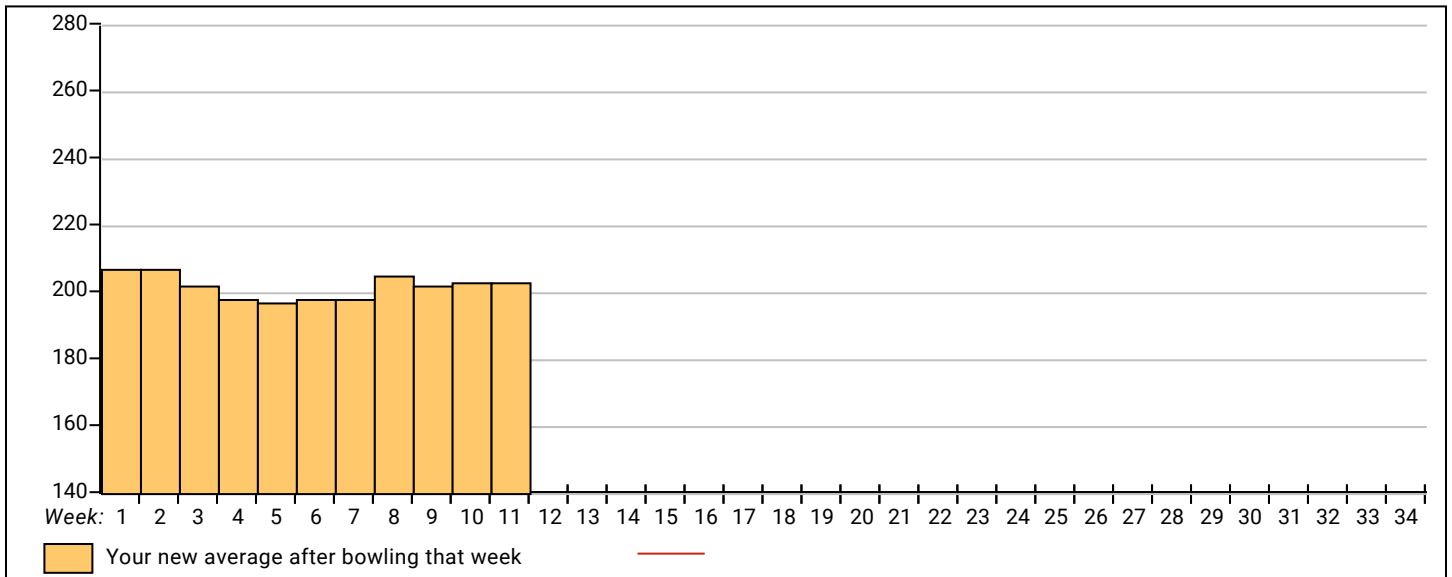
<u><100</u>	<u>100's</u>	<u>125's</u>	<u>150's</u>	<u>175's</u>	<u>200's</u>	<u>225's</u>	<u>250's</u>	<u>275's</u>	<u>300's</u>
			3	8	12	2	2		
<u><400</u>	<u>400's</u>	<u>450's</u>	<u>500's</u>	<u>550's</u>	<u>600's</u>	<u>650's</u>	<u>700's</u>	<u>750's</u>	<u>800's</u>
			1	4	3		1		

<u>Avg of Game 1</u>	<u>Avg of Game 2</u>	<u>Avg of Game 3</u>
203.33	199.22	208.22

High game of 268 on week 8 High series of 748 on week 8 High average of 207.67 after bowling week 1
 Low game of 157 on week 3 Low series of 545 on week 9 Low average of 197.08 after bowling week 5

High Scores by Game

Game #1: 258 on week 8 Game #2: 222 on week 6 Game #3: 268 on week 8



Note: This report includes information through October 31 which is Week 11 of 34

KERRY NICHOLAS's Bowling Record - Team 17: FROSTY & THE SNOWMEN

Week No.	Bowling Date	Old Avg	Old HDCP	HDCP				---Average Change---			High Game	High Sers	HDCP Game	HDCP Sers			
				-1-	-2-	-3-	Total	Total	Pins	Gms					New - Old	----> +/-	
1	08/22/23	bk209	9	217	225	187	629	656	629	3	209.67	- 0.00	= 209.67	225	629		
2	08/29/23	209	9	180	172	182	534	561	1163	6	193.83	- 209.67	= -15.83	225	629		
3	09/05/23	193	24	299	202	212	713	785	1876	9	208.44	- 193.83	= 14.61	299	713		
713 --- 700 Series Award -- TNBA Awards																	
299 --- 299 Game -- TNBA Awards																	
4	09/12/23	208	10	221	170	215	606	636	2482	12	206.83	- 208.44	= -1.61	299	713		
5	09/19/23	206	12	191	210	236	637	673	3119	15	207.93	- 206.83	= 1.10	299	713	248	673
6	09/26/23	207	11	266	194	204	664	697	3783	18	210.17	- 207.93	= 2.23	299	713	277	697
7	10/03/23	210	9	235	183	189	607	634	4390	21	209.05	- 210.17	= -1.12	299	713	277	697
8	10/10/23	209	9	a199	a199	a199	597	624	4390	21	209.05	- 209.05	= 0.00	299	713	277	697
9	10/17/23	209	9	178	166	176	520	547	4910	24	204.58	- 209.05	= -4.46	299	713	277	697
10	10/24/23	204	14	188	164	203	555	597	5465	27	202.41	- 204.58	= -2.18	299	713	277	697
11	10/31/23	202	16	225	222	186	633	681	6098	30	203.27	- 202.41	= 0.86	299	713	277	697

End of 1st part



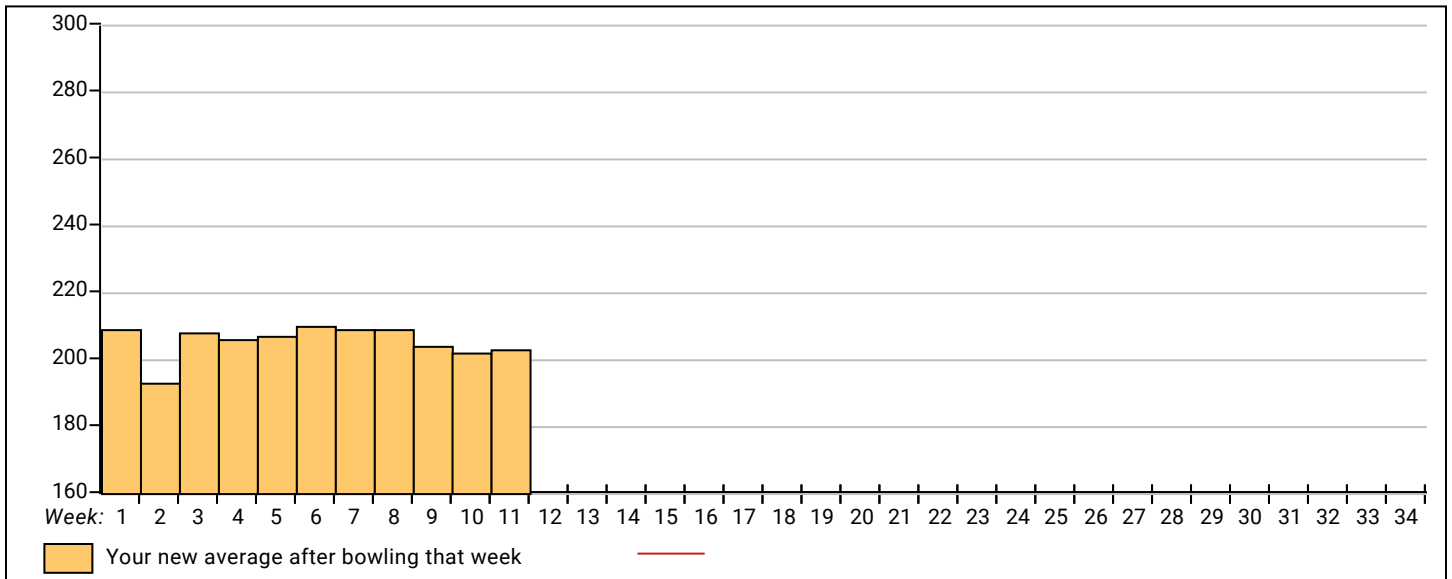
<u><100</u>	<u>100's</u>	<u>125's</u>	<u>150's</u>	<u>175's</u>	<u>200's</u>	<u>225's</u>	<u>250's</u>	<u>275's</u>	<u>300's</u>
			4	11	9	4	1	1	
<u><400</u>	<u>400's</u>	<u>450's</u>	<u>500's</u>	<u>550's</u>	<u>600's</u>	<u>650's</u>	<u>700's</u>	<u>750's</u>	<u>800's</u>
			2	1	5	1	1		

<u>Avg of Game 1</u>	<u>Avg of Game 2</u>	<u>Avg of Game 3</u>
220.00	190.80	199.00

High game of 299 on week 3 High series of 713 on week 3 High average of 210.17 after bowling week 6
 Low game of 164 on week 10 Low series of 520 on week 9 Low average of 193.83 after bowling week 2

High Scores by Game

Game #1: 299 on week 3 Game #2: 225 on week 1 Game #3: 236 on week 5



Note: This report includes information through October 31 which is Week 11 of 34

MATT WELLS's Bowling Record - Team 17: FROSTY & THE SNOWMEN

Week No.	Bowling Date	Old Avg	Old HDCP	HDCP				---Average Change---			High Game	High Sers	HDCP Game	HDCP Sers			
				-1-	-2-	-3-	Total	Total	Pins	Gms					New - Old	----> +/-	
1	08/22/23	bk210	9	243	225	213	681	708	681	3	227.00	- 0.00	= 227.00	243	681		
2	08/29/23	227	0	224	156	156	536	536	1217	6	202.83	- 227.00	= -24.17	243	681		
3	09/05/23	202	16	201	244	237	682	730	1899	9	211.00	- 202.83	= 8.17	244	682		
4	09/12/23	211	8	190	159	182	531	555	2430	12	202.50	- 211.00	= -8.50	244	682		
5	09/19/23	202	16	174	231	235	640	688	3070	15	204.67	- 202.50	= 2.17	244	682	251	688
6	09/26/23	204	14	214	209	215	638	680	3708	18	206.00	- 204.67	= 1.33	244	682	251	688
7	10/03/23	206	12	133	199	145	477	513	4185	21	199.29	- 206.00	= -6.71	244	682	251	688
8	10/10/23	199	18	188	297	228	713	767	4898	24	204.08	- 199.29	= 4.80	297	713	315	767
				713 --- 700 Series Award -- TNBA Awards													
				297 --- 285-298 Game Men -- TNBA Awards													
9	10/17/23	204	14	174	156	199	529	571	5427	27	201.00	- 204.08	= -3.08	297	713	315	767
10	10/24/23	201	17	175	232	168	575	626	6002	30	200.07	- 201.00	= -0.93	297	713	315	767
11	10/31/23	200	18	247	166	206	619	673	6621	33	200.64	- 200.07	= 0.57	297	713	315	767

End of 1st part

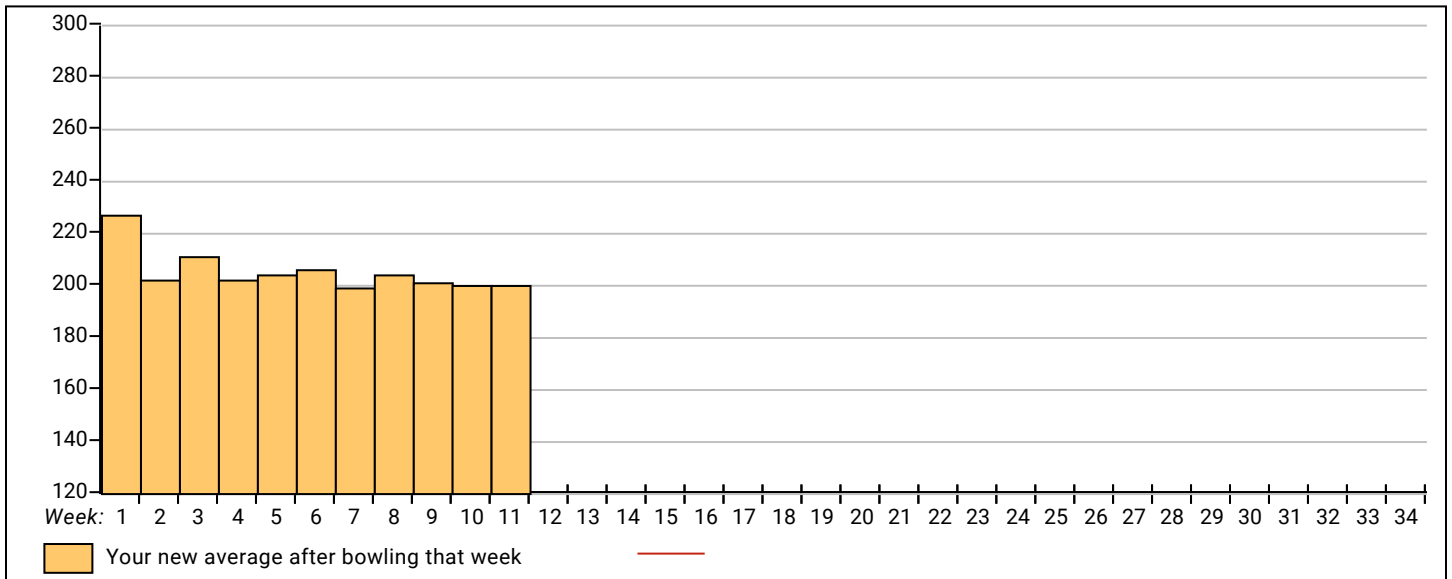
<u><100</u>	<u>100's</u>	<u>125's</u>	<u>150's</u>	<u>175's</u>	<u>200's</u>	<u>225's</u>	<u>250's</u>	<u>275's</u>	<u>300's</u>
		2	8	6	7	9		1	
<u><400</u>	<u>400's</u>	<u>450's</u>	<u>500's</u>	<u>550's</u>	<u>600's</u>	<u>650's</u>	<u>700's</u>	<u>750's</u>	<u>800's</u>
		1	3	1	3	2	1		

<u>Avg of Game 1</u>	<u>Avg of Game 2</u>	<u>Avg of Game 3</u>
196.64	206.73	198.55

High game of 297 on week 8 High series of 713 on week 8 High average of 227.00 after bowling week 1
 Low game of 133 on week 7 Low series of 477 on week 7 Low average of 199.29 after bowling week 7

High Scores by Game

Game #1: 247 on week 11 Game #2: 297 on week 8 Game #3: 237 on week 3



Note: This report includes information through October 31 which is Week 11 of 34

JAMES WALKER's Bowling Record - Team 17: FROSTY & THE SNOWMEN

Week No.	Bowling Date	Old Avg	Old HDCP	HDCP				---Average Change---				High Game	High Sers	HDCP Game	HDCP Sers		
				-1-	-2-	-3-	Total	Total	Pins	Gms	New - Old					---> +/-	
1	08/22/23	bk205	0				0	0	0	0	-	0.00	=	0.00	0	0	
2	08/29/23	bk205	13	215	182	187	584	623	584	3	194.67	-	0.00	=	194.67	215	584
3	09/05/23	194	0				0	0	584	3	194.67	-	194.67	=	0.00	215	584
4	09/12/23	194	0				0	0	584	3	194.67	-	194.67	=	0.00	215	584
5	09/19/23	194	0				0	0	584	3	194.67	-	194.67	=	0.00	215	584
6	09/26/23	194	0				0	0	584	3	194.67	-	194.67	=	0.00	215	584
7	10/03/23	194	0				0	0	584	3	194.67	-	194.67	=	0.00	215	584
8	10/10/23	194	0				0	0	584	3	194.67	-	194.67	=	0.00	215	584
9	10/17/23	194	0				0	0	584	3	194.67	-	194.67	=	0.00	215	584
10	10/24/23	194	0				0	0	584	3	194.67	-	194.67	=	0.00	215	584
11	10/31/23	194	23				0	0	584	3	194.67	-	194.67	=	0.00	215	584

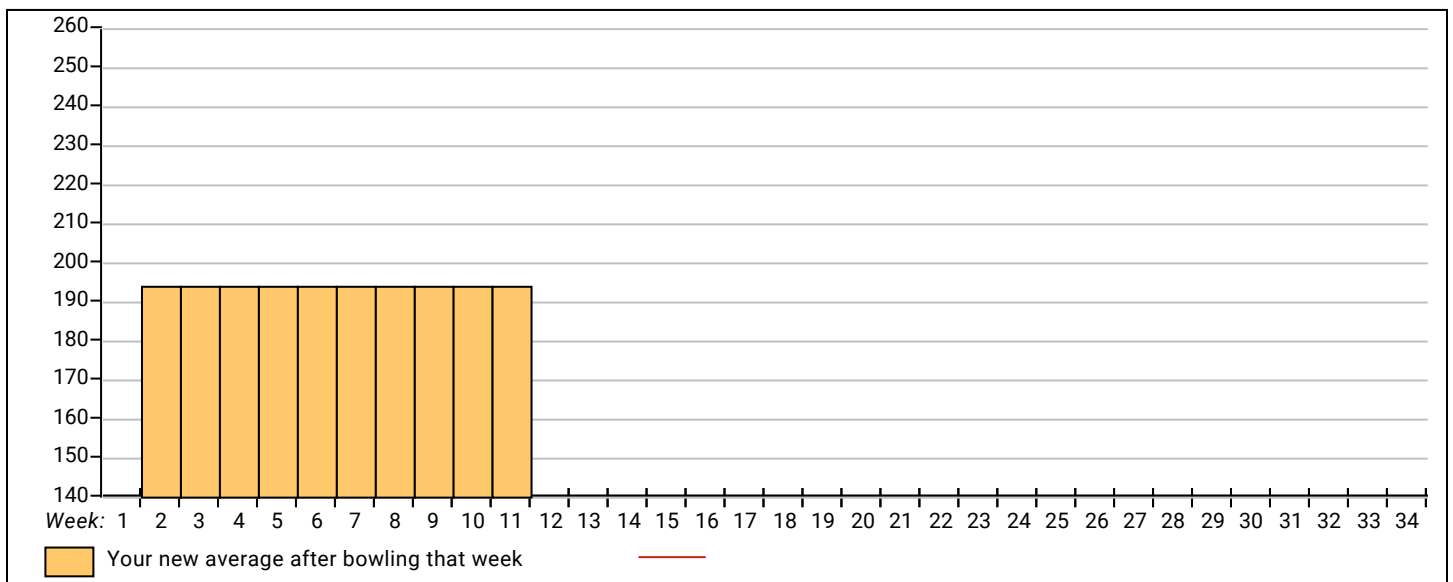
End of 1st part



<u><100</u>	<u>100's</u>	<u>125's</u>	<u>150's</u>	<u>175's</u>	<u>200's</u>	<u>225's</u>	<u>250's</u>	<u>275's</u>	<u>300's</u>
				2	1				
<u><400</u>	<u>400's</u>	<u>450's</u>	<u>500's</u>	<u>550's</u>	<u>600's</u>	<u>650's</u>	<u>700's</u>	<u>750's</u>	<u>800's</u>
				1					
			<u>Avg of Game 1</u>	<u>Avg of Game 2</u>	<u>Avg of Game 3</u>				
			215.00	182.00	187.00				

High game of 215 on week 2 High series of 584 on week 2 High average of 194.67 after bowling week 2
 Low game of 182 on week 2 Low series of 584 on week 2 Low average of 194.67 after bowling week 2

High Scores by Game
 Game #1: 215 on week 2 Game #2: 182 on week 2 Game #3: 187 on week 2



Note: This report includes information through October 31 which is Week 11 of 34

RUDY LEBLANC's Bowling Record - Team 18: INSERT NAME HERE

Week No.	Bowling Date	Old Avg	Old HDCP	-1-	-2-	-3-	Total	HDCP Total	Pins	Gms	---Average Change---			High Game	High Sers	HDCP Game	HDCP Sers		
											New	Old	+/-						
1	08/22/23	bk150	63	141	176	114	431	620	431	3	143.67	-	0.00	=	143.67	176	431		
2	08/29/23	143	69	142	140	117	399	606	830	6	138.33	-	143.67	=	-5.33	176	431		
3	09/05/23	138	73	157	192	135	484	703	1314	9	146.00	-	138.33	=	7.67	192	484		
4	09/12/23	146	66	150	136	127	413	611	1727	12	143.92	-	146.00	=	-2.08	192	484		
5	09/19/23	143	69	154	151	134	439	646	2166	15	144.40	-	143.92	=	0.48	192	484	223	646
6	09/26/23	144	68	144	158	154	456	660	2622	18	145.67	-	144.40	=	1.27	192	484	226	660
7	10/03/23	145	67	188	159	154	501	702	3123	21	148.71	-	145.67	=	3.05	192	501	255	702
8	10/10/23	148	64	185	141	130	456	648	3579	24	149.13	-	148.71	=	0.41	192	501	255	702
9	10/17/23	149	63	190	168	127	485	674	4064	27	150.52	-	149.13	=	1.39	192	501	255	702
10	10/24/23	150	63	183	192	128	503	692	4567	30	152.23	-	150.52	=	1.71	192	503	255	702
11	10/31/23	152	61	136	198	157	491	674	5058	33	153.27	-	152.23	=	1.04	198	503	259	702

End of 1st part



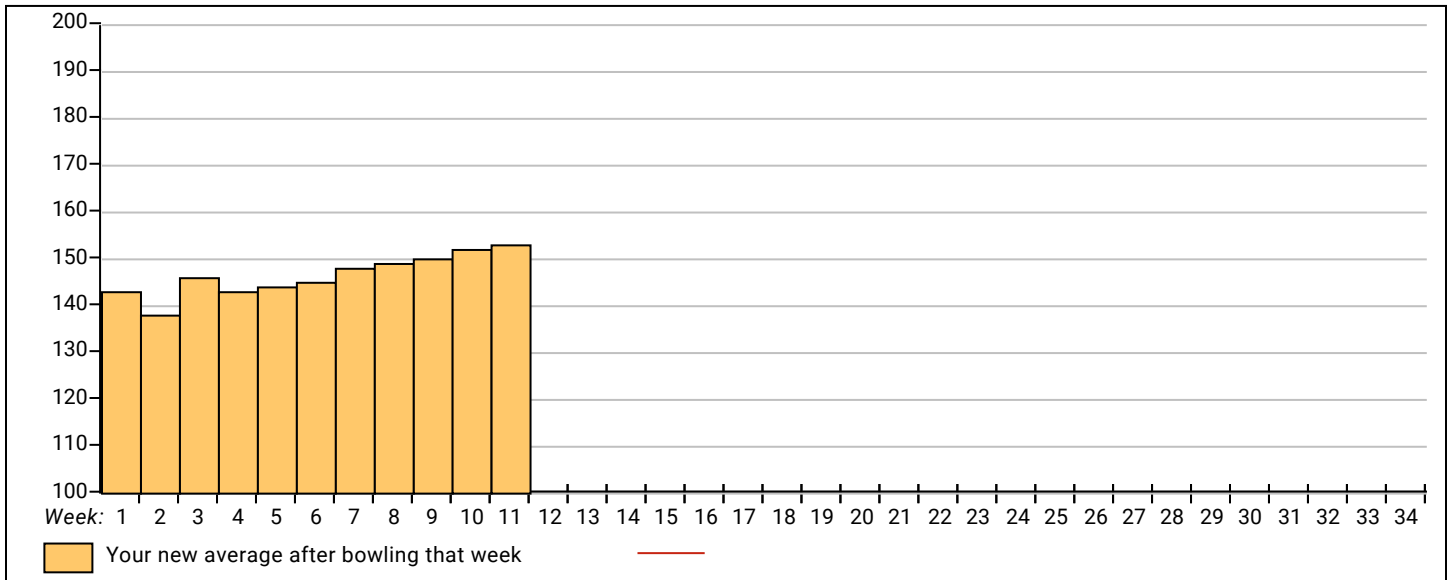
<u><100</u>	<u>100's</u>	<u>125's</u>	<u>150's</u>	<u>175's</u>	<u>200's</u>	<u>225's</u>	<u>250's</u>	<u>275's</u>	<u>300's</u>
	2	13	10	8					
<u><400</u>	<u>400's</u>	<u>450's</u>	<u>500's</u>	<u>550's</u>	<u>600's</u>	<u>650's</u>	<u>700's</u>	<u>750's</u>	<u>800's</u>
1	3	5	2						

<u>Avg of Game 1</u>	<u>Avg of Game 2</u>	<u>Avg of Game 3</u>
160.91	164.64	134.27

High game of 198 on week 11 High series of 503 on week 10 High average of 153.27 after bowling week 11
 Low game of 114 on week 1 Low series of 399 on week 2 Low average of 138.33 after bowling week 2

High Scores by Game

Game #1: 190 on week 9 Game #2: 198 on week 11 Game #3: 157 on week 11



Note: This report includes information through October 31 which is Week 11 of 34

JOE WESTLEY's Bowling Record - Team 18: INSERT NAME HERE

Week No.	Bowling Date	Old Avg	Old HDCP	-1-	-2-	-3-	Total	HDCP Total	Pins	Gms	---Average Change---			High Game	High Sers	HDCP Game	HDCP Sers	
											New	Old	+/-					
1	08/22/23	bk134	77	136	138	177	451	682	451	3	150.33	-	0.00	=	150.33	177	451	
2	08/29/23	150	63	99	117	149	365	554	816	6	136.00	-	150.33	=	-14.33	177	451	
3	09/05/23	136	75	a126	a126	a126	378	603	816	6	136.00	-	136.00	=	0.00	177	451	
4	09/12/23	136	75	136	160	150	446	671	1262	9	140.22	-	136.00	=	4.22	177	451	
5	09/19/23	140	72	112	138	140	390	606	1652	12	137.67	-	140.22	=	-2.56	177	451	
6	09/26/23	137	74	97	118	134	349	571	2001	15	133.40	-	137.67	=	-4.27	177	451	208 571
7	10/03/23	133	78	136	159	145	440	674	2441	18	135.61	-	133.40	=	2.21	177	451	237 674
8	10/10/23	135	76	150	114	152	416	644	2857	21	136.05	-	135.61	=	0.44	177	451	237 674
9	10/17/23	136	75	128	156	159	443	668	3300	24	137.50	-	136.05	=	1.45	177	451	237 674
10	10/24/23	137	74	173	170	125	468	690	3768	27	139.56	-	137.50	=	2.06	177	468	247 690
11	10/31/23	139	72	145	174	115	434	650	4202	30	140.07	-	139.56	=	0.51	177	468	247 690

End of 1st part

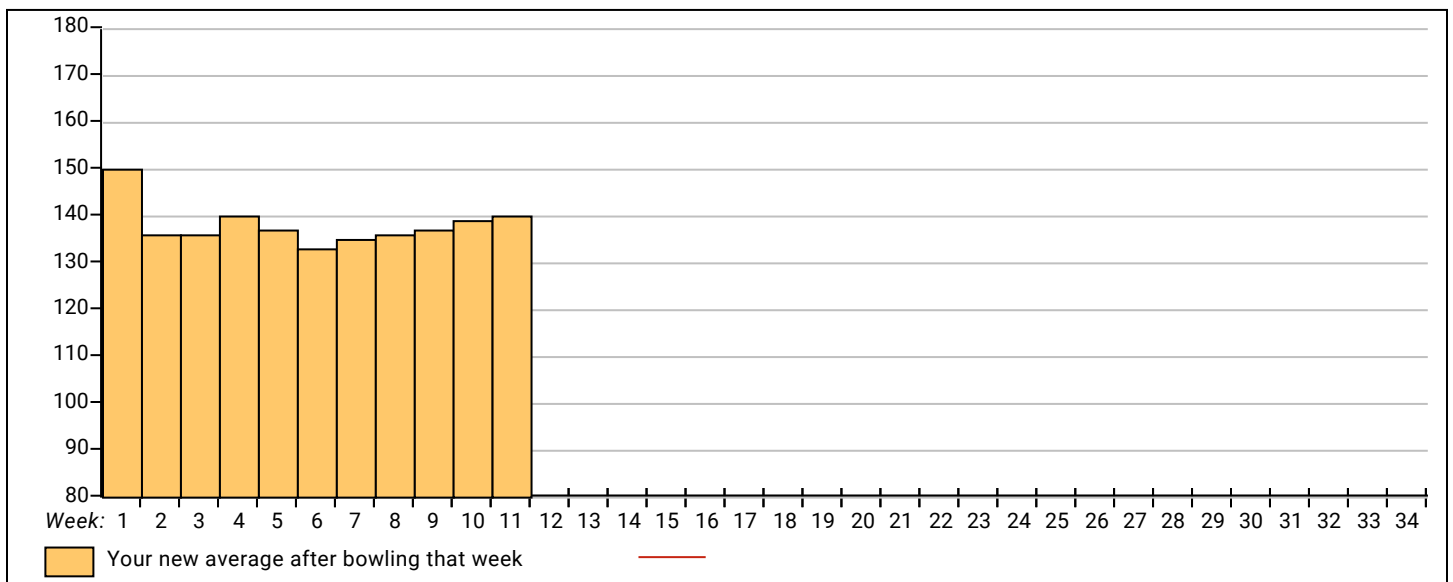


<u><100</u>	<u>100's</u>	<u>125's</u>	<u>150's</u>	<u>175's</u>	<u>200's</u>	<u>225's</u>	<u>250's</u>	<u>275's</u>	<u>300's</u>
2	5	12	10	1					
<u><400</u>	<u>400's</u>	<u>450's</u>	<u>500's</u>	<u>550's</u>	<u>600's</u>	<u>650's</u>	<u>700's</u>	<u>750's</u>	<u>800's</u>
3	5	2							

<u>Avg of Game 1</u>	<u>Avg of Game 2</u>	<u>Avg of Game 3</u>
131.20	144.40	144.60

High game of 177 on week 1 High series of 468 on week 10 High average of 150.33 after bowling week 1
 Low game of 97 on week 6 Low series of 349 on week 6 Low average of 133.40 after bowling week 6

High Scores by Game
 Game #1: 173 on week 10 Game #2: 174 on week 11 Game #3: 177 on week 1



Note: This report includes information through October 31 which is Week 11 of 34

CURTIS WESTLEY's Bowling Record - Team 18: INSERT NAME HERE

Week No.	Bowling Date	Old Avg	Old HDCP	-1-	-2-	-3-	Total	HDCP Total	Pins	Gms	---Average Change---			High Game	High Sers	HDCP Game	HDCP Sers		
											New	Old	+/-						
1	08/22/23	bk166	48	121	172	143	436	580	436	3	145.33	-	0.00	=	145.33	172	436		
2	08/29/23	145	67	161	200	168	529	730	965	6	160.83	-	145.33	=	15.50	200	529		
3	09/05/23	160	54	167	154	121	442	604	1407	9	156.33	-	160.83	=	-4.50	200	529		
4	09/12/23	156	57	151	176	201	528	699	1935	12	161.25	-	156.33	=	4.92	201	529		
5	09/19/23	161	53	116	191	181	488	647	2423	15	161.53	-	161.25	=	0.28	201	529	244	647
6	09/26/23	161	53	211	176	221	608	767	3031	18	168.39	-	161.53	=	6.86	221	608	274	767
7	10/03/23	168	46	180	185	149	514	652	3545	21	168.81	-	168.39	=	0.42	221	608	274	767
8	10/10/23	168	46	164	151	183	498	636	4043	24	168.46	-	168.81	=	-0.35	221	608	274	767
9	10/17/23	168	46	164	173	137	474	612	4517	27	167.30	-	168.46	=	-1.16	221	608	274	767
10	10/24/23	167	47	160	135	163	458	599	4975	30	165.83	-	167.30	=	-1.46	221	608	274	767
11	10/31/23	165	49	115	193	159	467	614	5442	33	164.91	-	165.83	=	-0.92	221	608	274	767

End of 1st part



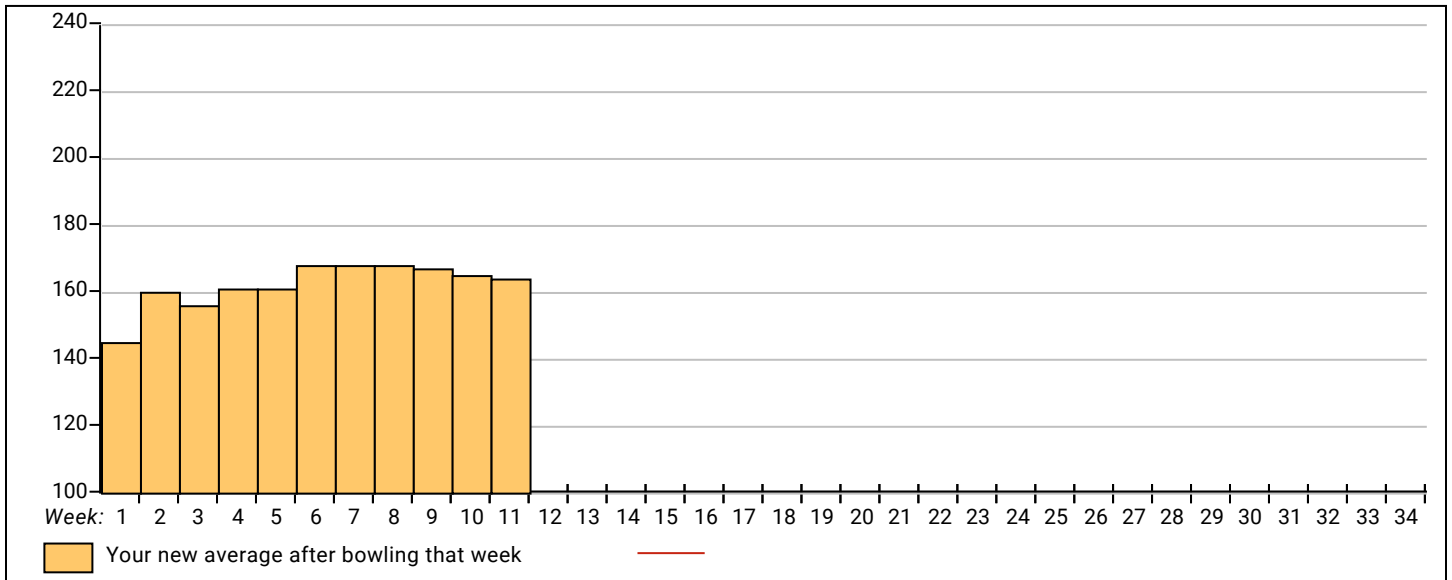
<u><100</u>	<u>100's</u>	<u>125's</u>	<u>150's</u>	<u>175's</u>	<u>200's</u>	<u>225's</u>	<u>250's</u>	<u>275's</u>	<u>300's</u>
	4	4	13	8	4				
<u><400</u>	<u>400's</u>	<u>450's</u>	<u>500's</u>	<u>550's</u>	<u>600's</u>	<u>650's</u>	<u>700's</u>	<u>750's</u>	<u>800's</u>
	2	5	3		1				

<u>Avg of Game 1</u>	<u>Avg of Game 2</u>	<u>Avg of Game 3</u>
155.45	173.27	166.00

High game of 221 on week 6 High series of 608 on week 6 High average of 168.81 after bowling week 7
 Low game of 115 on week 11 Low series of 436 on week 1 Low average of 145.33 after bowling week 1

High Scores by Game

Game #1: 211 on week 6 Game #2: 200 on week 2 Game #3: 221 on week 6



Note: This report includes information through October 31 which is Week 11 of 34

WES CRISLER's Bowling Record - Team 18: INSERT NAME HERE

Week No.	Bowling Date	Old Avg	Old HDCP	-1-	-2-	-3-	Total	HDCP		---Average Change---			High Game	High Sers	HDCP Game	HDCP Sers	
								Total	Pins	Gms	New	Old					+/-
1	08/22/23	178	37	205	161	168	534	645	534	3	178.00	-	0.00	=	178.00	205	534
2	08/29/23	178	37	a168	a168	a168	504	615	534	3	178.00	-	178.00	=	0.00	205	534
3	09/05/23	178	37	243	159	206	608	719	1142	6	190.33	-	178.00	=	12.33	243	608
4	09/12/23	190	27	171	177	206	554	635	1696	9	188.44	-	190.33	=	-1.89	243	608
5	09/19/23	188	28	172	175	137	484	568	2180	12	181.67	-	188.44	=	-6.78	243	608
6	09/26/23	181	35	a171	a171	a171	513	618	2180	12	181.67	-	181.67	=	0.00	243	608
7	10/03/23	181	35	a171	a171	a171	513	618	2180	12	181.67	-	181.67	=	0.00	243	608
8	10/10/23	181	35	a171	a171	a171	513	618	2180	12	181.67	-	181.67	=	0.00	243	608
9	10/17/23	181	35	a171	a171	a171	513	618	2180	12	181.67	-	181.67	=	0.00	243	608
10	10/24/23	181	35	a171	a171	a171	513	618	2180	12	181.67	-	181.67	=	0.00	243	608
11	10/31/23	181	35	145	156	192	493	598	2673	15	178.20	-	181.67	=	-3.47	243	608

End of 1st part

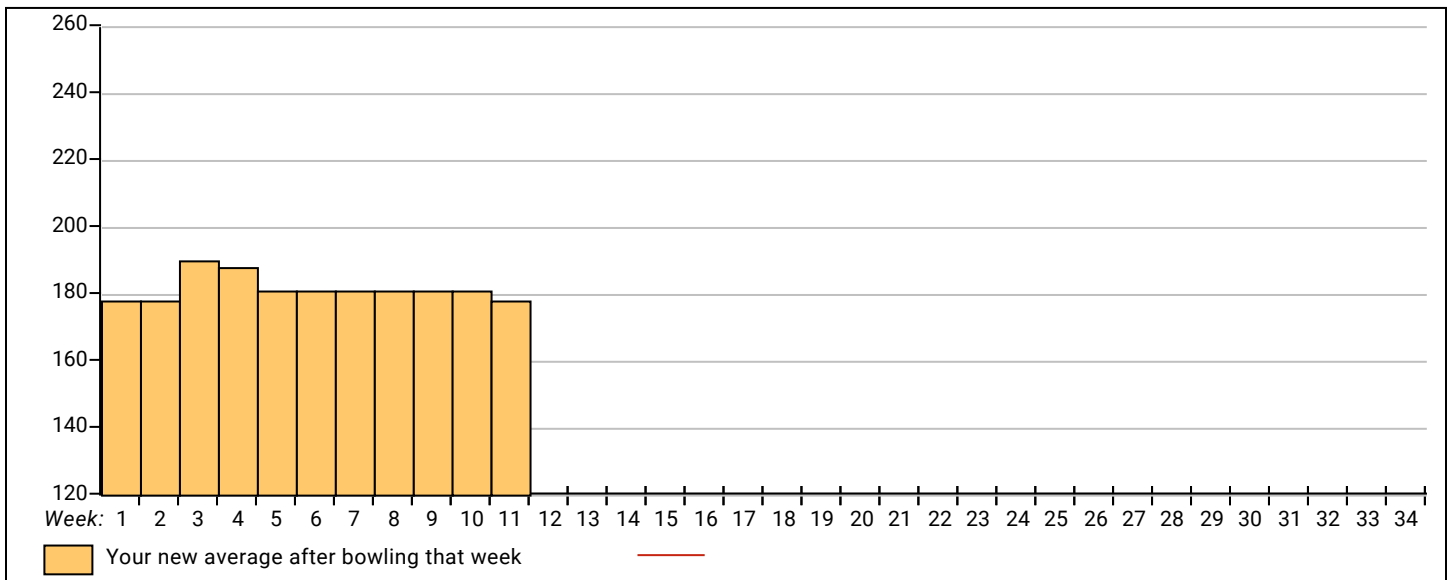


<u><100</u>	<u>100's</u>	<u>125's</u>	<u>150's</u>	<u>175's</u>	<u>200's</u>	<u>225's</u>	<u>250's</u>	<u>275's</u>	<u>300's</u>
		2	6	3	3	1			
<u><400</u>	<u>400's</u>	<u>450's</u>	<u>500's</u>	<u>550's</u>	<u>600's</u>	<u>650's</u>	<u>700's</u>	<u>750's</u>	<u>800's</u>
		2	1	1	1				
<u>Avg of Game 1</u>			<u>Avg of Game 2</u>			<u>Avg of Game 3</u>			
187.20			165.60			181.80			

High game of 243 on week 3 High series of 608 on week 3 High average of 190.33 after bowling week 3
 Low game of 137 on week 5 Low series of 484 on week 5 Low average of 178.00 after bowling week 1

High Scores by Game

Game #1: 243 on week 3 Game #2: 177 on week 4 Game #3: 206 on week 3



Note: This report includes information through October 31 which is Week 11 of 34

BRYAN SCHMIDT's Bowling Record - Team 18: INSERT NAME HERE

Week No.	Bowling Date	Old Avg	Old HDCP	-1-	-2-	-3-	Total	HDCP Total	Pins	Gms	---Average Change---			High Game	High Sers	HDCP Game	HDCP Sers		
											New	Old	----> +/-						
1	08/22/23	bk197	20	202	279	216	697	757	697	3	232.33	-	0.00	=	232.33	279	697		
2	08/29/23	232	0	210	202	185	597	597	1294	6	215.67	-	232.33	=	-16.67	279	697		
3	09/05/23	215	4	161	166	209	536	548	1830	9	203.33	-	215.67	=	-12.33	279	697		
4	09/12/23	203	15	196	196	195	587	632	2417	12	201.42	-	203.33	=	-1.92	279	697		
5	09/19/23	201	17	191	197	164	552	603	2969	15	197.93	-	201.42	=	-3.48	279	697	214	603
6	09/26/23	197	20	164	167	180	511	571	3480	18	193.33	-	197.93	=	-4.60	279	697	214	603
7	10/03/23	193	24	170	182	179	531	603	4011	21	191.00	-	193.33	=	-2.33	279	697	214	603
8	10/10/23	191	26	169	146	168	483	561	4494	24	187.25	-	191.00	=	-3.75	279	697	214	603
9	10/17/23	187	29	162	169	180	511	598	5005	27	185.37	-	187.25	=	-1.88	279	697	214	603
10	10/24/23	185	31	182	204	228	614	707	5619	30	187.30	-	185.37	=	1.93	279	697	259	707
11	10/31/23	187	29	255	177	188	620	707	6239	33	189.06	-	187.30	=	1.76	279	697	284	707

End of 1st part

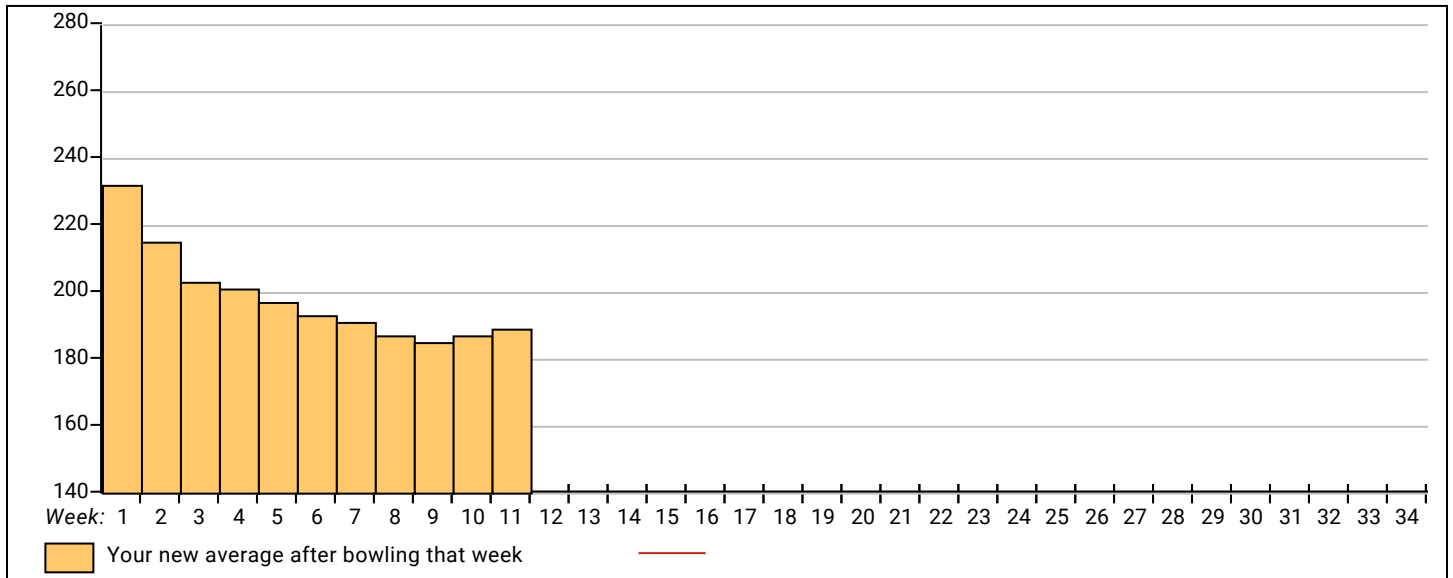


<u><100</u>	<u>100's</u>	<u>125's</u>	<u>150's</u>	<u>175's</u>	<u>200's</u>	<u>225's</u>	<u>250's</u>	<u>275's</u>	<u>300's</u>
		1	10	13	6	1	1	1	
<u><400</u>	<u>400's</u>	<u>450's</u>	<u>500's</u>	<u>550's</u>	<u>600's</u>	<u>650's</u>	<u>700's</u>	<u>750's</u>	<u>800's</u>
		1	4	3	2	1			
			<u>Avg of Game 1</u>	<u>Avg of Game 2</u>	<u>Avg of Game 3</u>				
			187.45	189.55	190.18				

High game of 279 on week 1 High series of 697 on week 1 High average of 232.33 after bowling week 1
 Low game of 146 on week 8 Low series of 483 on week 8 Low average of 185.37 after bowling week 9

High Scores by Game

Game #1: 255 on week 11 Game #2: 279 on week 1 Game #3: 228 on week 10



Note: This report includes information through October 31 which is Week 11 of 34

AMBER OWENS's Bowling Record - Team 19: JOE'S TIRE & AUTO

Week No.	Bowling Date	Old Avg	Old HDCP	-1- -2- -3-			Total	HDCP Total	Pins Gms		---Average Change---			High Game	High Sers	HDCP Game	HDCP Sers
									New	Old	Change						
1	08/22/23	bk129	81	141	122	126	389	632	389	3	129.67	-	0.00	=	129.67	141	389
2	08/29/23	129	81	133	114	195	442	685	831	6	138.50	-	129.67	=	8.83	195	442
3	09/05/23	138	0				0	0	831	6	138.50	-	138.50	=	0.00	195	442
4	09/12/23	138	73	162	133	100	395	614	1226	9	136.22	-	138.50	=	-2.28	195	442
5	09/19/23	136	75	144	147	142	433	658	1659	12	138.25	-	136.22	=	2.03	195	442
6	09/26/23	138	73	144	169	132	445	664	2104	15	140.27	-	138.25	=	2.02	195	445
7	10/03/23	140	72	116	101	118	335	551	2439	18	135.50	-	140.27	=	-4.77	195	445
8	10/10/23	135	76	123	142	111	376	604	2815	21	134.05	-	135.50	=	-1.45	195	445
9	10/17/23	134	77	139	111	114	364	595	3179	24	132.46	-	134.05	=	-1.59	195	445
10	10/24/23	132	79	122	121	132	375	612	3554	27	131.63	-	132.46	=	-0.83	195	445
11	10/31/23	131	80	137	133	131	401	641	3955	30	131.83	-	131.63	=	0.20	195	445

End of 1st part

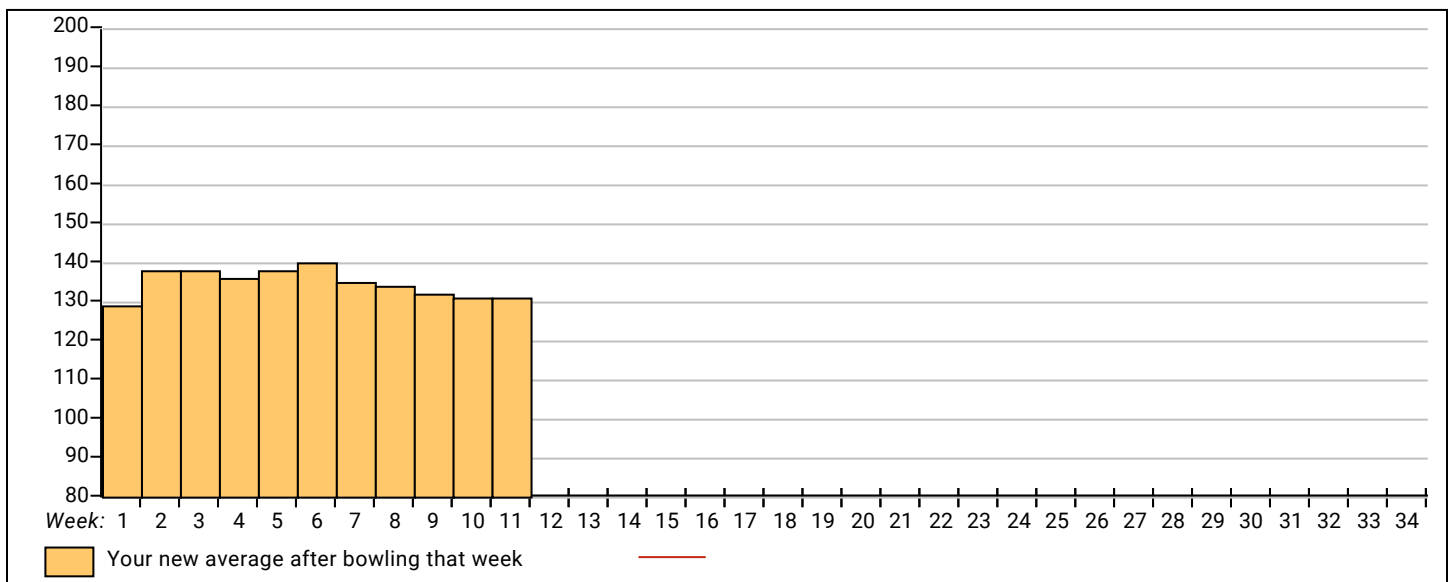


<u><100</u>	<u>100's</u>	<u>125's</u>	<u>150's</u>	<u>175's</u>	<u>200's</u>	<u>225's</u>	<u>250's</u>	<u>275's</u>	<u>300's</u>
	12	15	2	1					
<u><400</u>	<u>400's</u>	<u>450's</u>	<u>500's</u>	<u>550's</u>	<u>600's</u>	<u>650's</u>	<u>700's</u>	<u>750's</u>	<u>800's</u>
6	4								

<u>Avg of Game 1</u>	<u>Avg of Game 2</u>	<u>Avg of Game 3</u>
136.10	129.30	130.10

High game of 195 on week 2 High series of 445 on week 6 High average of 140.27 after bowling week 6
 Low game of 100 on week 4 Low series of 335 on week 7 Low average of 129.67 after bowling week 1

High Scores by Game
 Game #1: 162 on week 4 Game #2: 169 on week 6 Game #3: 195 on week 2



Note: This report includes information through October 31 which is Week 11 of 34

SAMANTHA OWENS's Bowling Record - Team 19: JOE'S TIRE & AUTO

Week No.	Bowling Date	Old Avg	Old HDCP	-1-	-2-	-3-	Total	HDCP Total	Pins	Gms	---Average Change---			High Game	High Sers	HDCP Game	HDCP Sers		
											New	Old	+/-						
1	08/22/23	bk144	68	154	167	133	454	658	454	3	151.33	-	0.00	=	151.33	167	454		
2	08/29/23	151	62	158	130	112	400	586	854	6	142.33	-	151.33	=	-9.00	167	454		
3	09/05/23	142	70	146	124	108	378	588	1232	9	136.89	-	142.33	=	-5.44	167	454		
4	09/12/23	136	75	110	115	153	378	603	1610	12	134.17	-	136.89	=	-2.72	167	454		
5	09/19/23	134	77	132	154	105	391	622	2001	15	133.40	-	134.17	=	-0.77	167	454	231	622
6	09/26/23	133	78	144	136	158	438	672	2439	18	135.50	-	133.40	=	2.10	167	454	236	672
7	10/03/23	135	76	166	141	155	462	690	2901	21	138.14	-	135.50	=	2.64	167	462	242	690
8	10/10/23	138	73	102	114	140	356	575	3257	24	135.71	-	138.14	=	-2.43	167	462	242	690
9	10/17/23	135	76	124	136	148	408	636	3665	27	135.74	-	135.71	=	0.03	167	462	242	690
10	10/24/23	135	76	139	133	137	409	637	4074	30	135.80	-	135.74	=	0.06	167	462	242	690
11	10/31/23	135	76	144	138	159	441	669	4515	33	136.82	-	135.80	=	1.02	167	462	242	690

End of 1st part

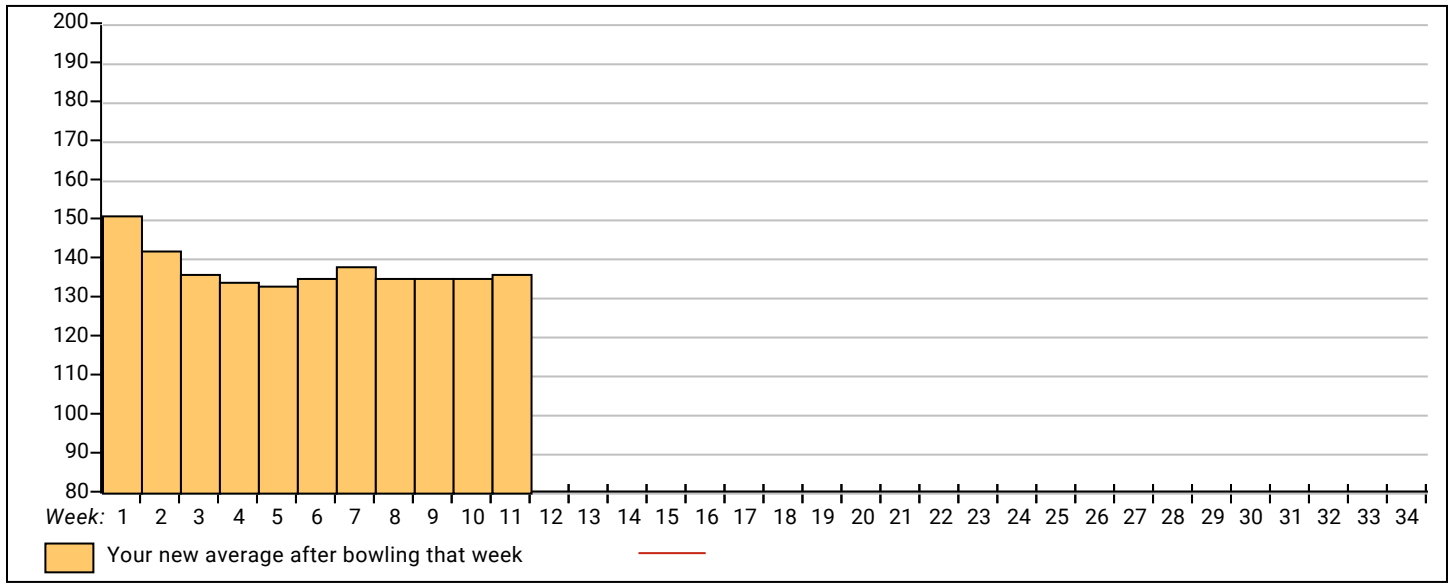


<u><100</u>	<u>100's</u>	<u>125's</u>	<u>150's</u>	<u>175's</u>	<u>200's</u>	<u>225's</u>	<u>250's</u>	<u>275's</u>	<u>300's</u>
	9	15	9						
<u><400</u>	<u>400's</u>	<u>450's</u>	<u>500's</u>	<u>550's</u>	<u>600's</u>	<u>650's</u>	<u>700's</u>	<u>750's</u>	<u>800's</u>
4	5	2							

<u>Avg of Game 1</u>	<u>Avg of Game 2</u>	<u>Avg of Game 3</u>
138.09	135.27	137.09

High game of 167 on week 1 High series of 462 on week 7 High average of 151.33 after bowling week 1
 Low game of 102 on week 8 Low series of 356 on week 8 Low average of 133.40 after bowling week 5

High Scores by Game
 Game #1: 166 on week 7 Game #2: 167 on week 1 Game #3: 159 on week 11



Note: This report includes information through October 31 which is Week 11 of 34

CHRIS ARMSTRONG's Bowling Record - Team 19: JOE'S TIRE & AUTO

Week No.	Bowling Date	Old Avg	Old HDCP	-1-	-2-	-3-	Total	HDCP Total	Pins	Gms	---Average Change---			High Game	High Sers	HDCP Game	HDCP Sers	
											New	Old	+/-					
1	08/22/23	bk203	15	191	214	169	574	619	574	3	191.33	-	0.00	=	191.33	214	574	
2	08/29/23	191	26	183	192	189	564	642	1138	6	189.67	-	191.33	=	-1.67	214	574	
3	09/05/23	189	27	214	194	201	609	690	1747	9	194.11	-	189.67	=	4.44	214	609	
4	09/12/23	194	23	213	210	175	598	667	2345	12	195.42	-	194.11	=	1.31	214	609	
5	09/19/23	195	22	196	184	203	583	649	2928	15	195.20	-	195.42	=	-0.22	214	609	225
6	09/26/23	195	22	200	219	213	632	698	3560	18	197.78	-	195.20	=	2.58	219	632	241
7	10/03/23	197	0				0	0	3560	18	197.78	-	197.78	=	0.00	219	632	241
8	10/10/23	197	20	182	199	184	565	625	4125	21	196.43	-	197.78	=	-1.35	219	632	241
9	10/17/23	196	21	177	167	233	577	640	4702	24	195.92	-	196.43	=	-0.51	233	632	254
10	10/24/23	195	22	212	181	220	613	679	5315	27	196.85	-	195.92	=	0.94	233	632	254
11	10/31/23	196	21	192	169	237	598	661	5913	30	197.10	-	196.85	=	0.25	237	632	258

End of 1st part



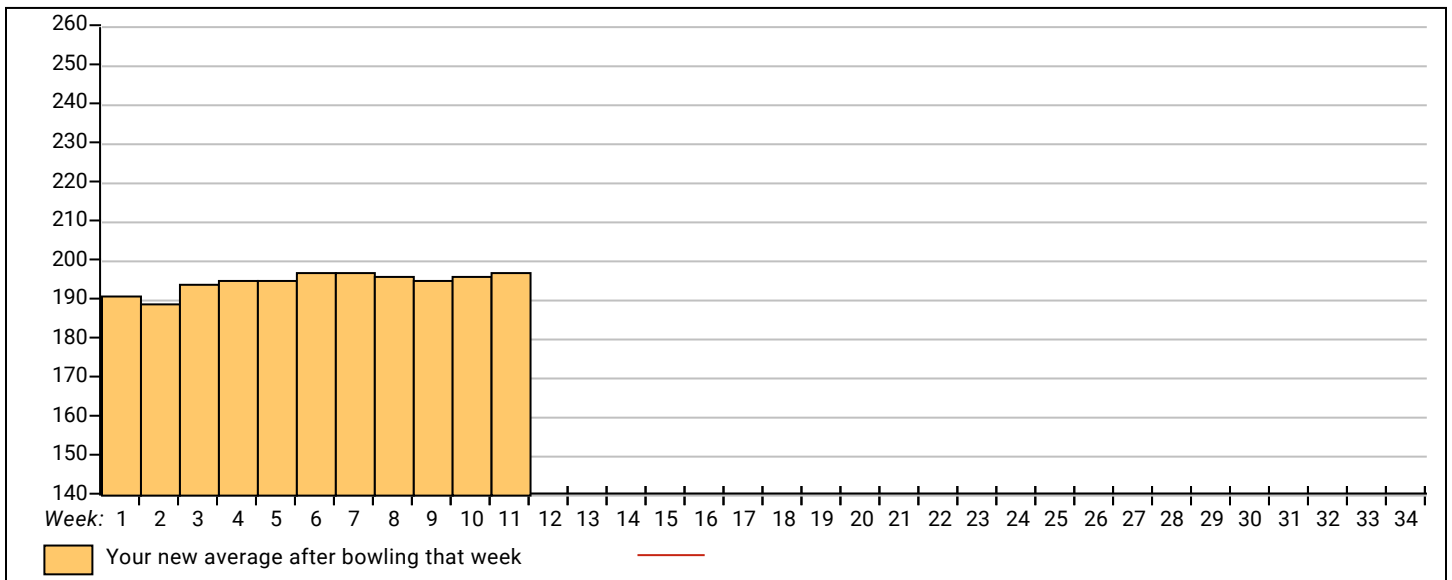
<u><100</u>	<u>100's</u>	<u>125's</u>	<u>150's</u>	<u>175's</u>	<u>200's</u>	<u>225's</u>	<u>250's</u>	<u>275's</u>	<u>300's</u>
			3	14	11	2			
<u><400</u>	<u>400's</u>	<u>450's</u>	<u>500's</u>	<u>550's</u>	<u>600's</u>	<u>650's</u>	<u>700's</u>	<u>750's</u>	<u>800's</u>
				7	3				

<u>Avg of Game 1</u>	<u>Avg of Game 2</u>	<u>Avg of Game 3</u>
196.00	192.90	202.40

High game of 237 on week 11 High series of 632 on week 6 High average of 197.78 after bowling week 6
 Low game of 167 on week 9 Low series of 564 on week 2 Low average of 189.67 after bowling week 2

High Scores by Game

Game #1: 214 on week 3 Game #2: 219 on week 6 Game #3: 237 on week 11



Note: This report includes information through October 31 which is Week 11 of 34

HAYDEN CARR's Bowling Record - Team 19: JOE'S TIRE & AUTO

Week No.	Bowling Date	Old Avg	Old HDCP	-1-	-2-	-3-	Total	HDCP Total	Pins	Gms	---Average Change---			High Game	High Sers	HDCP Game	HDCP Sers		
											New	Old	+/-						
1	08/22/23	151	62	117	138	199	454	640	454	3	151.33	-	0.00	=	151.33	199	454		
2	08/29/23	151	62	212	168	257	637	823	1091	6	181.83	-	151.33	=	30.50	257	637		
3	09/05/23	181	35	143	159	124	426	531	1517	9	168.56	-	181.83	=	-13.28	257	637		
4	09/12/23	168	46	119	192	219	530	668	2047	12	170.58	-	168.56	=	2.03	257	637		
5	09/19/23	170	45	165	102	181	448	583	2495	15	166.33	-	170.58	=	-4.25	257	637	226	583
6	09/26/23	166	48	117	140	146	403	547	2898	18	161.00	-	166.33	=	-5.33	257	637	226	583
7	10/03/23	161	53	155	135	219	509	668	3407	21	162.24	-	161.00	=	1.24	257	637	272	668
8	10/10/23	162	52	179	146	182	507	663	3914	24	163.08	-	162.24	=	0.85	257	637	272	668
9	10/17/23	163	51	155	135	157	447	600	4361	27	161.52	-	163.08	=	-1.56	257	637	272	668
10	10/24/23	161	53	199	158	163	520	679	4881	30	162.70	-	161.52	=	1.18	257	637	272	679
11	10/31/23	162	52	180	163	210	553	709	5434	33	164.67	-	162.70	=	1.97	257	637	272	709

End of 1st part

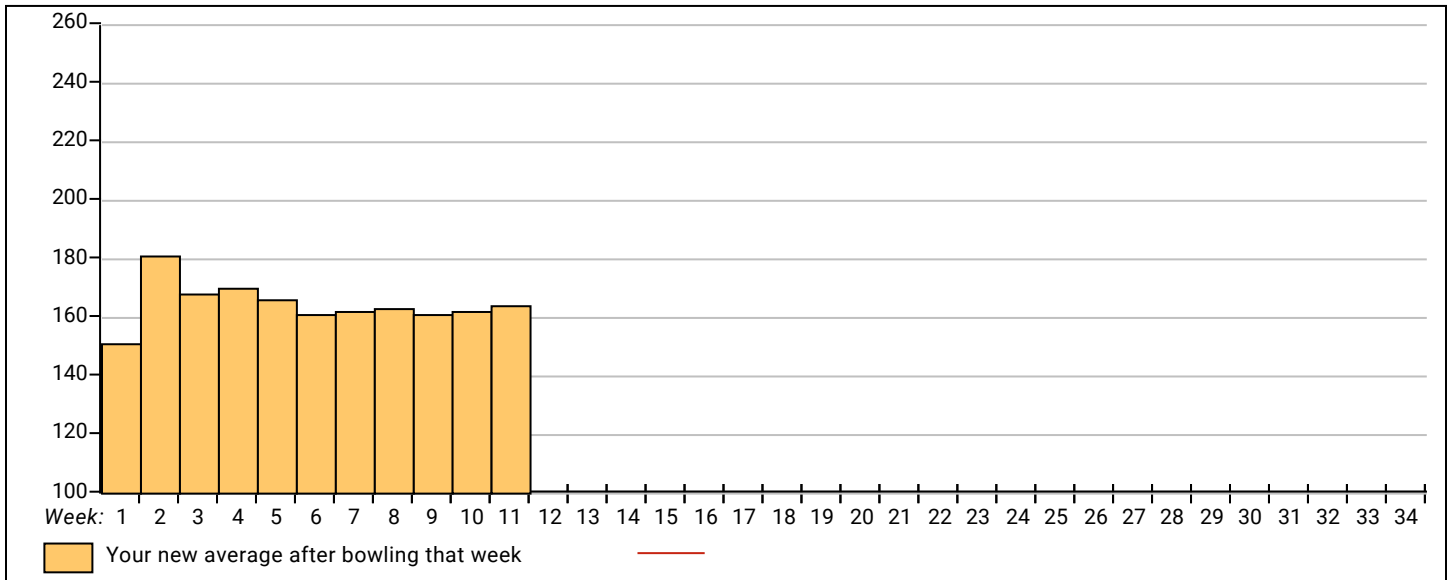


<u><100</u>	<u>100's</u>	<u>125's</u>	<u>150's</u>	<u>175's</u>	<u>200's</u>	<u>225's</u>	<u>250's</u>	<u>275's</u>	<u>300's</u>
	5	7	9	7	4		1		
<u><400</u>	<u>400's</u>	<u>450's</u>	<u>500's</u>	<u>550's</u>	<u>600's</u>	<u>650's</u>	<u>700's</u>	<u>750's</u>	<u>800's</u>
	4	1	4	1	1				
<u>Avg of Game 1</u>			<u>Avg of Game 2</u>			<u>Avg of Game 3</u>			
158.27			148.73			187.00			

High game of 257 on week 2 High series of 637 on week 2 High average of 181.83 after bowling week 2
 Low game of 102 on week 5 Low series of 403 on week 6 Low average of 151.33 after bowling week 1

High Scores by Game

Game #1: 212 on week 2 Game #2: 192 on week 4 Game #3: 257 on week 2



Note: This report includes information through October 31 which is Week 11 of 34

SHANE BOWERS's Bowling Record - Team 19: JOE'S TIRE & AUTO

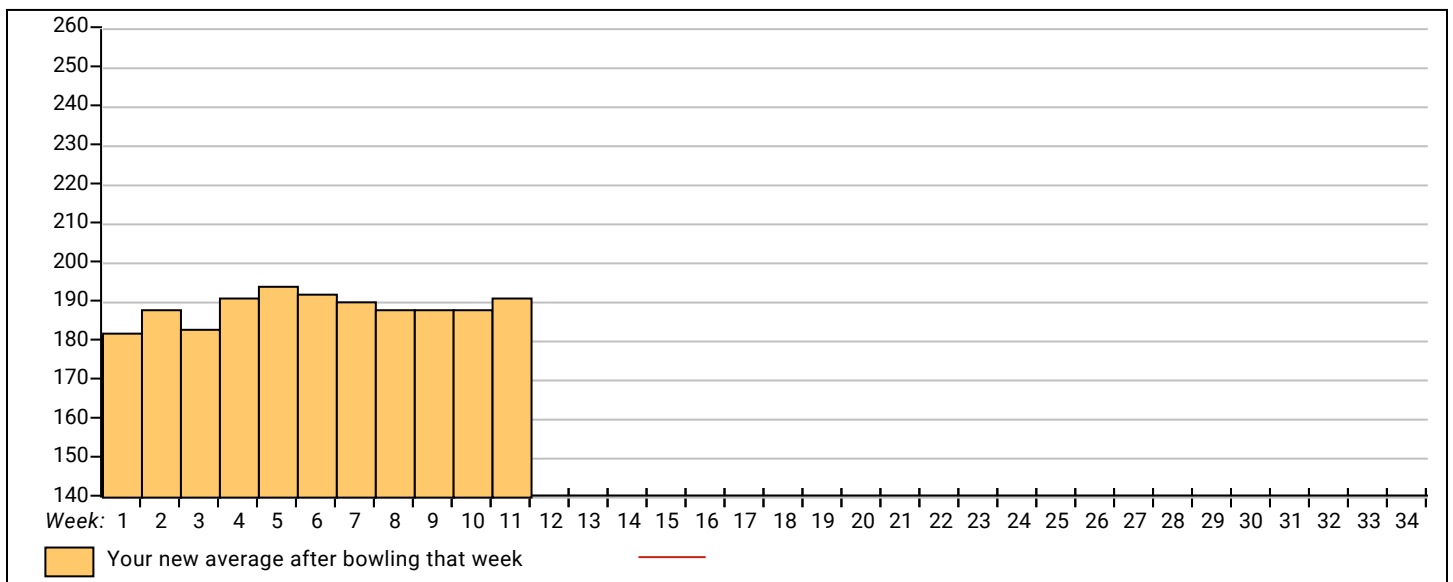
Week No.	Bowling Date	Old Avg	Old HDCP	-1-	-2-	-3-	Total	HDCP Total	Pins	Gms	---Average Change---			High Game	High Sers	HDCP Game	HDCP Sers	
											New	Old	+/-					
1	08/22/23	bk200	18	179	193	175	547	601	547	3	182.33	-	0.00	=	182.33	193	547	
2	08/29/23	182	34	189	226	171	586	688	1133	6	188.83	-	182.33	=	6.50	226	586	
3	09/05/23	188	28	181	158	182	521	605	1654	9	183.78	-	188.83	=	-5.06	226	586	
4	09/12/23	183	33	223	213	203	639	738	2293	12	191.08	-	183.78	=	7.31	226	639	
5	09/19/23	191	26	227	226	171	624	702	2917	15	194.47	-	191.08	=	3.38	227	639	253 702
6	09/26/23	194	23	179	192	170	541	610	3458	18	192.11	-	194.47	=	-2.36	227	639	253 702
7	10/03/23	192	25	172	173	187	532	607	3990	21	190.00	-	192.11	=	-2.11	227	639	253 702
8	10/10/23	190	27	200	186	158	544	625	4534	24	188.92	-	190.00	=	-1.08	227	639	253 702
9	10/17/23	188	28	207	173	177	557	641	5091	27	188.56	-	188.92	=	-0.36	227	639	253 702
10	10/24/23	188	28	223	171	166	560	644	5651	30	188.37	-	188.56	=	-0.19	227	639	253 702
11	10/31/23	188	28	225	193	248	666	750	6317	33	191.42	-	188.37	=	3.06	248	666	276 750

End of 1st part

<u><100</u>	<u>100's</u>	<u>125's</u>	<u>150's</u>	<u>175's</u>	<u>200's</u>	<u>225's</u>	<u>250's</u>	<u>275's</u>	<u>300's</u>
			10	12	6	5			
<u><400</u>	<u>400's</u>	<u>450's</u>	<u>500's</u>	<u>550's</u>	<u>600's</u>	<u>650's</u>	<u>700's</u>	<u>750's</u>	<u>800's</u>
			5	3	2	1			
			<u>Avg of Game 1</u>	<u>Avg of Game 2</u>	<u>Avg of Game 3</u>				
			200.45	191.27	182.55				

High game of 248 on week 11 High series of 666 on week 11 High average of 194.47 after bowling week 5
 Low game of 158 on week 3 Low series of 521 on week 3 Low average of 182.33 after bowling week 1

High Scores by Game
 Game #1: 227 on week 5 Game #2: 226 on week 2 Game #3: 248 on week 11



Note: This report includes information through October 31 which is Week 11 of 34

JORDAN TAYLOR's Bowling Record - Team 19: JOE'S TIRE & AUTO

Week No.	Bowling Date	Old Avg	Old HDCP	-1-	-2-	-3-	Total	HDCP Total	Pins	Gms	---Average Change---			High Game	High Sers	HDCP Game	HDCP Sers
											New	Old	+/-				
3	09/05/23	93	114	75	67	137	279	621	279	3	93.00	-	0.00	=	93.00	137	279
4	09/12/23	93	0				0	0	279	3	93.00	-	93.00	=	0.00	137	279
5	09/19/23	93	0				0	0	279	3	93.00	-	93.00	=	0.00	137	279
6	09/26/23	93	0				0	0	279	3	93.00	-	93.00	=	0.00	137	279
7	10/03/23	93	114	54	132	90	276	618	555	6	92.50	-	93.00	=	-0.50	137	279
8	10/10/23	92	0				0	0	555	6	92.50	-	92.50	=	0.00	137	279
9	10/17/23	92	0				0	0	555	6	92.50	-	92.50	=	0.00	137	279
10	10/24/23	92	0				0	0	555	6	92.50	-	92.50	=	0.00	137	279
11	10/31/23	92	115				0	0	555	6	92.50	-	92.50	=	0.00	137	279

End of 1st part

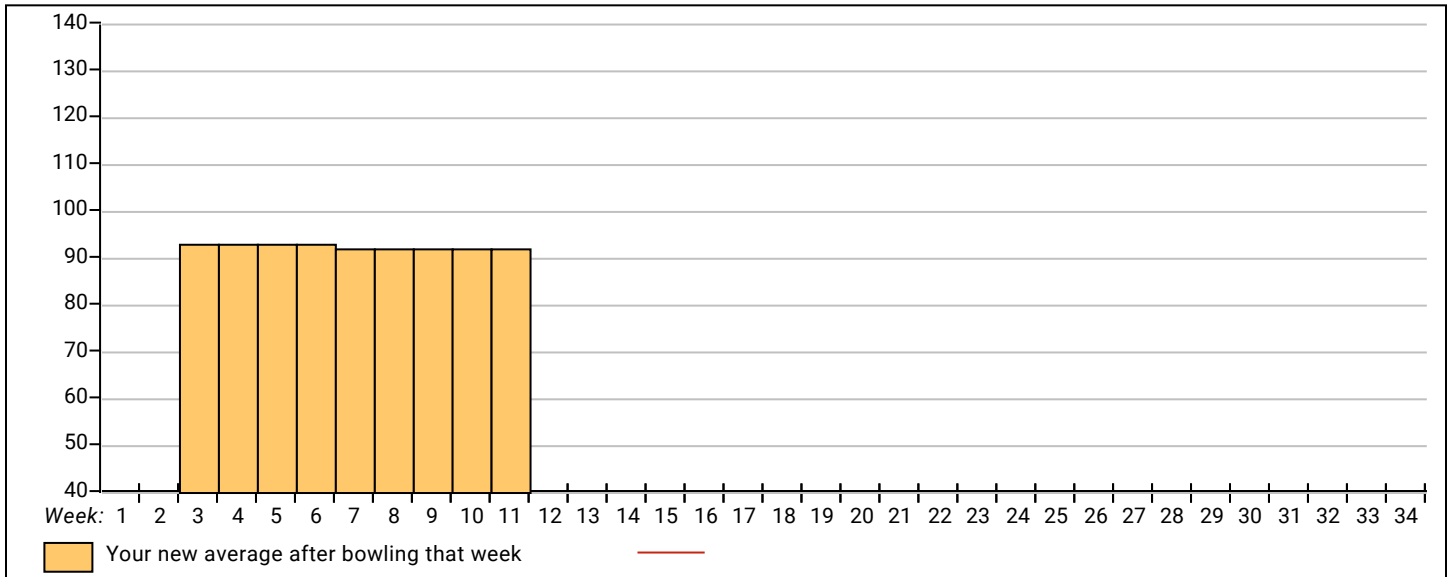
<u><100</u> 4	<u>100's</u>	<u>125's</u> 2	<u>150's</u>	<u>175's</u>	<u>200's</u>	<u>225's</u>	<u>250's</u>	<u>275's</u>	<u>300's</u>
<u><400</u> 2	<u>400's</u>	<u>450's</u>	<u>500's</u>	<u>550's</u>	<u>600's</u>	<u>650's</u>	<u>700's</u>	<u>750's</u>	<u>800's</u>

<u>Avg of Game 1</u> 64.50	<u>Avg of Game 2</u> 99.50	<u>Avg of Game 3</u> 113.50
-------------------------------	-------------------------------	--------------------------------

High game of 137 on week 3 High series of 279 on week 3 High average of 93.00 after bowling week 3
 Low game of 54 on week 7 Low series of 276 on week 7 Low average of 92.50 after bowling week 7

High Scores by Game

Game #1: 75 on week 3 Game #2: 132 on week 7 Game #3: 137 on week 3



Note: This report includes information through October 31 which is Week 11 of 34

LYNN CAUL's Bowling Record - Team 20: BAY GARAGE PRO SHOP

Week No.	Bowling Date	Old Avg	Old HDCP	-1-	-2-	-3-	Total	HDCP Total	Pins	Gms	---Average Change---			High Game	High Sers	HDCP Game	HDCP Sers	
											New	Old	+/-					
1	08/22/23	bk184	32	187	217	169	573	669	573	3	191.00	-	0.00	=	191.00	217	573	
2	08/29/23	191	26	178	159	183	520	598	1093	6	182.17	-	191.00	=	-8.83	217	573	
3	09/05/23	182	34	149	223	169	541	643	1634	9	181.56	-	182.17	=	-0.61	223	573	
4	09/12/23	181	35	155	164	160	479	584	2113	12	176.08	-	181.56	=	-5.47	223	573	
5	09/19/23	176	39	158	152	160	470	587	2583	15	172.20	-	176.08	=	-3.88	223	573	199
6	09/26/23	172	43	144	203	172	519	648	3102	18	172.33	-	172.20	=	0.13	223	573	246
7	10/03/23	172	43	147	202	198	547	676	3649	21	173.76	-	172.33	=	1.43	223	573	246
8	10/10/23	173	42	170	220	172	562	688	4211	24	175.46	-	173.76	=	1.70	223	573	262
9	10/17/23	175	40	225	227	177	629	749	4840	27	179.26	-	175.46	=	3.80	227	629	267
				629 --- 600 Series Award -- TNBA Awards														
10	10/24/23	179	36	217	173	151	541	649	5381	30	179.37	-	179.26	=	0.11	227	629	267
11	10/31/23	179	36	213	168	136	517	625	5898	33	178.73	-	179.37	=	-0.64	227	629	267

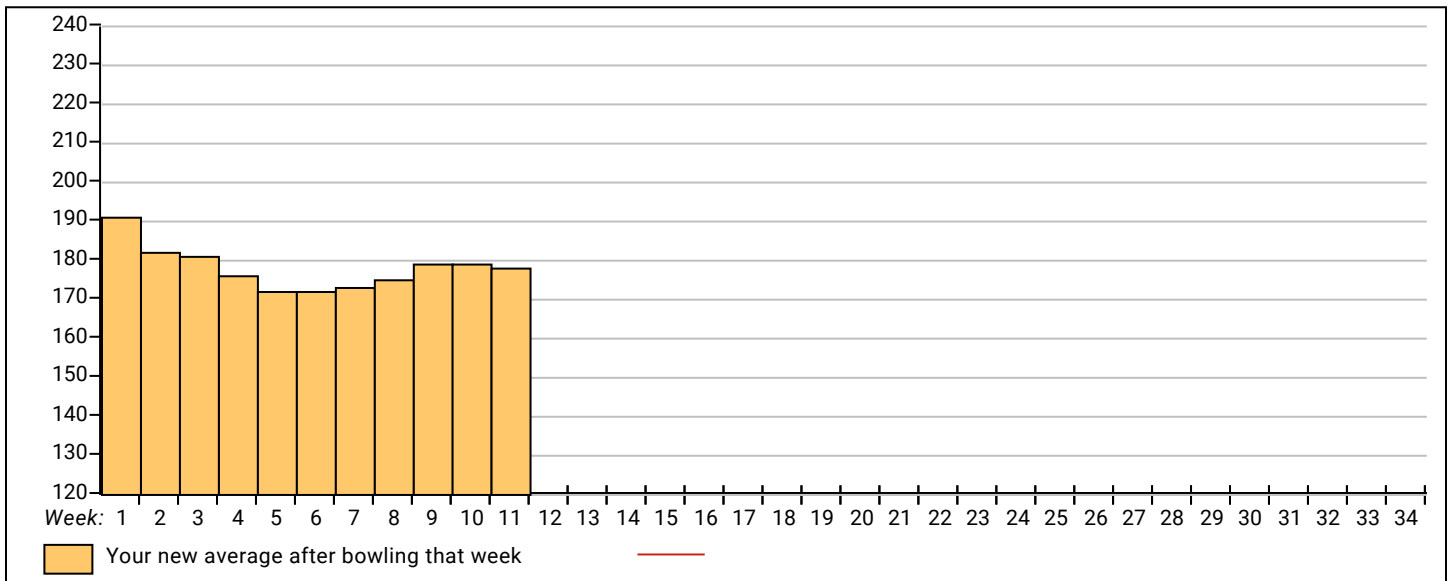
End of 1st part

<u><100</u>	<u>100's</u>	<u>125's</u>	<u>150's</u>	<u>175's</u>	<u>200's</u>	<u>225's</u>	<u>250's</u>	<u>275's</u>	<u>300's</u>
		4	15	5	7	2			
<u><400</u>	<u>400's</u>	<u>450's</u>	<u>500's</u>	<u>550's</u>	<u>600's</u>	<u>650's</u>	<u>700's</u>	<u>750's</u>	<u>800's</u>
		2	6	2	1				
			<u>Avg of Game 1</u>	<u>Avg of Game 2</u>	<u>Avg of Game 3</u>				
			176.64	191.64	167.91				

High game of 227 on week 9 High series of 629 on week 9 High average of 191.00 after bowling week 1
 Low game of 136 on week 11 Low series of 470 on week 5 Low average of 172.20 after bowling week 5

High Scores by Game

Game #1: 225 on week 9 Game #2: 227 on week 9 Game #3: 198 on week 7



Note: This report includes information through October 31 which is Week 11 of 34

CHAD HENDERSON's Bowling Record - Team 20: BAY GARAGE PRO SHOP

Week No.	Bowling Date	Old Avg	Old HDCP	HDCP				HDCP			---Average Change---			High Game	High Sers	HDCP Game	HDCP Sers		
				-1-	-2-	-3-	Total	Total	Pins	Gms	New	Old	+/-						
1	08/22/23	bk159	54	156	172	122	450	612	450	3	150.00	-	0.00	=	150.00	172	450		
2	08/29/23	150	63	138	166	186	490	679	940	6	156.67	-	150.00	=	6.67	186	490		
3	09/05/23	156	57	165	180	155	500	671	1440	9	160.00	-	156.67	=	3.33	186	500		
4	09/12/23	160	54	198	225	214	637	799	2077	12	173.08	-	160.00	=	13.08	225	637		
637 --- 150 Over Series -- TNBA Awards																			
637 --- 630 Series Award (<160) -- TNBA Awards																			
5	09/19/23	173	42	193	186	140	519	645	2596	15	173.07	-	173.08	=	-0.02	225	637	235	645
6	09/26/23	173	42	149	177	147	473	599	3069	18	170.50	-	173.07	=	-2.57	225	637	235	645
7	10/03/23	170	45	a160	a160	a160	480	615	3069	18	170.50	-	170.50	=	0.00	225	637	235	645
8	10/10/23	170	45	150	159	128	437	572	3506	21	166.95	-	170.50	=	-3.55	225	637	235	645
9	10/17/23	166	48	a156	a156	a156	468	612	3506	21	166.95	-	166.95	=	0.00	225	637	235	645
10	10/24/23	166	48	135	193	170	498	642	4004	24	166.83	-	166.95	=	-0.12	225	637	241	645
11	10/31/23	166	48	a156	a156	a156	468	612	4004	24	166.83	-	166.83	=	0.00	225	637	241	645

End of 1st part



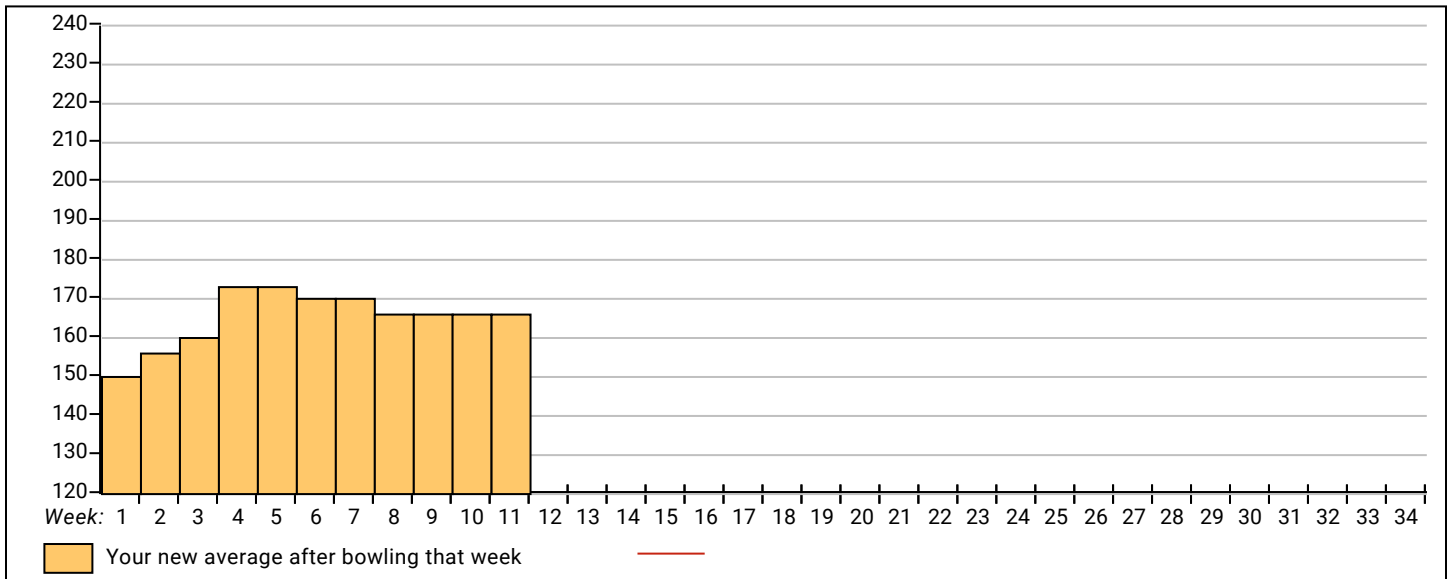
<u><100</u>	<u>100's</u>	<u>125's</u>	<u>150's</u>	<u>175's</u>	<u>200's</u>	<u>225's</u>	<u>250's</u>	<u>275's</u>	<u>300's</u>
	1	6	8	7	1	1			
<u><400</u>	<u>400's</u>	<u>450's</u>	<u>500's</u>	<u>550's</u>	<u>600's</u>	<u>650's</u>	<u>700's</u>	<u>750's</u>	<u>800's</u>
	1	4	2		1				

<u>Avg of Game 1</u>	<u>Avg of Game 2</u>	<u>Avg of Game 3</u>
160.50	182.25	157.75

High game of 225 on week 4 High series of 637 on week 4 High average of 173.08 after bowling week 4
 Low game of 122 on week 1 Low series of 437 on week 8 Low average of 150.00 after bowling week 1

High Scores by Game

Game #1: 198 on week 4 Game #2: 225 on week 4 Game #3: 214 on week 4



Note: This report includes information through October 31 which is Week 11 of 34

ROCKY KEY's Bowling Record - Team 20: BAY GARAGE PRO SHOP

Week No.	Bowling Date	Old Avg	Old HDCP	-1-	-2-	-3-	Total	HDCP Total	Pins	Gms	---Average Change---			High Game	High Sers	HDCP Game	HDCP Sers	
											New	Old	+/-					
1	08/22/23	bk198	19	239	181	159	579	636	579	3	193.00	-	0.00	=	193.00	239	579	
2	08/29/23	193	24	189	167	154	510	582	1089	6	181.50	-	193.00	=	-11.50	239	579	
3	09/05/23	181	35	247	197	247	691	796	1780	9	197.78	-	181.50	=	16.28	247	691	
4	09/12/23	197	20	171	175	215	561	621	2341	12	195.08	-	197.78	=	-2.69	247	691	
5	09/19/23	195	22	215	184	192	591	657	2932	15	195.47	-	195.08	=	0.38	247	691	237
6	09/26/23	195	22	185	246	202	633	699	3565	18	198.06	-	195.47	=	2.59	247	691	268
7	10/03/23	198	19	210	236	176	622	679	4187	21	199.38	-	198.06	=	1.33	247	691	268
8	10/10/23	199	18	252	226	256	734	788	4921	24	205.04	-	199.38	=	5.66	256	734	274
734 --- 700 Series Award -- TNBA Awards																		
9	10/17/23	205	13	224	141	212	577	616	5498	27	203.63	-	205.04	=	-1.41	256	734	274
10	10/24/23	203	15	213	160	212	585	630	6083	30	202.77	-	203.63	=	-0.86	256	734	274
11	10/31/23	202	16	159	224	242	625	673	6708	33	203.27	-	202.77	=	0.51	256	734	274

End of 1st part

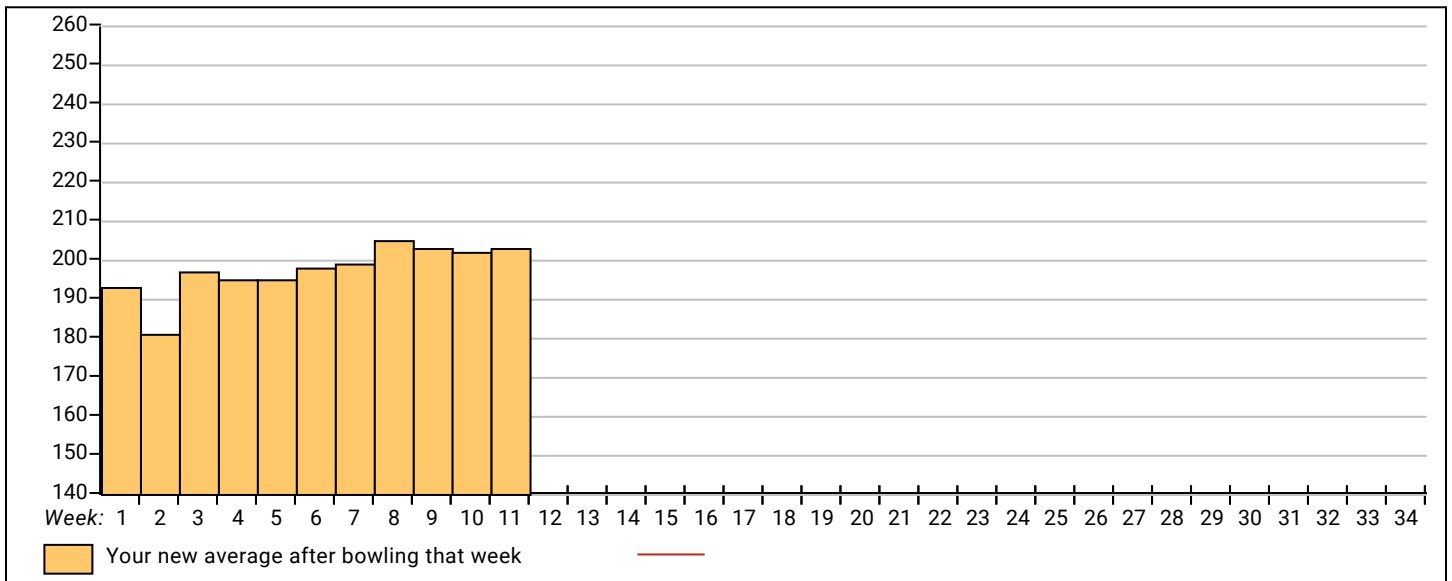


<u><100</u>	<u>100's</u>	<u>125's</u>	<u>150's</u>	<u>175's</u>	<u>200's</u>	<u>225's</u>	<u>250's</u>	<u>275's</u>	<u>300's</u>
		1	6	8	9	7	2		
<u><400</u>	<u>400's</u>	<u>450's</u>	<u>500's</u>	<u>550's</u>	<u>600's</u>	<u>650's</u>	<u>700's</u>	<u>750's</u>	<u>800's</u>
			1	5	3	1	1		
			<u>Avg of Game 1</u>	<u>Avg of Game 2</u>	<u>Avg of Game 3</u>				
			209.45	194.27	206.09				

High game of 256 on week 8 High series of 734 on week 8 High average of 205.04 after bowling week 8
 Low game of 141 on week 9 Low series of 510 on week 2 Low average of 181.50 after bowling week 2

High Scores by Game

Game #1: 252 on week 8 Game #2: 246 on week 6 Game #3: 256 on week 8



Note: This report includes information through October 31 which is Week 11 of 34

ARRON WAGGONER's Bowling Record - Team 20: BAY GARAGE PRO SHOP

Week No.	Bowling Date	Old Avg	Old HDCP	-1-	-2-	-3-	Total	HDCP Total	Pins	Gms	---Average Change---			High Game	High Sers	HDCP Game	HDCP Sers		
											New	Old	+/-						
1	08/22/23	bk197	20	179	168	213	560	620	560	3	186.67	-	0.00	=	186.67	213	560		
2	08/29/23	186	30	177	135	194	506	596	1066	6	177.67	-	186.67	=	-9.00	213	560		
3	09/05/23	177	38	207	190	202	599	713	1665	9	185.00	-	177.67	=	7.33	213	599		
4	09/12/23	185	31	210	176	180	566	659	2231	12	185.92	-	185.00	=	0.92	213	599		
5	09/19/23	185	31	213	224	155	592	685	2823	15	188.20	-	185.92	=	2.28	224	599	255	685
6	09/26/23	188	28	183	189	187	559	643	3382	18	187.89	-	188.20	=	-0.31	224	599	255	685
7	10/03/23	187	29	193	189	254	636	723	4018	21	191.33	-	187.89	=	3.44	254	636	283	723
8	10/10/23	191	26	141	160	201	502	580	4520	24	188.33	-	191.33	=	-3.00	254	636	283	723
9	10/17/23	188	28	220	192	159	571	655	5091	27	188.56	-	188.33	=	0.22	254	636	283	723
10	10/24/23	188	28	165	223	177	565	649	5656	30	188.53	-	188.56	=	-0.02	254	636	283	723
11	10/31/23	188	28	225	224	215	664	748	6320	33	191.52	-	188.53	=	2.98	254	664	283	748

End of 1st part



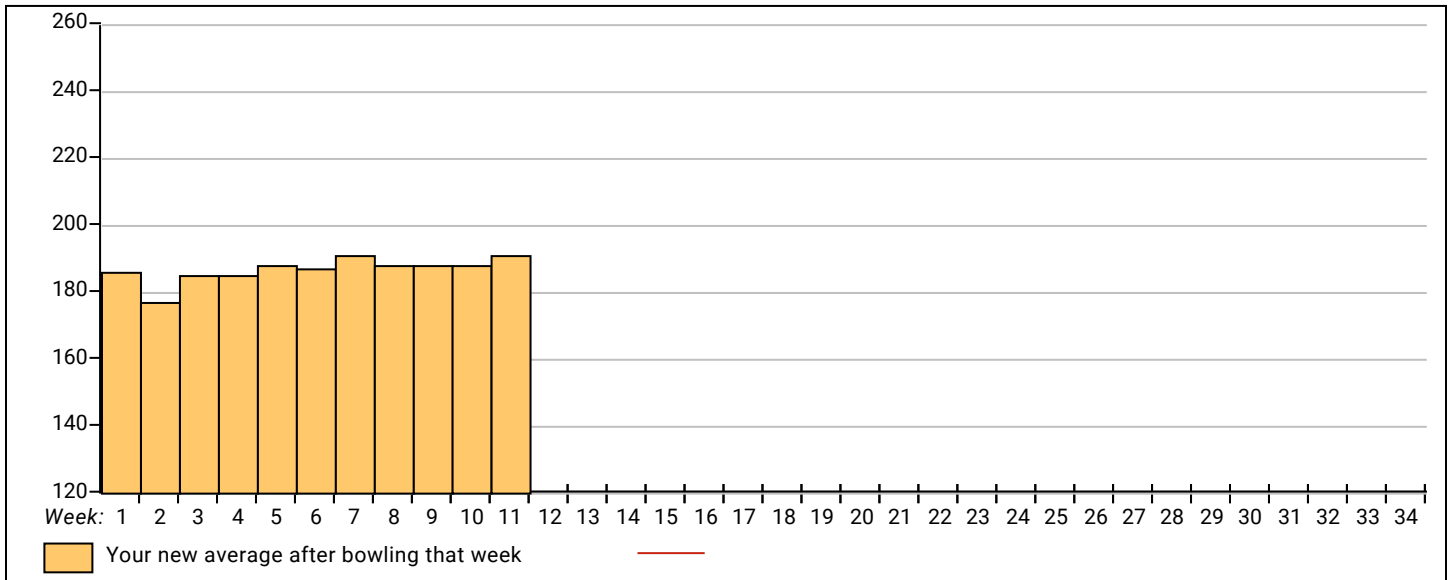
<u><100</u>	<u>100's</u>	<u>125's</u>	<u>150's</u>	<u>175's</u>	<u>200's</u>	<u>225's</u>	<u>250's</u>	<u>275's</u>	<u>300's</u>
		2	5	13	11	1	1		
<u><400</u>	<u>400's</u>	<u>450's</u>	<u>500's</u>	<u>550's</u>	<u>600's</u>	<u>650's</u>	<u>700's</u>	<u>750's</u>	<u>800's</u>
			2	7	1	1			

<u>Avg of Game 1</u>	<u>Avg of Game 2</u>	<u>Avg of Game 3</u>
192.09	188.18	194.27

High game of 254 on week 7 High series of 664 on week 11 High average of 191.52 after bowling week 11
 Low game of 135 on week 2 Low series of 502 on week 8 Low average of 177.67 after bowling week 2

High Scores by Game

Game #1: 225 on week 11 Game #2: 224 on week 5 Game #3: 254 on week 7



Note: This report includes information through October 31 which is Week 11 of 34

GEORGE EVERETT's Bowling Record - Team 20: BAY GARAGE PRO SHOP

Week No.	Bowling Date	Old Avg	Old HDCP	-1-	-2-	-3-	Total	HDCP		---Average Change---			High Game	High Sers	HDCP Game	HDCP Sers			
								Total	Pins	Gms	New	Old					+/-		
1	08/22/23	bk194	23	200	170	158	528	597	528	3	176.00	-	0.00	=	176.00	200	528		
2	08/29/23	176	39	198	218	180	596	713	1124	6	187.33	-	176.00	=	11.33	218	596		
3	09/05/23	187	29	187	183	214	584	671	1708	9	189.78	-	187.33	=	2.44	218	596		
4	09/12/23	189	27	177	195	179	551	632	2259	12	188.25	-	189.78	=	-1.53	218	596		
5	09/19/23	188	28	215	214	160	589	673	2848	15	189.87	-	188.25	=	1.62	218	596	243	673
6	09/26/23	189	27	178	191	211	580	661	3428	18	190.44	-	189.87	=	0.58	218	596	243	673
7	10/03/23	190	27	167	178	184	529	610	3957	21	188.43	-	190.44	=	-2.02	218	596	243	673
8	10/10/23	188	28	181	235	268	684	768	4641	24	193.38	-	188.43	=	4.95	268	684	296	768
9	10/17/23	193	24	207	205	176	588	660	5229	27	193.67	-	193.38	=	0.29	268	684	296	768
10	10/24/23	193	24	189	175	174	538	610	5767	30	192.23	-	193.67	=	-1.43	268	684	296	768
11	10/31/23	192	25	181	242	214	637	712	6404	33	194.06	-	192.23	=	1.83	268	684	296	768

End of 1st part



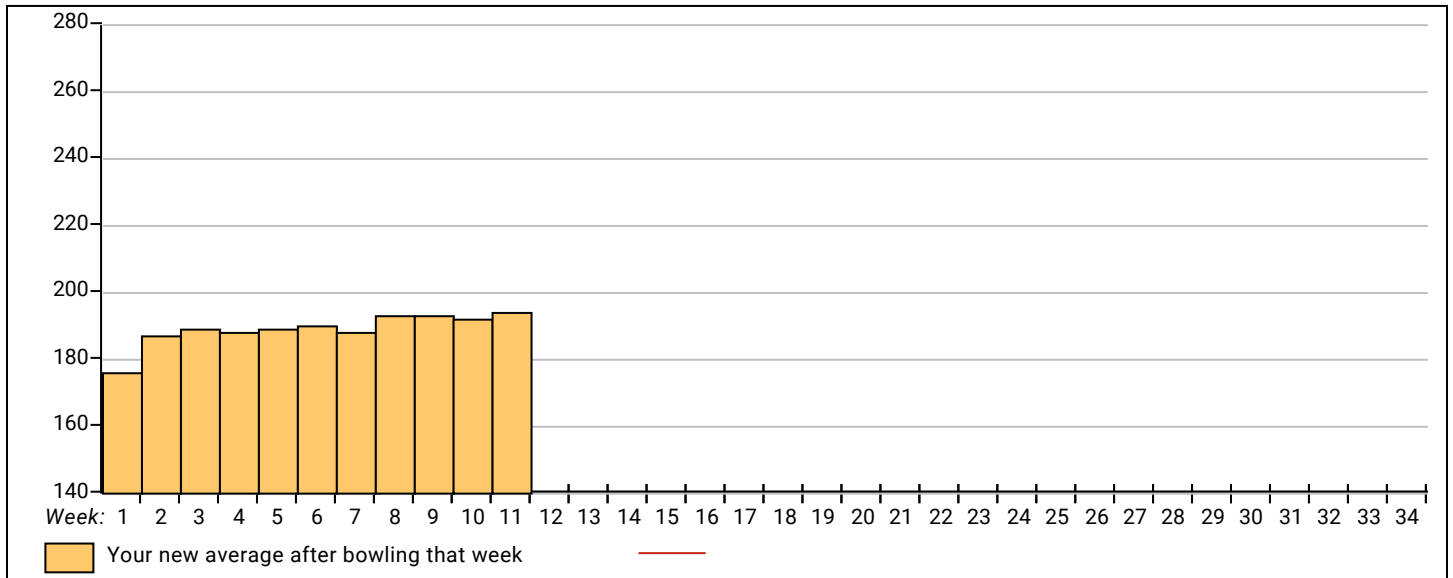
<u><100</u>	<u>100's</u>	<u>125's</u>	<u>150's</u>	<u>175's</u>	<u>200's</u>	<u>225's</u>	<u>250's</u>	<u>275's</u>	<u>300's</u>
			5	16	9	2	1		
<u><400</u>	<u>400's</u>	<u>450's</u>	<u>500's</u>	<u>550's</u>	<u>600's</u>	<u>650's</u>	<u>700's</u>	<u>750's</u>	<u>800's</u>
			3	6	1	1			

<u>Avg of Game 1</u>	<u>Avg of Game 2</u>	<u>Avg of Game 3</u>
189.09	200.55	192.55

High game of 268 on week 8 High series of 684 on week 8 High average of 194.06 after bowling week 11
 Low game of 158 on week 1 Low series of 528 on week 1 Low average of 176.00 after bowling week 1

High Scores by Game

Game #1: 215 on week 5 Game #2: 242 on week 11 Game #3: 268 on week 8



Note: This report includes information through October 31 which is Week 11 of 34

PAM JONES's Bowling Record - Team 21: IN THE POCKET

Week No.	Bowling Date	Old Avg	Old HDCP	-1-	-2-	-3-	Total	HDCP Total	Pins	Gms	---Average Change---			High Game	High Sers	HDCP Game	HDCP Sers	
											New	Old	---> +/-					
1	08/22/23	bk138	73	a128	a128	a128	384	603	0	0	-	0.00	=	0.00	0	0		
2	08/29/23	bk138	73	157	124	91	372	591	372	3	124.00	-	0.00	=	124.00	157	372	
3	09/05/23	124	86	116	106	139	361	619	733	6	122.17	-	124.00	=	-1.83	157	372	
4	09/12/23	122	88	177	110	116	403	667	1136	9	126.22	-	122.17	=	4.06	177	403	
5	09/19/23	126	84	125	129	131	385	637	1521	12	126.75	-	126.22	=	0.53	177	403	
6	09/26/23	126	84	107	102	111	320	572	1841	15	122.73	-	126.75	=	-4.02	177	403	195 572
7	10/03/23	122	88	127	120	89	336	600	2177	18	120.94	-	122.73	=	-1.79	177	403	215 600
8	10/10/23	120	90	112	118	136	366	636	2543	21	121.10	-	120.94	=	0.15	177	403	226 636
9	10/17/23	121	89	110	137	108	355	622	2898	24	120.75	-	121.10	=	-0.35	177	403	226 636
10	10/24/23	120	90	144	115	131	390	660	3288	27	121.78	-	120.75	=	1.03	177	403	234 660
11	10/31/23	121	89	148	109	138	395	662	3683	30	122.77	-	121.78	=	0.99	177	403	237 662

End of 1st part

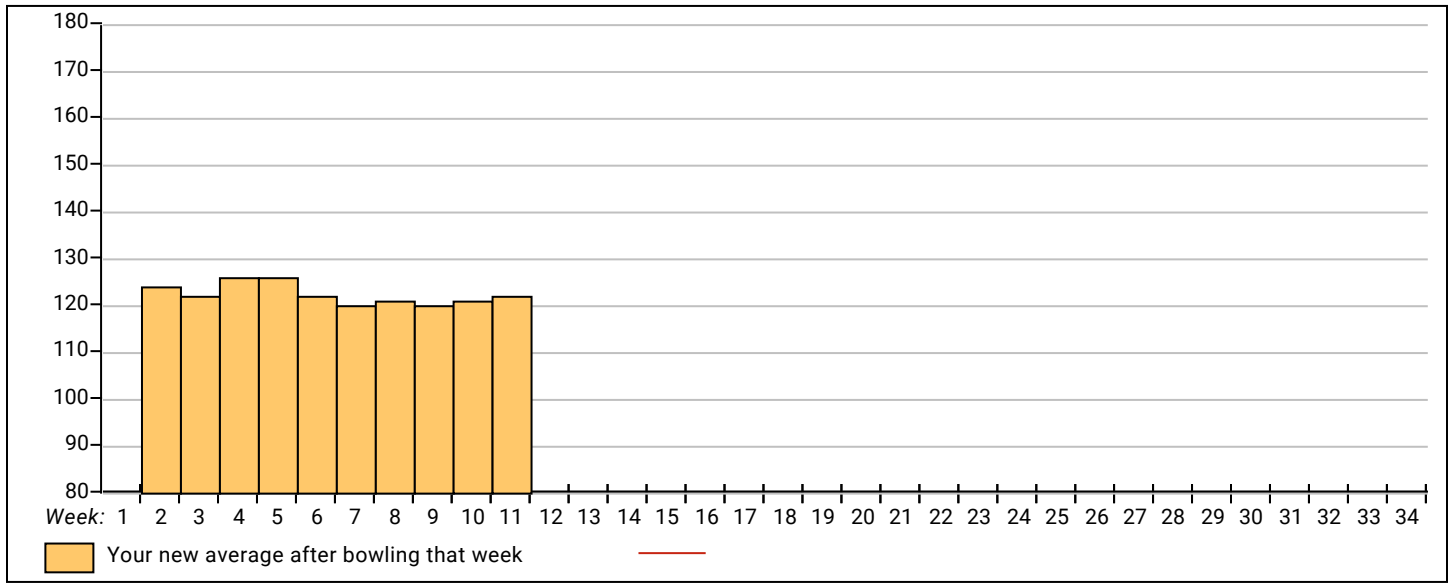


<u><100</u>	<u>100's</u>	<u>125's</u>	<u>150's</u>	<u>175's</u>	<u>200's</u>	<u>225's</u>	<u>250's</u>	<u>275's</u>	<u>300's</u>
2	15	11	1	1					
<u><400</u>	<u>400's</u>	<u>450's</u>	<u>500's</u>	<u>550's</u>	<u>600's</u>	<u>650's</u>	<u>700's</u>	<u>750's</u>	<u>800's</u>
9	1								

<u>Avg of Game 1</u>	<u>Avg of Game 2</u>	<u>Avg of Game 3</u>
132.30	117.00	119.00

High game of 177 on week 4 High series of 403 on week 4 High average of 126.75 after bowling week 5
 Low game of 89 on week 7 Low series of 320 on week 6 Low average of 120.75 after bowling week 9

High Scores by Game
 Game #1: 177 on week 4 Game #2: 137 on week 9 Game #3: 139 on week 3



Note: This report includes information through October 31 which is Week 11 of 34

CHERYL ALEXANDER's Bowling Record - Team 21: IN THE POCKET

Week No.	Bowling Date	Old Avg	Old HDCP	-1-	-2-	-3-	Total	HDCP Total	Pins	Gms	---Average Change---			High Game	High Sers	HDCP Game	HDCP Sers		
											New	Old	+/-						
1	08/22/23	bk147	65	129	179	126	434	629	434	3	144.67	-	0.00	=	144.67	179	434		
2	08/29/23	144	68	114	172	151	437	641	871	6	145.17	-	144.67	=	0.50	179	437		
3	09/05/23	145	67	149	140	121	410	611	1281	9	142.33	-	145.17	=	-2.83	179	437		
4	09/12/23	142	70	a132	a132	a132	396	606	1281	9	142.33	-	142.33	=	0.00	179	437		
5	09/19/23	142	70	117	143	128	388	598	1669	12	139.08	-	142.33	=	-3.25	179	437		
6	09/26/23	139	72	159	115	149	423	639	2092	15	139.47	-	139.08	=	0.38	179	437	231	639
7	10/03/23	139	72	138	126	144	408	624	2500	18	138.89	-	139.47	=	-0.58	179	437	231	639
8	10/10/23	138	73	142	145	149	436	655	2936	21	139.81	-	138.89	=	0.92	179	437	231	655
9	10/17/23	139	72	120	124	135	379	595	3315	24	138.13	-	139.81	=	-1.68	179	437	231	655
10	10/24/23	138	73	114	99	159	372	591	3687	27	136.56	-	138.13	=	-1.57	179	437	232	655
11	10/31/23	136	75	151	134	a126	411	636	3972	29	136.97	-	136.56	=	0.41	179	437	232	655

End of 1st part



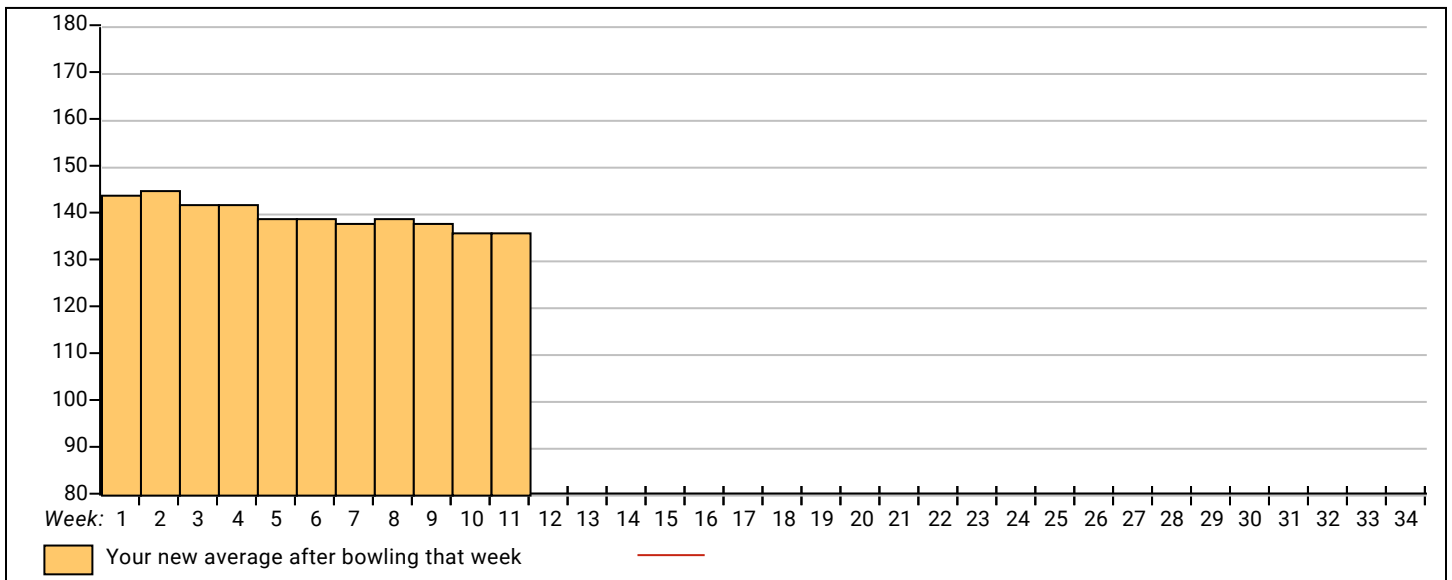
<u><100</u>	<u>100's</u>	<u>125's</u>	<u>150's</u>	<u>175's</u>	<u>200's</u>	<u>225's</u>	<u>250's</u>	<u>275's</u>	<u>300's</u>
1	7	15	5	1					
<u><400</u>	<u>400's</u>	<u>450's</u>	<u>500's</u>	<u>550's</u>	<u>600's</u>	<u>650's</u>	<u>700's</u>	<u>750's</u>	<u>800's</u>
3	6								

<u>Avg of Game 1</u>	<u>Avg of Game 2</u>	<u>Avg of Game 3</u>
133.30	137.70	140.22

High game of 179 on week 1 High series of 437 on week 2 High average of 145.17 after bowling week 2
 Low game of 99 on week 10 Low series of 372 on week 10 Low average of 136.56 after bowling week 10

High Scores by Game

Game #1: 159 on week 6 Game #2: 179 on week 1 Game #3: 159 on week 10



Note: This report includes information through October 31 which is Week 11 of 34

ROBERT SPAULDING's Bowling Record - Team 21: IN THE POCKET

Week No.	Bowling Date	Old Avg	Old HDCP	-1-	-2-	-3-	Total	HDCP Total	Pins	Gms	---Average Change---			High Game	High Sers	HDCP Game	HDCP Sers	
											New	Old	+/-					
1	08/22/23	bk139	72	151	145	176	472	688	472	3	157.33	-	0.00	=	157.33	176	472	
2	08/29/23	157	56	a147	a147	a147	441	609	472	3	157.33	-	157.33	=	0.00	176	472	
3	09/05/23	157	56	138	131	164	433	601	905	6	150.83	-	157.33	=	-6.50	176	472	
4	09/12/23	150	63	118	159	164	441	630	1346	9	149.56	-	150.83	=	-1.28	176	472	
5	09/19/23	149	63	123	190	106	419	608	1765	12	147.08	-	149.56	=	-2.47	190	472	
6	09/26/23	147	65	a137	a137	a137	411	606	1765	12	147.08	-	147.08	=	0.00	190	472	
7	10/03/23	147	65	113	136	133	382	577	2147	15	143.13	-	147.08	=	-3.95	190	472	201
8	10/10/23	143	69	131	147	165	443	650	2590	18	143.89	-	143.13	=	0.76	190	472	234
9	10/17/23	143	69	150	134	153	437	644	3027	21	144.14	-	143.89	=	0.25	190	472	234
10	10/24/23	144	68	166	191	148	505	709	3532	24	147.17	-	144.14	=	3.02	191	505	259
11	10/31/23	147	65	a137	a137	a137	411	606	3532	24	147.17	-	147.17	=	0.00	191	505	259

End of 1st part



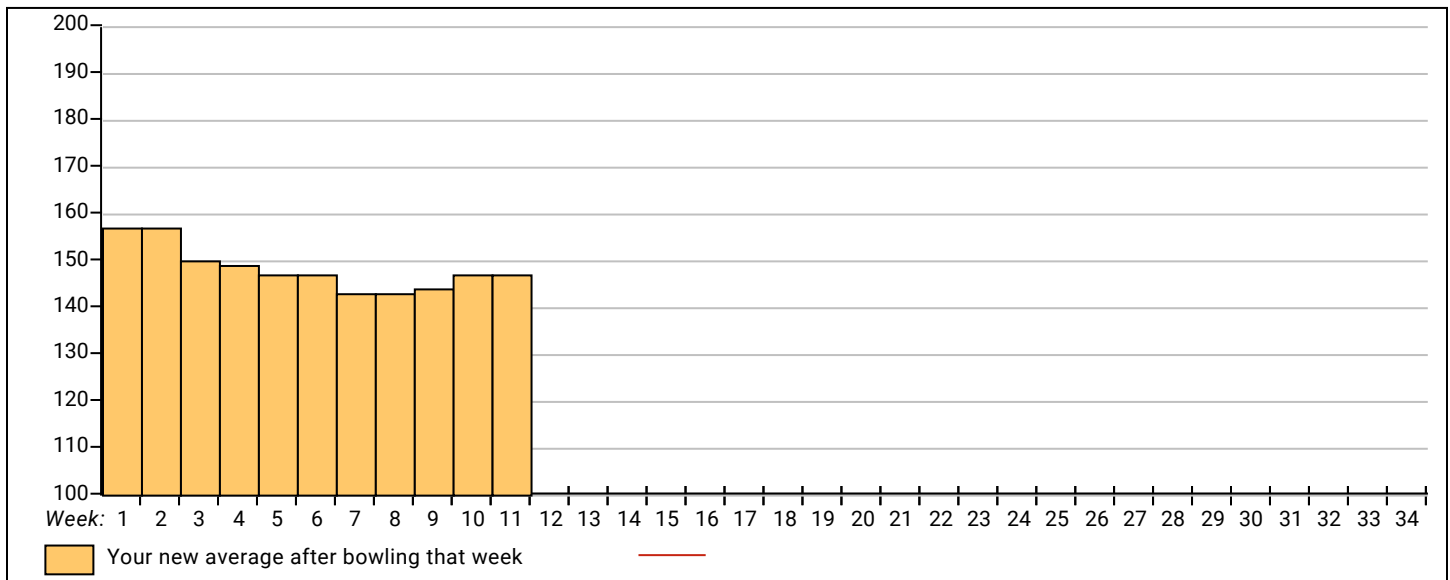
<u><100</u>	<u>100's</u>	<u>125's</u>	<u>150's</u>	<u>175's</u>	<u>200's</u>	<u>225's</u>	<u>250's</u>	<u>275's</u>	<u>300's</u>
	4	9	8	3					
<u><400</u>	<u>400's</u>	<u>450's</u>	<u>500's</u>	<u>550's</u>	<u>600's</u>	<u>650's</u>	<u>700's</u>	<u>750's</u>	<u>800's</u>
1	5	1	1						

<u>Avg of Game 1</u>	<u>Avg of Game 2</u>	<u>Avg of Game 3</u>
136.25	154.13	151.13

High game of 191 on week 10 High series of 505 on week 10 High average of 157.33 after bowling week 1
 Low game of 106 on week 5 Low series of 382 on week 7 Low average of 143.13 after bowling week 7

High Scores by Game

Game #1: 166 on week 10 Game #2: 191 on week 10 Game #3: 176 on week 1



Note: This report includes information through October 31 which is Week 11 of 34

KEVIN VANDEHEY's Bowling Record - Team 21: IN THE POCKET

Week No.	Bowling Date	Old Avg	Old HDCP	-1-	-2-	-3-	Total	HDCP Total	Pins	Gms	---Average Change---			High Game	High Sers	HDCP Game	HDCP Sers	
											New	Old	+/-					
1	08/22/23	bk195	22	206	203	170	579	645	579	3	193.00	-	0.00	=	193.00	206	579	
2	08/29/23	193	24	204	165	236	605	677	1184	6	197.33	-	193.00	=	4.33	236	605	
3	09/05/23	197	20	264	186	179	629	689	1813	9	201.44	-	197.33	=	4.11	264	629	
4	09/12/23	201	17	216	227	183	626	677	2439	12	203.25	-	201.44	=	1.81	264	629	
5	09/19/23	203	15	191	184	171	546	591	2985	15	199.00	-	203.25	=	-4.25	264	629	206 591
6	09/26/23	199	18	190	237	192	619	673	3604	18	200.22	-	199.00	=	1.22	264	629	255 673
7	10/03/23	200	18	197	184	173	554	608	4158	21	198.00	-	200.22	=	-2.22	264	629	255 673
8	10/10/23	198	19	246	192	189	627	684	4785	24	199.38	-	198.00	=	1.38	264	629	265 684
9	10/17/23	199	18	227	225	200	652	706	5437	27	201.37	-	199.38	=	2.00	264	652	265 706
10	10/24/23	201	17	187	237	174	598	649	6035	30	201.17	-	201.37	=	-0.20	264	652	265 706
11	10/31/23	201	17	220	181	211	612	663	6647	33	201.42	-	201.17	=	0.26	264	652	265 706

End of 1st part

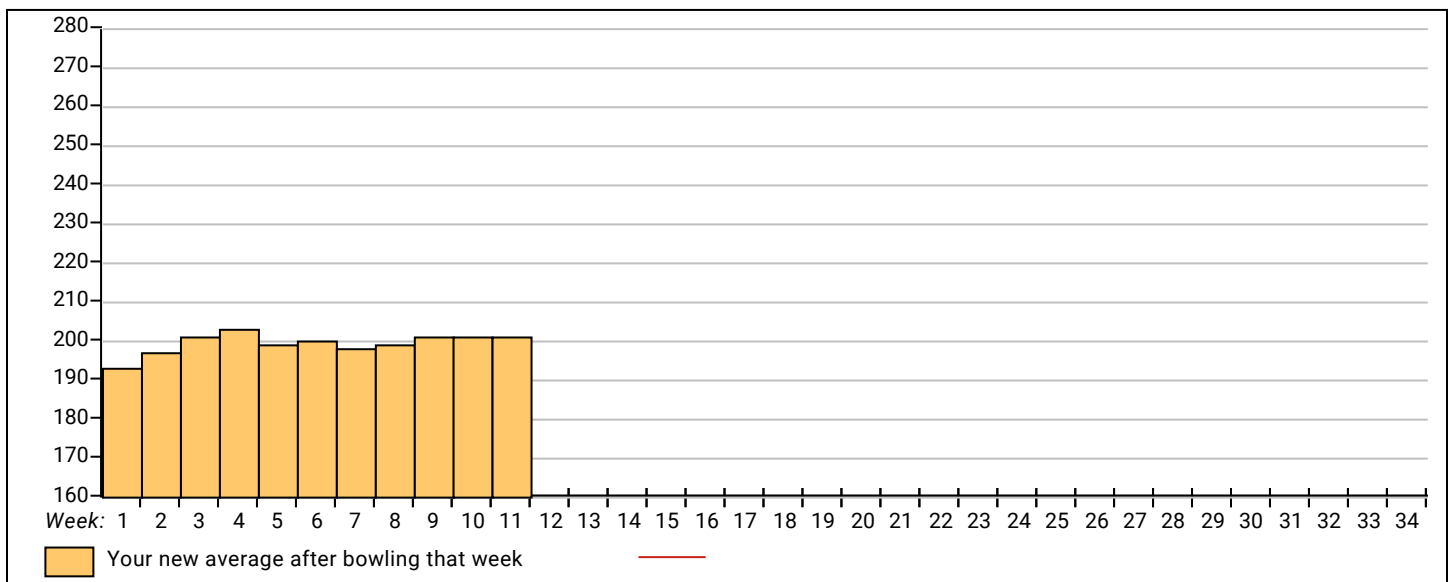


<u><100</u>	<u>100's</u>	<u>125's</u>	<u>150's</u>	<u>175's</u>	<u>200's</u>	<u>225's</u>	<u>250's</u>	<u>275's</u>	<u>300's</u>
			5	13	7	7	1		
<u><400</u>	<u>400's</u>	<u>450's</u>	<u>500's</u>	<u>550's</u>	<u>600's</u>	<u>650's</u>	<u>700's</u>	<u>750's</u>	<u>800's</u>
			1	3	6	1			
			<u>Avg of Game 1</u>	<u>Avg of Game 2</u>	<u>Avg of Game 3</u>				
			213.45	201.91	188.91				

High game of 264 on week 3 High series of 652 on week 9 High average of 203.25 after bowling week 4
 Low game of 165 on week 2 Low series of 546 on week 5 Low average of 193.00 after bowling week 1

High Scores by Game

Game #1: 264 on week 3 Game #2: 237 on week 6 Game #3: 236 on week 2



Note: This report includes information through October 31 which is Week 11 of 34

MICHAEL VANDEHEY II's Bowling Record - Team 21: IN THE POCKET

Week No.	Bowling Date	Old Avg	Old HDCP	-1-	-2-	-3-	Total	HDCP Total	Pins	Gms	---Average Change---			High Game	High Sers	HDCP Game	HDCP Sers		
											New	Old	+/-						
1	08/22/23	bk181	35	142	180	197	519	624	519	3	173.00	-	0.00	=	173.00	197	519		
2	08/29/23	173	42	166	171	171	508	634	1027	6	171.17	-	173.00	=	-1.83	197	519		
3	09/05/23	171	44	201	158	214	573	705	1600	9	177.78	-	171.17	=	6.61	214	573		
4	09/12/23	177	38	189	206	177	572	686	2172	12	181.00	-	177.78	=	3.22	214	573		
5	09/19/23	181	35	203	173	184	560	665	2732	15	182.13	-	181.00	=	1.13	214	573	238	665
6	09/26/23	182	34	182	179	182	543	645	3275	18	181.94	-	182.13	=	-0.19	214	573	238	665
7	10/03/23	181	35	176	160	170	506	611	3781	21	180.05	-	181.94	=	-1.90	214	573	238	665
8	10/10/23	180	36	190	165	209	564	672	4345	24	181.04	-	180.05	=	0.99	214	573	245	672
9	10/17/23	181	35	163	156	214	533	638	4878	27	180.67	-	181.04	=	-0.37	214	573	249	672
10	10/24/23	180	36	164	156	161	481	589	5359	30	178.63	-	180.67	=	-2.03	214	573	249	672
11	10/31/23	178	37	186	193	164	543	654	5902	33	178.85	-	178.63	=	0.22	214	573	249	672

End of 1st part

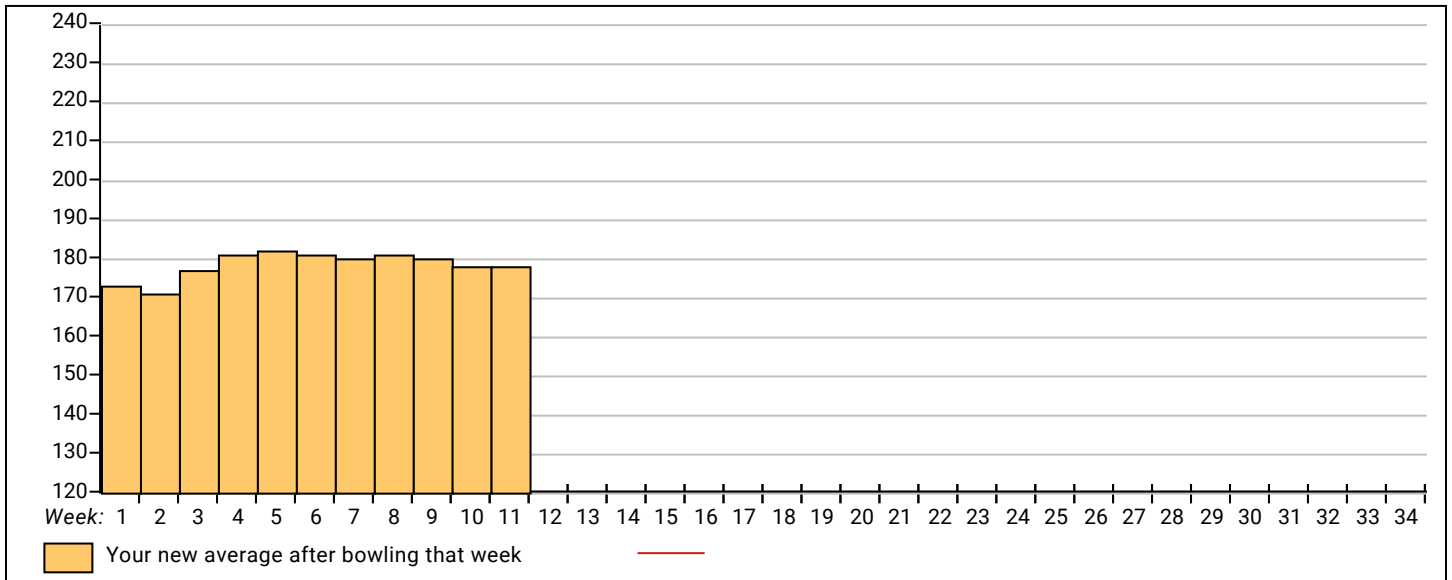


<u><100</u>	<u>100's</u>	<u>125's</u>	<u>150's</u>	<u>175's</u>	<u>200's</u>	<u>225's</u>	<u>250's</u>	<u>275's</u>	<u>300's</u>
		1	14	12	6				
<u><400</u>	<u>400's</u>	<u>450's</u>	<u>500's</u>	<u>550's</u>	<u>600's</u>	<u>650's</u>	<u>700's</u>	<u>750's</u>	<u>800's</u>
		1	6	4					
			<u>Avg of Game 1</u>	<u>Avg of Game 2</u>	<u>Avg of Game 3</u>				
			178.36	172.45	185.73				

High game of 214 on week 3 High series of 573 on week 3 High average of 182.13 after bowling week 5
 Low game of 142 on week 1 Low series of 481 on week 10 Low average of 171.17 after bowling week 2

High Scores by Game

Game #1: 203 on week 5 Game #2: 206 on week 4 Game #3: 214 on week 3



Note: This report includes information through October 31 which is Week 11 of 34

BRANDON TROUTMAN's Bowling Record - Team 22: ROLL IT & HIT IT

Week No.	Bowling Date	Old Avg	Old HDCP	-1-	-2-	-3-	Total	HDCP Total	Pins	Gms	---Average Change---			High Game	High Sers	HDCP Game	HDCP Sers		
											New	Old	+/-						
1	08/22/23	179	36	175	170	193	538	646	538	3	179.33	-	0.00	=	179.33	193	538		
2	08/29/23	179	36	195	173	176	544	652	1082	6	180.33	-	179.33	=	1.00	195	544		
3	09/05/23	180	36	174	177	155	506	614	1588	9	176.44	-	180.33	=	-3.89	195	544		
4	09/12/23	176	39	210	184	135	529	646	2117	12	176.42	-	176.44	=	-0.03	210	544		
5	09/19/23	176	39	186	225	205	616	733	2733	15	182.20	-	176.42	=	5.78	225	616	264	733
6	09/26/23	182	34	170	190	165	525	627	3258	18	181.00	-	182.20	=	-1.20	225	616	264	733
7	10/03/23	181	35	189	201	185	575	680	3833	21	182.52	-	181.00	=	1.52	225	616	264	733
8	10/10/23	182	34	180	163	187	530	632	4363	24	181.79	-	182.52	=	-0.73	225	616	264	733
9	10/17/23	181	35	170	179	190	539	644	4902	27	181.56	-	181.79	=	-0.24	225	616	264	733
10	10/24/23	181	35	257	212	191	660	765	5562	30	185.40	-	181.56	=	3.84	257	660	292	765
11	10/31/23	185	31	213	173	204	590	683	6152	33	186.42	-	185.40	=	1.02	257	660	292	765

End of 1st part

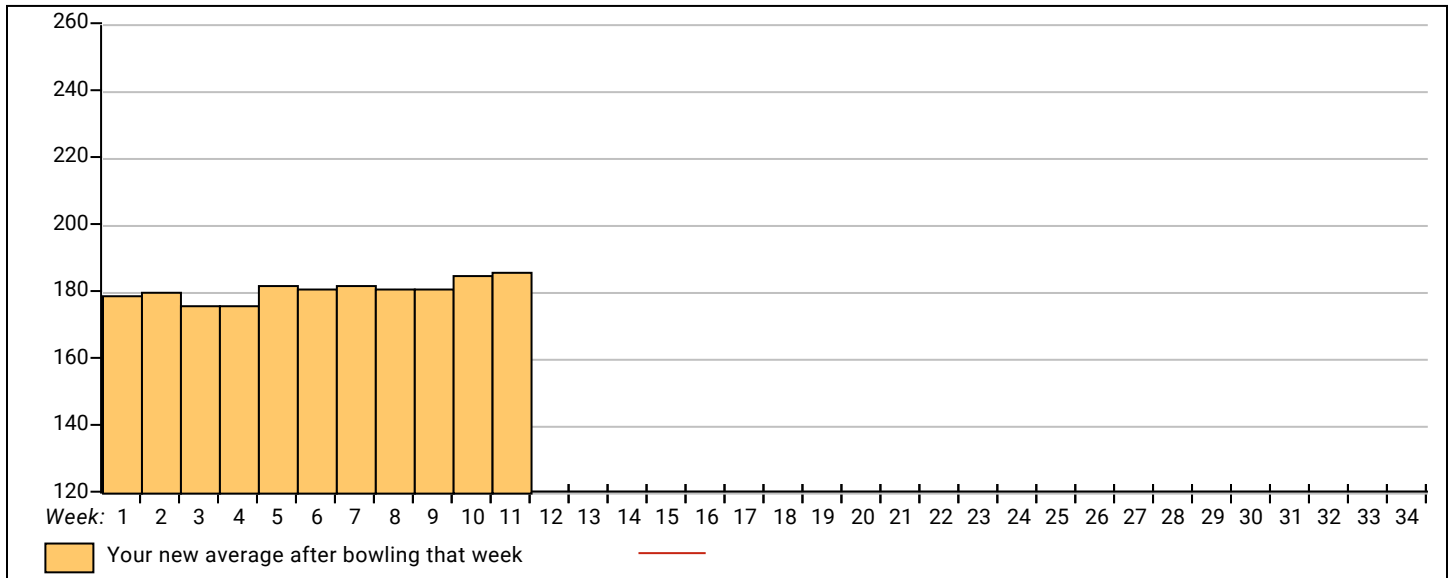


<u><100</u>	<u>100's</u>	<u>125's</u>	<u>150's</u>	<u>175's</u>	<u>200's</u>	<u>225's</u>	<u>250's</u>	<u>275's</u>	<u>300's</u>
		1	9	15	6	1	1		
<u><400</u>	<u>400's</u>	<u>450's</u>	<u>500's</u>	<u>550's</u>	<u>600's</u>	<u>650's</u>	<u>700's</u>	<u>750's</u>	<u>800's</u>
			7	2	1	1			
			<u>Avg of Game 1</u>	<u>Avg of Game 2</u>	<u>Avg of Game 3</u>				
			192.64	186.09	180.55				

High game of 257 on week 10 High series of 660 on week 10 High average of 186.42 after bowling week 11
 Low game of 135 on week 4 Low series of 506 on week 3 Low average of 176.42 after bowling week 4

High Scores by Game

Game #1: 257 on week 10 Game #2: 225 on week 5 Game #3: 205 on week 5



Note: This report includes information through October 31 which is Week 11 of 34

JACOB BERN's Bowling Record - Team 22: ROLL IT & HIT IT

Week No.	Bowling Date	Old Avg	Old HDCP	-1-	-2-	-3-	Total	HDCP Total	Pins	Gms	---Average Change---			High Game	High Sers	HDCP Game	HDCP Sers		
											New	Old	+/-						
1	08/22/23	bk201	17	193	214	178	585	636	585	3	195.00	-	0.00	=	195.00	214	585		
2	08/29/23	195	22	179	200	178	557	623	1142	6	190.33	-	195.00	=	-4.67	214	585		
3	09/05/23	190	27	197	212	170	579	660	1721	9	191.22	-	190.33	=	0.89	214	585		
4	09/12/23	191	26	223	173	204	600	678	2321	12	193.42	-	191.22	=	2.19	223	600		
5	09/19/23	193	24	184	152	168	504	576	2825	15	188.33	-	193.42	=	-5.08	223	600	208	576
6	09/26/23	188	28	227	210	177	614	698	3439	18	191.06	-	188.33	=	2.72	227	614	255	698
7	10/03/23	191	26	182	227	208	617	695	4056	21	193.14	-	191.06	=	2.09	227	617	255	698
8	10/10/23	193	24	216	192	215	623	695	4679	24	194.96	-	193.14	=	1.82	227	623	255	698
9	10/17/23	194	23	202	206	202	610	679	5289	27	195.89	-	194.96	=	0.93	227	623	255	698
10	10/24/23	195	22	143	173	174	490	556	5779	30	192.63	-	195.89	=	-3.26	227	623	255	698
11	10/31/23	192	25	164	203	192	559	634	6338	33	192.06	-	192.63	=	-0.57	227	623	255	698

End of 1st part

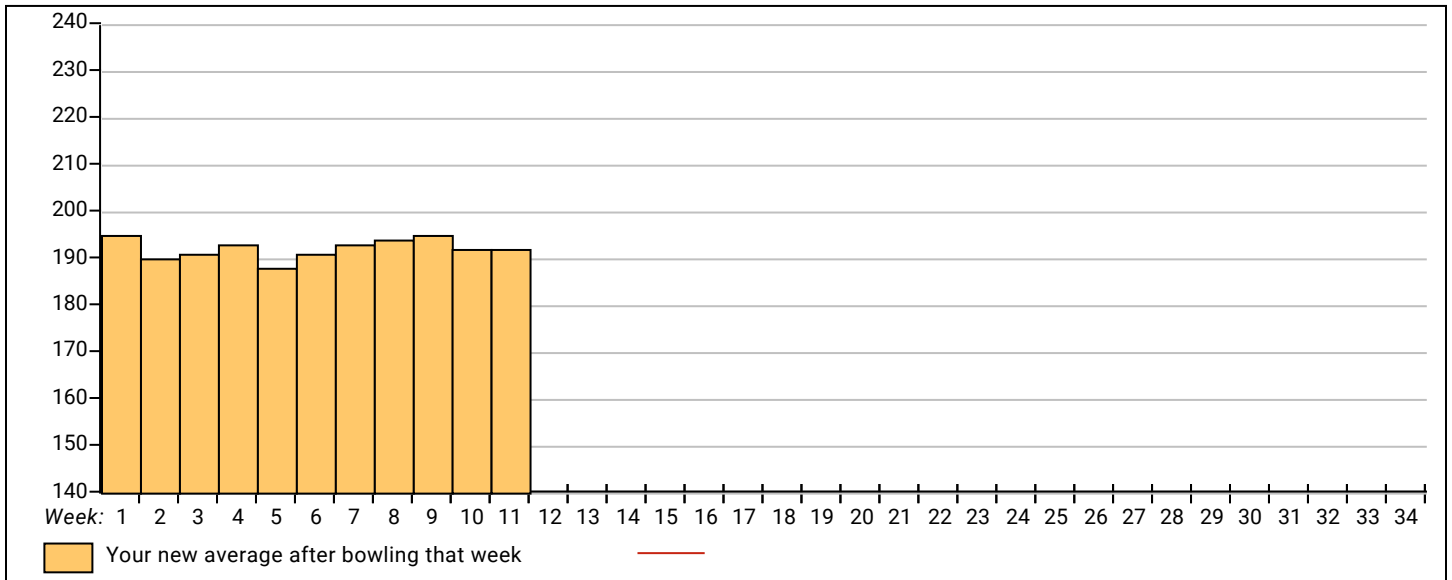


<u><100</u>	<u>100's</u>	<u>125's</u>	<u>150's</u>	<u>175's</u>	<u>200's</u>	<u>225's</u>	<u>250's</u>	<u>275's</u>	<u>300's</u>
		1	7	10	13	2			
<u><400</u>	<u>400's</u>	<u>450's</u>	<u>500's</u>	<u>550's</u>	<u>600's</u>	<u>650's</u>	<u>700's</u>	<u>750's</u>	<u>800's</u>
		1	1	4	5				
			<u>Avg of Game 1</u>	<u>Avg of Game 2</u>	<u>Avg of Game 3</u>				
			191.82	196.55	187.82				

High game of 227 on week 6 High series of 623 on week 8 High average of 195.89 after bowling week 9
 Low game of 143 on week 10 Low series of 490 on week 10 Low average of 188.33 after bowling week 5

High Scores by Game

Game #1: 227 on week 6 Game #2: 227 on week 7 Game #3: 215 on week 8



Note: This report includes information through October 31 which is Week 11 of 34

LESTER MULLEN's Bowling Record - Team 22: ROLL IT & HIT IT

Week No.	Bowling Date	Old Avg	Old HDCP	-1-	-2-	-3-	Total	HDCP Total	Pins	Gms	---Average Change---			High Game	High Sers	HDCP Game	HDCP Sers		
											New	Old	+/-						
1	08/22/23	bk206	12	235	212	204	651	687	651	3	217.00	-	0.00	=	217.00	235	651		
2	08/29/23	217	2	222	176	152	550	556	1201	6	200.17	-	217.00	=	-16.83	235	651		
3	09/05/23	200	18	201	211	147	559	613	1760	9	195.56	-	200.17	=	-4.61	235	651		
4	09/12/23	195	22	199	213	181	593	659	2353	12	196.08	-	195.56	=	0.53	235	651		
5	09/19/23	196	21	182	215	207	604	667	2957	15	197.13	-	196.08	=	1.05	235	651	236	667
6	09/26/23	197	20	193	193	235	621	681	3578	18	198.78	-	197.13	=	1.64	235	651	255	681
7	10/03/23	198	19	224	190	234	648	705	4226	21	201.24	-	198.78	=	2.46	235	651	255	705
8	10/10/23	201	17	215	145	207	567	618	4793	24	199.71	-	201.24	=	-1.53	235	651	255	705
9	10/17/23	199	18	206	198	189	593	647	5386	27	199.48	-	199.71	=	-0.23	235	651	255	705
10	10/24/23	199	18	239	177	234	650	704	6036	30	201.20	-	199.48	=	1.72	239	651	257	705
11	10/31/23	201	17	214	183	203	600	651	6636	33	201.09	-	201.20	=	-0.11	239	651	257	705

End of 1st part



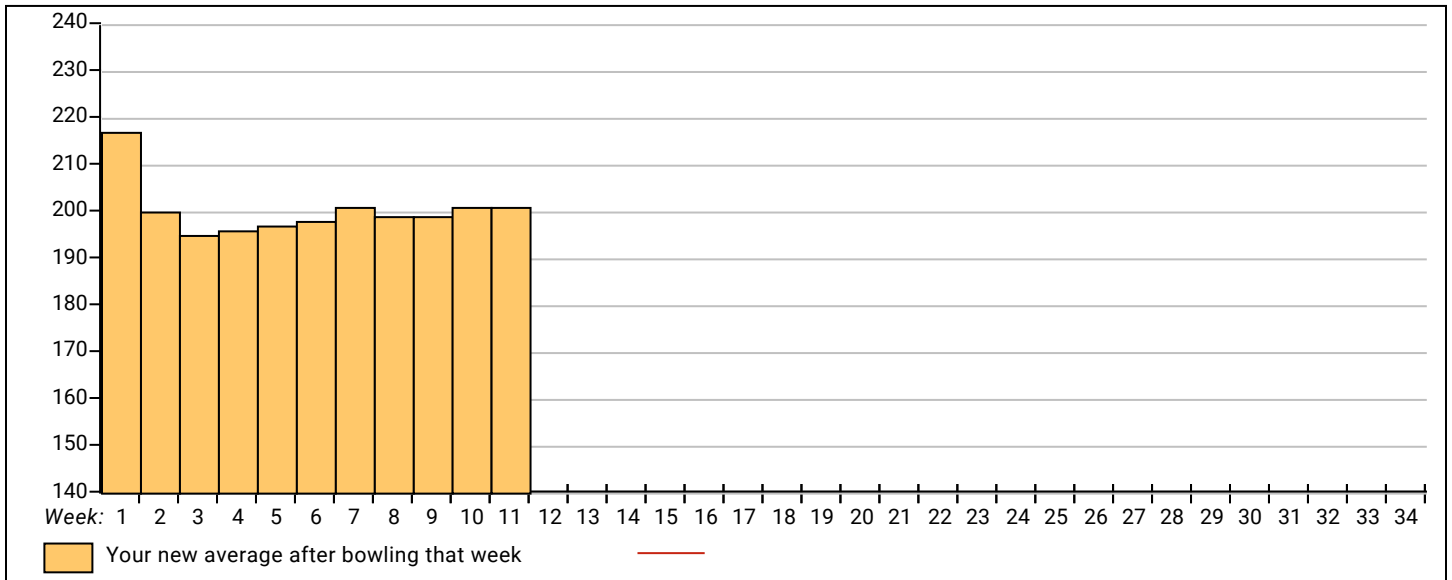
<u><100</u>	<u>100's</u>	<u>125's</u>	<u>150's</u>	<u>175's</u>	<u>200's</u>	<u>225's</u>	<u>250's</u>	<u>275's</u>	<u>300's</u>
		2	1	11	14	5			
<u><400</u>	<u>400's</u>	<u>450's</u>	<u>500's</u>	<u>550's</u>	<u>600's</u>	<u>650's</u>	<u>700's</u>	<u>750's</u>	<u>800's</u>
				5	4	2			

<u>Avg of Game 1</u>	<u>Avg of Game 2</u>	<u>Avg of Game 3</u>
211.82	192.09	199.36

High game of 239 on week 10 High series of 651 on week 1 High average of 217.00 after bowling week 1
 Low game of 145 on week 8 Low series of 550 on week 2 Low average of 195.56 after bowling week 3

High Scores by Game

Game #1: 239 on week 10 Game #2: 215 on week 5 Game #3: 235 on week 6



Note: This report includes information through October 31 which is Week 11 of 34

CAMERON BANDY's Bowling Record - Team 22: ROLL IT & HIT IT

Week No.	Bowling Date	Old Avg	Old HDCP	-1-	-2-	-3-	Total	HDCP Total	Pins	Gms	---Average Change---			High Game	High Sers	HDCP Game	HDCP Sers		
											New	Old	+/-						
1	08/22/23	bk206	12	193	162	153	508	544	508	3	169.33	-	0.00	=	169.33	193	508		
2	08/29/23	169	45	186	194	141	521	656	1029	6	171.50	-	169.33	=	2.17	194	521		
3	09/05/23	171	44	246	179	205	630	762	1659	9	184.33	-	171.50	=	12.83	246	630		
4	09/12/23	184	32	213	236	201	650	746	2309	12	192.42	-	184.33	=	8.08	246	650		
5	09/19/23	192	25	207	156	214	577	652	2886	15	192.40	-	192.42	=	-0.02	246	650	239	652
6	09/26/23	192	25	192	212	246	650	725	3536	18	196.44	-	192.40	=	4.04	246	650	271	725
7	10/03/23	196	21	222	191	199	612	675	4148	21	197.52	-	196.44	=	1.08	246	650	271	725
8	10/10/23	197	20	192	234	174	600	660	4748	24	197.83	-	197.52	=	0.31	246	650	271	725
9	10/17/23	197	20	182	227	215	624	684	5372	27	198.96	-	197.83	=	1.13	246	650	271	725
10	10/24/23	198	19	216	177	219	612	669	5984	30	199.47	-	198.96	=	0.50	246	650	271	725
11	10/31/23	199	18	191	199	216	606	660	6590	33	199.70	-	199.47	=	0.23	246	650	271	725

End of 1st part

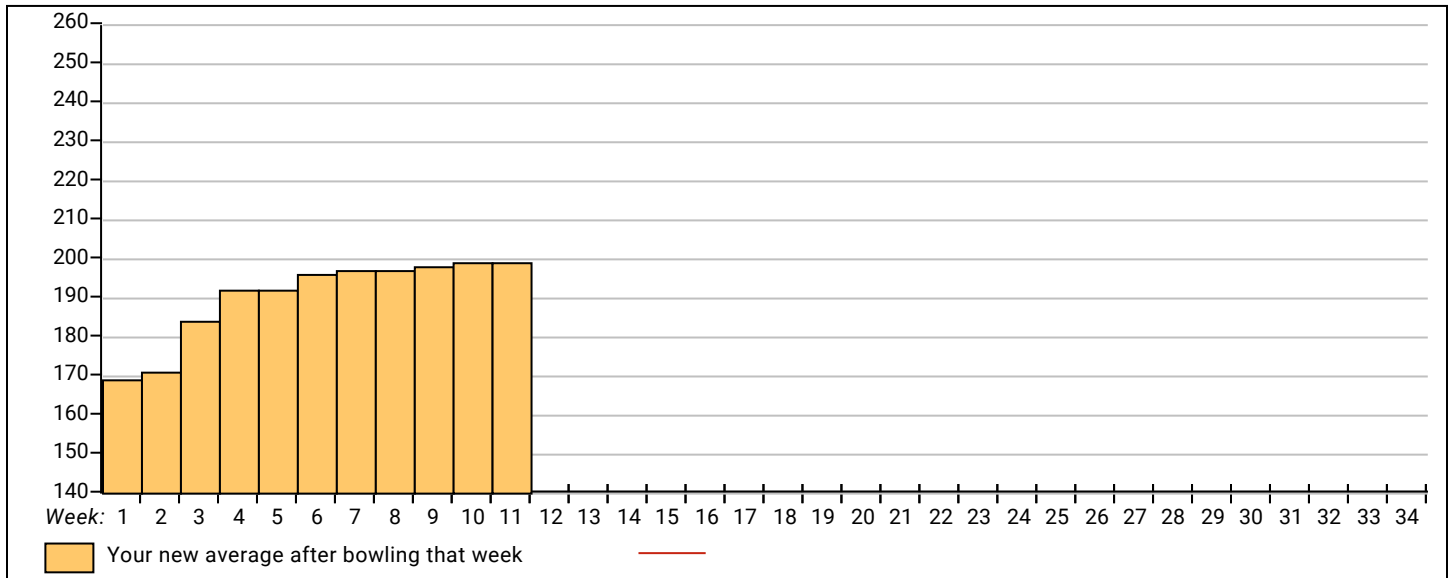


<u><100</u>	<u>100's</u>	<u>125's</u>	<u>150's</u>	<u>175's</u>	<u>200's</u>	<u>225's</u>	<u>250's</u>	<u>275's</u>	<u>300's</u>
		1	4	12	11	5			
<u><400</u>	<u>400's</u>	<u>450's</u>	<u>500's</u>	<u>550's</u>	<u>600's</u>	<u>650's</u>	<u>700's</u>	<u>750's</u>	<u>800's</u>
			2	1	6	2			
			<u>Avg of Game 1</u>	<u>Avg of Game 2</u>	<u>Avg of Game 3</u>				
			203.64	197.00	198.45				

High game of 246 on week 3 High series of 650 on week 4 High average of 199.70 after bowling week 11
 Low game of 141 on week 2 Low series of 508 on week 1 Low average of 169.33 after bowling week 1

High Scores by Game

Game #1: 246 on week 3 Game #2: 236 on week 4 Game #3: 246 on week 6



Note: This report includes information through October 31 which is Week 11 of 34

DRAKE MULLEN's Bowling Record - Team 22: ROLL IT & HIT IT

Week No.	Bowling Date	Old Avg	Old HDCP	-1-	-2-	-3-	Total	HDCP Total	Pins	Gms	---Average Change---			High Game	High Sers	HDCP Game	HDCP Sers		
											New	Old	+/-						
1	08/22/23	bk211	8	204	225	193	622	646	622	3	207.33	-	0.00	=	207.33	225	622		
2	08/29/23	207	11	198	178	198	574	607	1196	6	199.33	-	207.33	=	-8.00	225	622		
3	09/05/23	199	18	227	222	227	676	730	1872	9	208.00	-	199.33	=	8.67	227	676		
4	09/12/23	208	10	230	247	214	691	721	2563	12	213.58	-	208.00	=	5.58	247	691		
5	09/19/23	213	6	188	196	221	605	623	3168	15	211.20	-	213.58	=	-2.38	247	691	227	623
6	09/26/23	211	8	163	201	202	566	590	3734	18	207.44	-	211.20	=	-3.76	247	691	227	623
7	10/03/23	207	11	213	258	221	692	725	4426	21	210.76	-	207.44	=	3.32	258	692	269	725
8	10/10/23	210	9	210	223	175	608	635	5034	24	209.75	-	210.76	=	-1.01	258	692	269	725
9	10/17/23	209	9	213	148	160	521	548	5555	27	205.74	-	209.75	=	-4.01	258	692	269	725
10	10/24/23	205	13	247	220	201	668	707	6223	30	207.43	-	205.74	=	1.69	258	692	269	725
11	10/31/23	207	11	232	212	182	626	659	6849	33	207.55	-	207.43	=	0.11	258	692	269	725

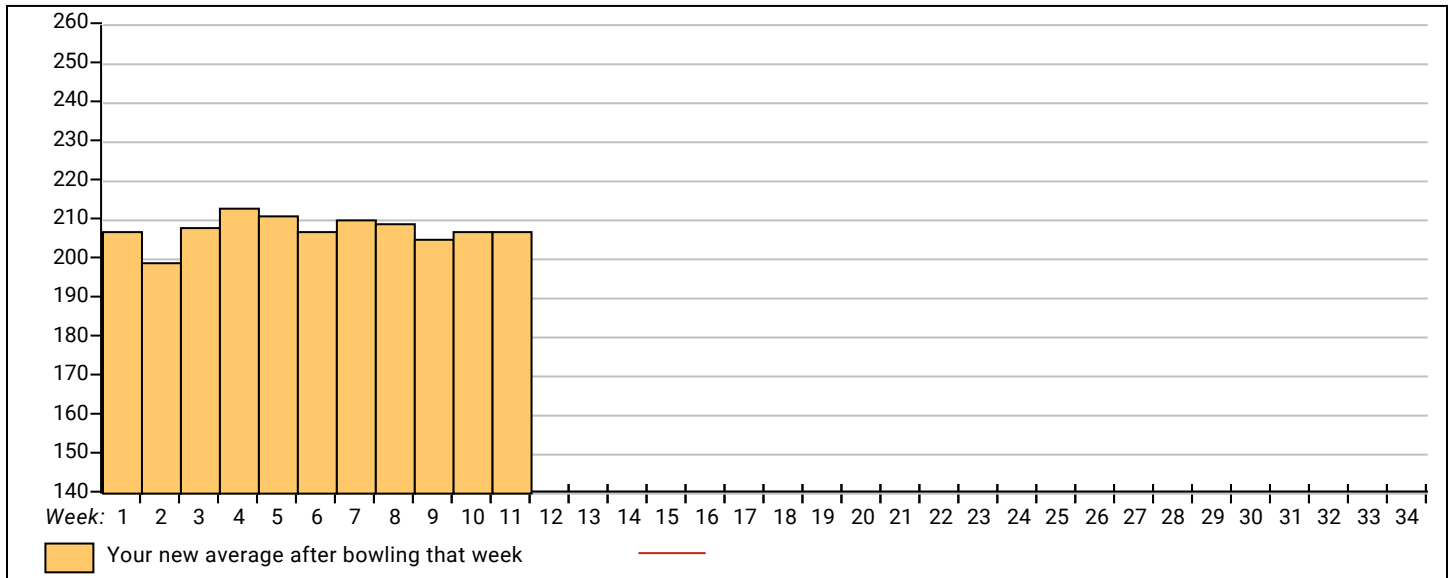
End of 1st part



<u><100</u>	<u>100's</u>	<u>125's</u>	<u>150's</u>	<u>175's</u>	<u>200's</u>	<u>225's</u>	<u>250's</u>	<u>275's</u>	<u>300's</u>
		1	2	8	14	7	1		
<u><400</u>	<u>400's</u>	<u>450's</u>	<u>500's</u>	<u>550's</u>	<u>600's</u>	<u>650's</u>	<u>700's</u>	<u>750's</u>	<u>800's</u>
			1	2	4	4			
			<u>Avg of Game 1</u>	<u>Avg of Game 2</u>	<u>Avg of Game 3</u>				
			211.36	211.82	199.45				

High game of 258 on week 7 High series of 692 on week 7 High average of 213.58 after bowling week 4
 Low game of 148 on week 9 Low series of 521 on week 9 Low average of 199.33 after bowling week 2

High Scores by Game
 Game #1: 247 on week 10 Game #2: 258 on week 7 Game #3: 227 on week 3



Note: This report includes information through October 31 which is Week 11 of 34

EUGENE NEFF's Bowling Record - Team 23: THE LEGENDS

Week No.	Bowling Date	Old Avg	Old HDCP	HDCP				HDCP			---Average Change---			High Game	High Sers	HDCP Game	HDCP Sers		
				-1-	-2-	-3-	Total	Total	Pins	Gms	New	Old	+/-						
1	08/22/23	bk207	11	238	213	191	642	675	642	3	214.00	-	0.00	=	214.00	238	642		
2	08/29/23	214	5	205	174	171	550	565	1192	6	198.67	-	214.00	=	-15.33	238	642		
3	09/05/23	198	19	201	183	193	577	634	1769	9	196.56	-	198.67	=	-2.11	238	642		
4	09/12/23	196	21	225	170	193	588	651	2357	12	196.42	-	196.56	=	-0.14	238	642		
5	09/19/23	196	21	197	214	223	634	697	2991	15	199.40	-	196.42	=	2.98	238	642	244	697
6	09/26/23	199	18	206	162	181	549	603	3540	18	196.67	-	199.40	=	-2.73	238	642	244	697
7	10/03/23	196	0				0	0	3540	18	196.67	-	196.67	=	0.00	238	642	244	697
8	10/10/23	196	21	176	203	184	563	626	4103	21	195.38	-	196.67	=	-1.29	238	642	244	697
9	10/17/23	195	22	214	247	190	651	717	4754	24	198.08	-	195.38	=	2.70	247	651	269	717
10	10/24/23	198	19	204	246	216	666	723	5420	27	200.74	-	198.08	=	2.66	247	666	269	723
11	10/31/23	200	18	202	225	227	654	708	6074	30	202.47	-	200.74	=	1.73	247	666	269	723

End of 1st part

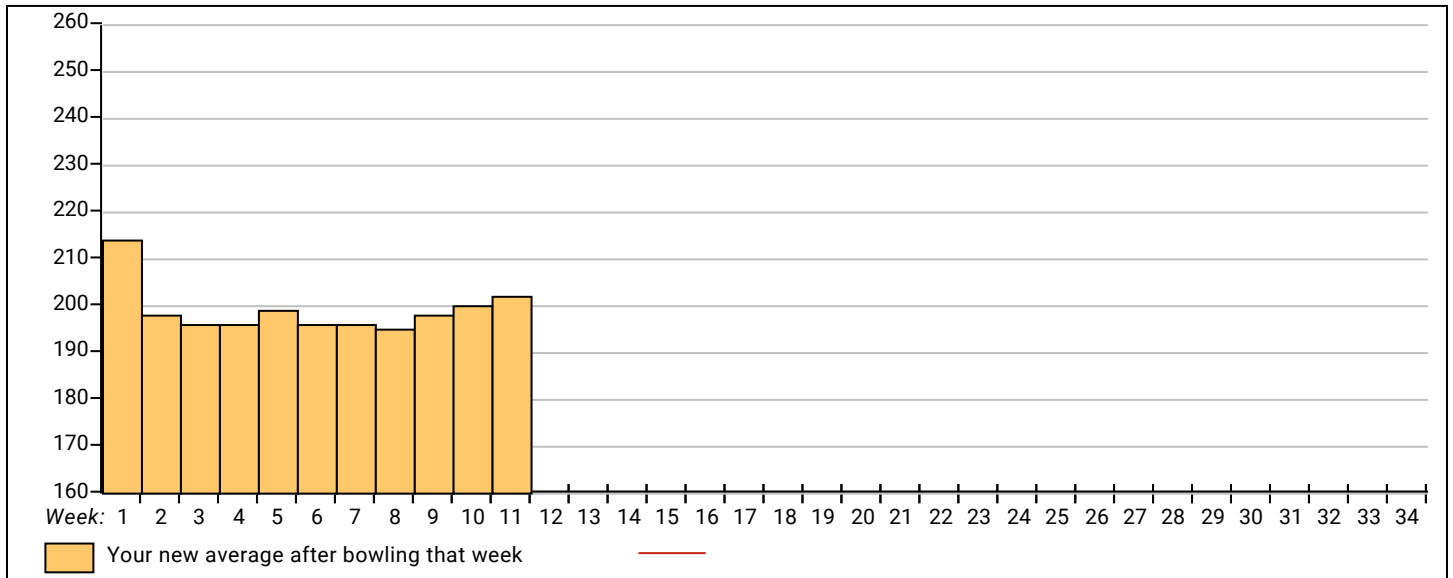


<u><100</u>	<u>100's</u>	<u>125's</u>	<u>150's</u>	<u>175's</u>	<u>200's</u>	<u>225's</u>	<u>250's</u>	<u>275's</u>	<u>300's</u>
			4	9	11	6			
<u><400</u>	<u>400's</u>	<u>450's</u>	<u>500's</u>	<u>550's</u>	<u>600's</u>	<u>650's</u>	<u>700's</u>	<u>750's</u>	<u>800's</u>
			1	4	2	3			
			<u>Avg of Game 1</u>	<u>Avg of Game 2</u>	<u>Avg of Game 3</u>				
			206.80	203.70	196.90				

High game of 247 on week 9 High series of 666 on week 10 High average of 214.00 after bowling week 1
 Low game of 162 on week 6 Low series of 549 on week 6 Low average of 195.38 after bowling week 8

High Scores by Game

Game #1: 238 on week 1 Game #2: 247 on week 9 Game #3: 227 on week 11



Note: This report includes information through October 31 which is Week 11 of 34

DENNIS BRUCE's Bowling Record - Team 23: THE LEGENDS

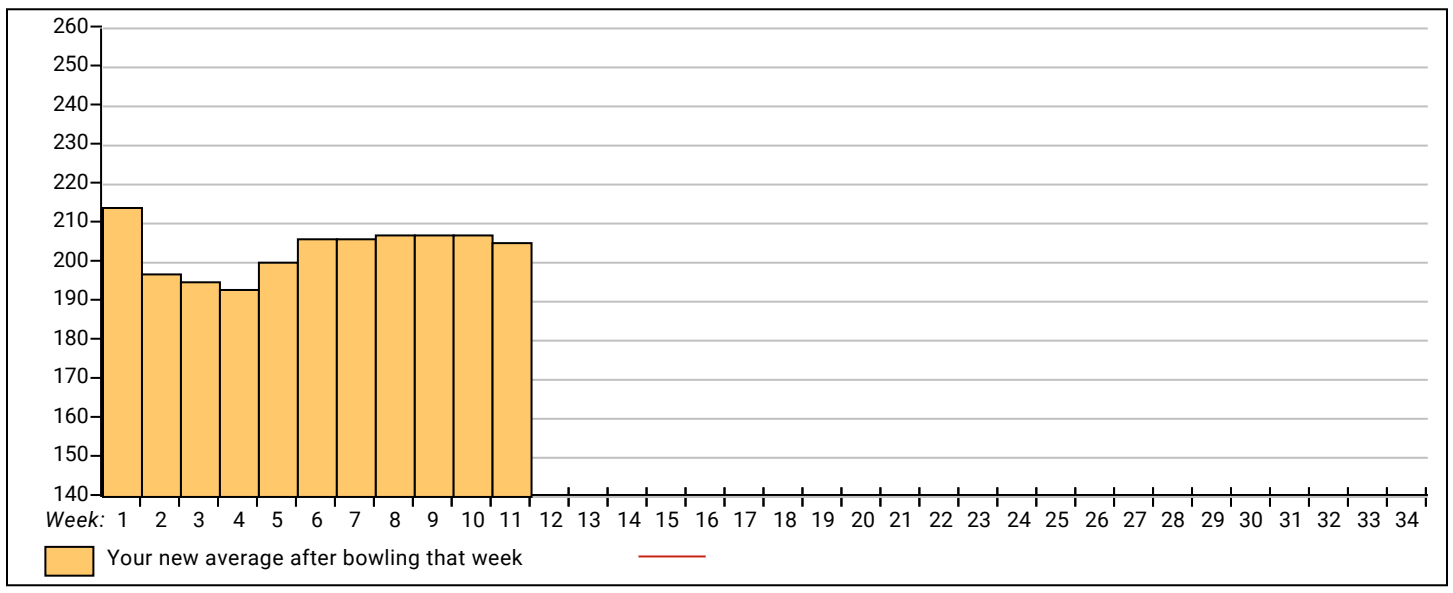
Week No.	Bowling Date	Old Avg	Old HDCP	HDCP				---Average Change---			High Game	High Sers	HDCP Game	HDCP Sers					
				-1-	-2-	-3-	Total	Total	Pins	Gms					New	Old	+/-		
1	08/22/23	bk196	21	227	215	202	644	707	644	3	214.67	-	0.00	=	214.67	227	644		
2	08/29/23	214	5	172	186	181	539	554	1183	6	197.17	-	214.67	=	-17.50	227	644		
3	09/05/23	197	20	206	169	199	574	634	1757	9	195.22	-	197.17	=	-1.94	227	644		
4	09/12/23	195	22	166	196	206	568	634	2325	12	193.75	-	195.22	=	-1.47	227	644		
5	09/19/23	193	24	233	248	203	684	756	3009	15	200.60	-	193.75	=	6.85	248	684	272	756
6	09/26/23	200	18	236	233	238	707	761	3716	18	206.44	-	200.60	=	5.84	248	707	272	761
707 --- 700 Series Award -- TNBA Awards																			
7	10/03/23	206	12	226	235	159	620	656	4336	21	206.48	-	206.44	=	0.03	248	707	272	761
8	10/10/23	206	12	235	221	196	652	688	4988	24	207.83	-	206.48	=	1.36	248	707	272	761
9	10/17/23	207	11	229	215	181	625	658	5613	27	207.89	-	207.83	=	0.06	248	707	272	761
10	10/24/23	207	11	223	201	176	600	633	6213	30	207.10	-	207.89	=	-0.79	248	707	272	761
11	10/31/23	207	11	212	183	164	559	592	6772	33	205.21	-	207.10	=	-1.89	248	707	272	761

End of 1st part

<u><100</u>	<u>100's</u>	<u>125's</u>	<u>150's</u>	<u>175's</u>	<u>200's</u>	<u>225's</u>	<u>250's</u>	<u>275's</u>	<u>300's</u>
			5	8	10	10			
<u><400</u>	<u>400's</u>	<u>450's</u>	<u>500's</u>	<u>550's</u>	<u>600's</u>	<u>650's</u>	<u>700's</u>	<u>750's</u>	<u>800's</u>
			1	3	4	2	1		
			<u>Avg of Game 1</u>	<u>Avg of Game 2</u>	<u>Avg of Game 3</u>				
			215.00	209.27	191.36				

High game of 248 on week 5 High series of 707 on week 6 High average of 214.67 after bowling week 1
 Low game of 159 on week 7 Low series of 539 on week 2 Low average of 193.75 after bowling week 4

High Scores by Game
 Game #1: 236 on week 6 Game #2: 248 on week 5 Game #3: 238 on week 6



Note: This report includes information through October 31 which is Week 11 of 34

JOHN SIPA's Bowling Record - Team 23: THE LEGENDS

Week No.	Bowling Date	Old Avg	Old HDCP	-1-	-2-	-3-	Total	HDCP Total	Pins	Gms	---Average Change---			High Game	High Sers	HDCP Game	HDCP Sers		
											New	Old	+/-						
1	08/22/23	bk184	32	173	178	162	513	609	513	3	171.00	-	0.00	=	171.00	178	513		
2	08/29/23	171	44	200	190	181	571	703	1084	6	180.67	-	171.00	=	9.67	200	571		
3	09/05/23	180	36	183	170	182	535	643	1619	9	179.89	-	180.67	=	-0.78	200	571		
4	09/12/23	179	36	155	156	171	482	590	2101	12	175.08	-	179.89	=	-4.81	200	571		
5	09/19/23	175	40	189	147	190	526	646	2627	15	175.13	-	175.08	=	0.05	200	571	230	646
6	09/26/23	175	0				0	0	2627	15	175.13	-	175.13	=	0.00	200	571	230	646
7	10/03/23	175	40	224	218	246	688	808	3315	18	184.17	-	175.13	=	9.03	246	688	286	808
688 --- 150 Over Series -- TNBA Awards																			
8	10/10/23	184	32	166	193	167	526	622	3841	21	182.90	-	184.17	=	-1.26	246	688	286	808
9	10/17/23	182	34	200	202	183	585	687	4426	24	184.42	-	182.90	=	1.51	246	688	286	808
10	10/24/23	184	32	206	195	202	603	699	5029	27	186.26	-	184.42	=	1.84	246	688	286	808
11	10/31/23	186	30	134	164	192	490	580	5519	30	183.97	-	186.26	=	-2.29	246	688	286	808

End of 1st part

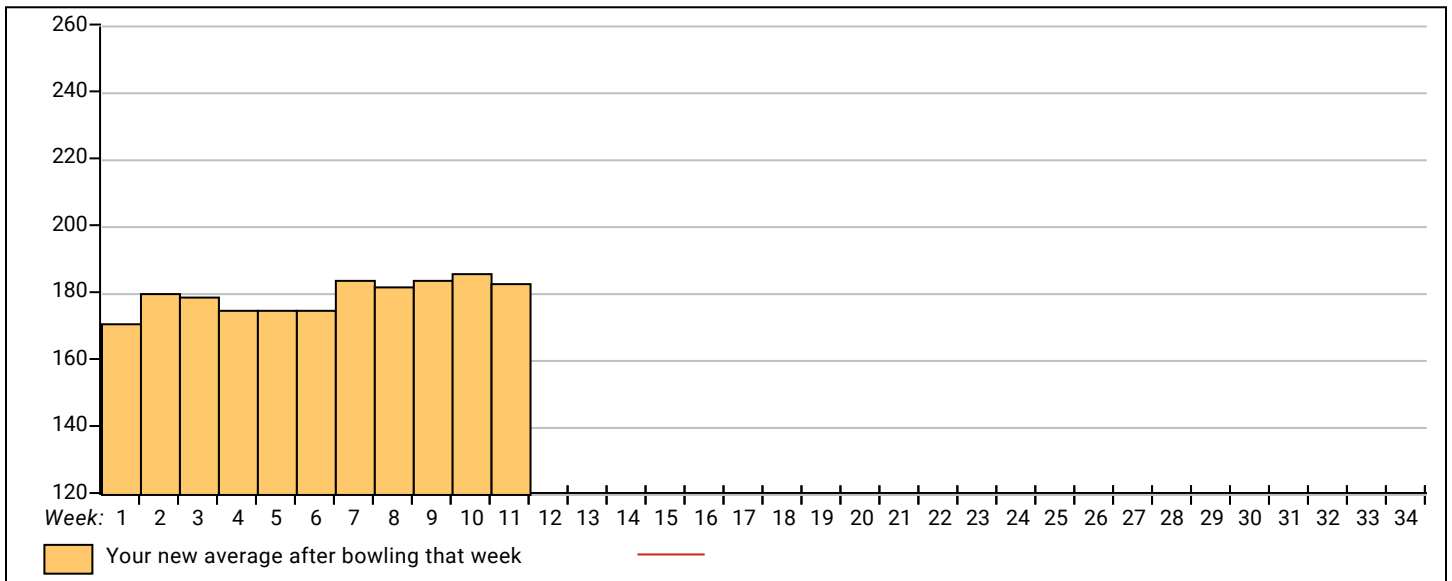


<u><100</u>	<u>100's</u>	<u>125's</u>	<u>150's</u>	<u>175's</u>	<u>200's</u>	<u>225's</u>	<u>250's</u>	<u>275's</u>	<u>300's</u>
		2	9	11	7	1			
<u><400</u>	<u>400's</u>	<u>450's</u>	<u>500's</u>	<u>550's</u>	<u>600's</u>	<u>650's</u>	<u>700's</u>	<u>750's</u>	<u>800's</u>
		2	4	2	1	1			
			<u>Avg of Game 1</u>	<u>Avg of Game 2</u>	<u>Avg of Game 3</u>				
			183.00	181.30	187.60				

High game of 246 on week 7 High series of 688 on week 7 High average of 186.26 after bowling week 10
 Low game of 134 on week 11 Low series of 482 on week 4 Low average of 171.00 after bowling week 1

High Scores by Game

Game #1: 224 on week 7 Game #2: 218 on week 7 Game #3: 246 on week 7



Note: This report includes information through October 31 which is Week 11 of 34

CHAD BARRETT-LH's Bowling Record - Team 23: THE LEGENDS

Week No.	Bowling Date	Old Avg	Old HDCP	-1-	-2-	-3-	Total	HDCP Total	Pins	Gms	---Average Change---			High Game	High Sers	HDCP Game	HDCP Sers
											New	Old	---> +/-				
9	10/17/23	122	88	115	124	128	367	631	367	3	122.33	-	0.00	=	122.33	128	367
10	10/24/23	122	88	88	98	118	304	568	671	6	111.83	-	122.33	=	-10.50	128	367
11	10/31/23	111	98				0	0	671	6	111.83	-	111.83	=	0.00	128	367

End of 1st part



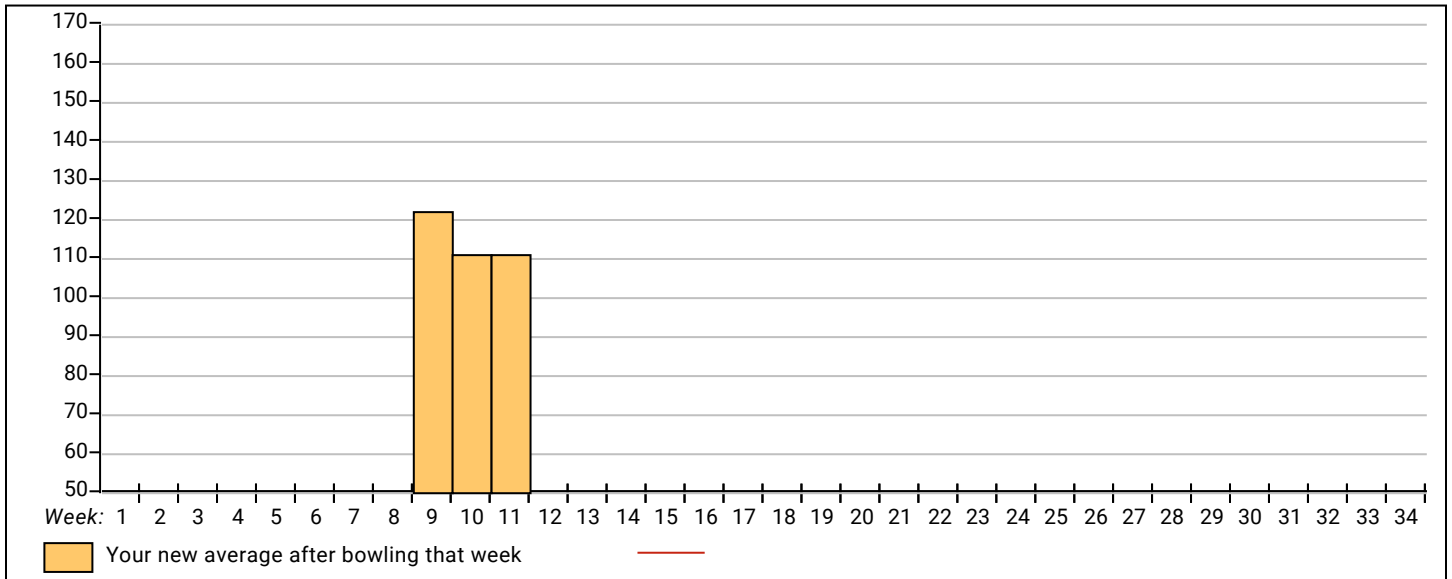
<u><100</u>	<u>100's</u>	<u>125's</u>	<u>150's</u>	<u>175's</u>	<u>200's</u>	<u>225's</u>	<u>250's</u>	<u>275's</u>	<u>300's</u>
2	3	1							
<u><400</u>	<u>400's</u>	<u>450's</u>	<u>500's</u>	<u>550's</u>	<u>600's</u>	<u>650's</u>	<u>700's</u>	<u>750's</u>	<u>800's</u>
2									

<u>Avg of Game 1</u>	<u>Avg of Game 2</u>	<u>Avg of Game 3</u>
101.50	111.00	123.00

High game of 128 on week 9 High series of 367 on week 9 High average of 122.33 after bowling week 9
 Low game of 88 on week 10 Low series of 304 on week 10 Low average of 111.83 after bowling week 10

High Scores by Game

Game #1: 115 on week 9 Game #2: 124 on week 9 Game #3: 128 on week 9



Note: This report includes information through October 31 which is Week 11 of 34

JUSTIN NEFF's Bowling Record - Team 23: THE LEGENDS

Week No.	Bowling Date	Old Avg	Old HDCP	HDCP				---Average Change---			High Game	High Sers	HDCP Game	HDCP Sers					
				-1-	-2-	-3-	Total	Total	Pins	Gms					New - Old	----> +/-			
1	08/22/23	bk218	1	290	214	209	713	716	713	3	237.67	-	0.00	=	237.67	290	713		
713 --- 700 Series Award -- TNBA Awards 290 --- 285-298 Game Men -- TNBA Awards																			
2	08/29/23	237	0	215	224	195	634	634	1347	6	224.50	-	237.67	=	-13.17	290	713		
3	09/05/23	224	0	217	212	181	610	610	1957	9	217.44	-	224.50	=	-7.06	290	713		
4	09/12/23	217	2	192	205	192	589	595	2546	12	212.17	-	217.44	=	-5.28	290	713		
5	09/19/23	212	7	231	228	210	669	690	3215	15	214.33	-	212.17	=	2.17	290	713	238	690
6	09/26/23	214	5	225	212	258	695	710	3910	18	217.22	-	214.33	=	2.89	290	713	263	710
7	10/03/23	217	2	280	224	193	697	703	4607	21	219.38	-	217.22	=	2.16	290	713	282	710
8	10/10/23	219	0	214	225	181	620	620	5227	24	217.79	-	219.38	=	-1.59	290	713	282	710
9	10/17/23	217	0				0	0	5227	24	217.79	-	217.79	=	0.00	290	713	282	710
10	10/24/23	217	2	257	145	170	572	578	5799	27	214.78	-	217.79	=	-3.01	290	713	282	710
11	10/31/23	214	5	218	204	243	665	680	6464	30	215.47	-	214.78	=	0.69	290	713	282	710

End of 1st part



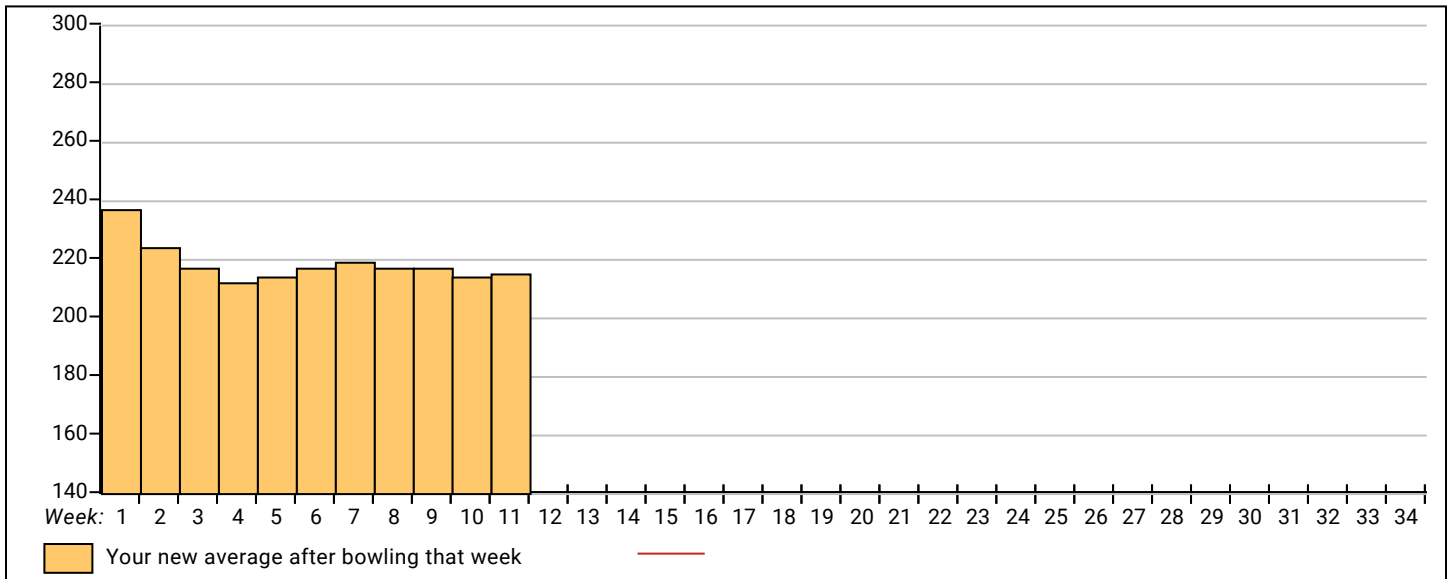
<u><100</u>	<u>100's</u>	<u>125's</u>	<u>150's</u>	<u>175's</u>	<u>200's</u>	<u>225's</u>	<u>250's</u>	<u>275's</u>	<u>300's</u>
		1	1	6	13	5	2	2	
<u><400</u>	<u>400's</u>	<u>450's</u>	<u>500's</u>	<u>550's</u>	<u>600's</u>	<u>650's</u>	<u>700's</u>	<u>750's</u>	<u>800's</u>
				2	3	4	1		

<u>Avg of Game 1</u>	<u>Avg of Game 2</u>	<u>Avg of Game 3</u>
233.90	209.30	203.20

High game of 290 on week 1 High series of 713 on week 1 High average of 237.67 after bowling week 1
 Low game of 145 on week 10 Low series of 572 on week 10 Low average of 212.17 after bowling week 4

High Scores by Game

Game #1: 290 on week 1 Game #2: 228 on week 5 Game #3: 258 on week 6



Note: This report includes information through October 31 which is Week 11 of 34

TAYLOR ADAMS's Bowling Record - Team 23: THE LEGENDS

Week No.	Bowling Date	Old Avg	Old HDCP	-1-	-2-	-3-	Total	HDCP Total	Pins	Gms	---Average Change---			High Game	High Sers	HDCP Game	HDCP Sers		
											New	Old	+/-						
1	08/22/23	0	0				0	0	0	0	-	0.00	=	0.00	0	0			
2	08/29/23	154	59	170	158	135	463	640	463	3	154.33	-	0.00	=	154.33	170	463		
3	09/05/23	154	0				0	0	463	3	154.33	-	154.33	=	0.00	170	463		
4	09/12/23	154	0				0	0	463	3	154.33	-	154.33	=	0.00	170	463		
5	09/19/23	154	0				0	0	463	3	154.33	-	154.33	=	0.00	170	463		
6	09/26/23	154	59	221	211	199	631	808	1094	6	182.33	-	154.33	=	28.00	221	631		
7	10/03/23	182	34	225	189	181	595	697	1689	9	187.67	-	182.33	=	5.33	225	631		
8	10/10/23	187	0				0	0	1689	9	187.67	-	187.67	=	0.00	225	631		
9	10/17/23	187	29	244	257	201	702	789	2391	12	199.25	-	187.67	=	11.58	257	702		
702 --- 700 Series Award -- TNBA Awards																			
10	10/24/23	199	0				0	0	2391	12	199.25	-	199.25	=	0.00	257	702		
11	10/31/23	199	18	224	185	190	599	653	2990	15	199.33	-	199.25	=	0.08	257	702	242	653

End of 1st part

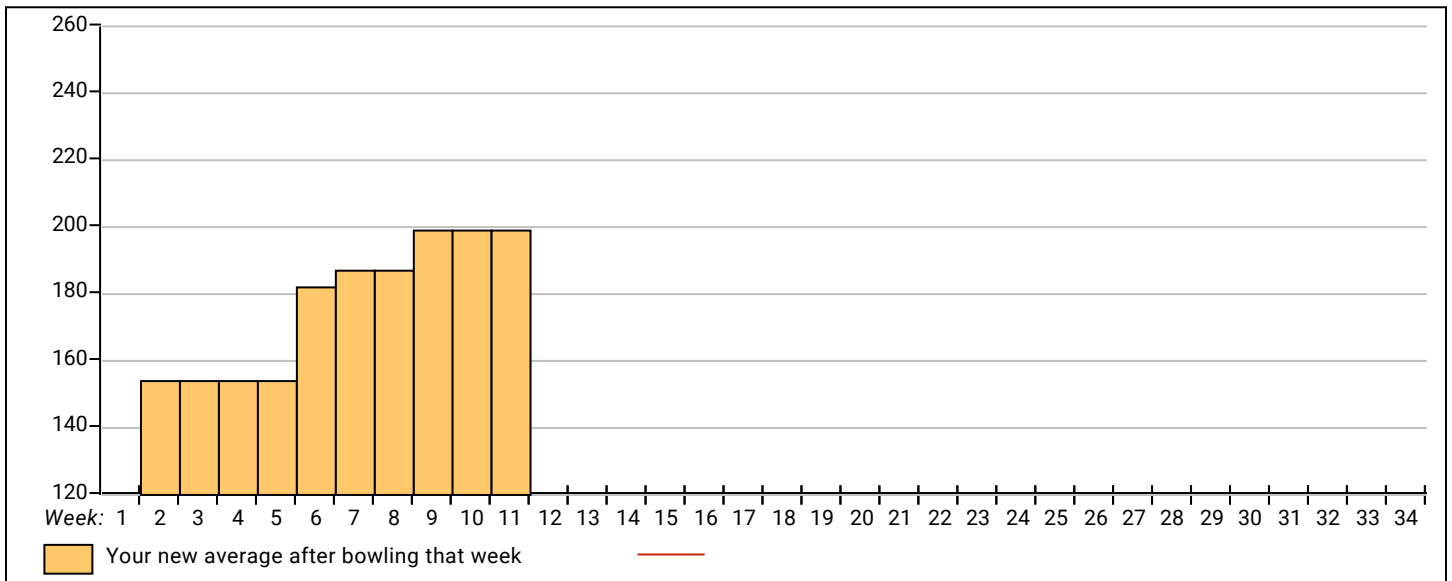


<u><100</u>	<u>100's</u>	<u>125's</u>	<u>150's</u>	<u>175's</u>	<u>200's</u>	<u>225's</u>	<u>250's</u>	<u>275's</u>	<u>300's</u>
		1	2	5	4	2	1		
<u><400</u>	<u>400's</u>	<u>450's</u>	<u>500's</u>	<u>550's</u>	<u>600's</u>	<u>650's</u>	<u>700's</u>	<u>750's</u>	<u>800's</u>
		1		2	1		1		
			<u>Avg of Game 1</u>	<u>Avg of Game 2</u>	<u>Avg of Game 3</u>				
			216.80	200.00	181.20				

High game of 257 on week 9 High series of 702 on week 9 High average of 199.33 after bowling week 11
 Low game of 135 on week 2 Low series of 463 on week 2 Low average of 154.33 after bowling week 2

High Scores by Game

Game #1: 244 on week 9 Game #2: 257 on week 9 Game #3: 201 on week 9



Note: This report includes information through October 31 which is Week 11 of 34

CHAD BARRETT-RH's Bowling Record - Team 23: THE LEGENDS

Week No.	Bowling Date	Old Avg	Old HDCP	-1-	-2-	-3-	Total	HDCP Total	Pins	Gms	---Average Change---			High Game	High Sers	HDCP Game	HDCP Sers	
											New	Old	----> +/-					
1	08/22/23	bk221	0	258	226	178	662	662	662	3	220.67	-	0.00	=	220.67	258	662	
2	08/29/23	220	0				0	0	662	3	220.67	-	220.67	=	0.00	258	662	
3	09/05/23	220	0	195	174	169	538	538	1200	6	200.00	-	220.67	=	-20.67	258	662	
4	09/12/23	200	18	181	242	232	655	709	1855	9	206.11	-	200.00	=	6.11	258	662	
5	09/19/23	206	12	257	245	267	769	805	2624	12	218.67	-	206.11	=	12.56	267	769	
769 --- 700 Series Award -- TNBA Awards																		
6	09/26/23	218	1	236	181	208	625	628	3249	15	216.60	-	218.67	=	-2.07	267	769	237
7	10/03/23	216	3	255	211	225	691	700	3940	18	218.89	-	216.60	=	2.29	267	769	258
8	10/10/23	218	1	177	244	228	649	652	4589	21	218.52	-	218.89	=	-0.37	267	769	258
9	10/17/23	218	0				0	0	4589	21	218.52	-	218.52	=	0.00	267	769	258
10	10/24/23	218	0				0	0	4589	21	218.52	-	218.52	=	0.00	267	769	258
11	10/31/23	218	1				0	0	4589	21	218.52	-	218.52	=	0.00	267	769	258

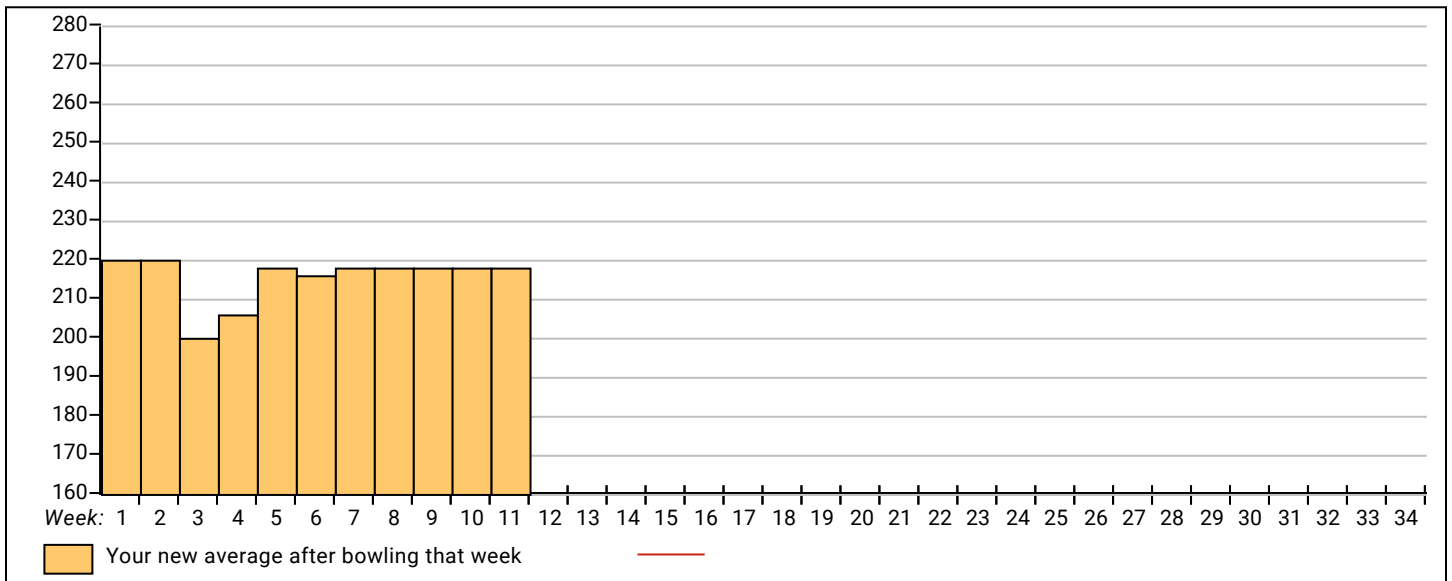
End of 1st part



<u><100</u>	<u>100's</u>	<u>125's</u>	<u>150's</u>	<u>175's</u>	<u>200's</u>	<u>225's</u>	<u>250's</u>	<u>275's</u>	<u>300's</u>
			2	5	2	8	4		
<u><400</u>	<u>400's</u>	<u>450's</u>	<u>500's</u>	<u>550's</u>	<u>600's</u>	<u>650's</u>	<u>700's</u>	<u>750's</u>	<u>800's</u>
			1		2	3		1	
			<u>Avg of Game 1</u>	<u>Avg of Game 2</u>	<u>Avg of Game 3</u>				
			222.71	217.57	215.29				

High game of 267 on week 5 High series of 769 on week 5 High average of 220.67 after bowling week 1
 Low game of 169 on week 3 Low series of 538 on week 3 Low average of 200.00 after bowling week 3

High Scores by Game
 Game #1: 258 on week 1 Game #2: 245 on week 5 Game #3: 267 on week 5



Note: This report includes information through October 31 which is Week 11 of 34

MARY DAVIS's Bowling Record - Team 24: NEACC MINT COIN

Week No.	Bowling Date	Old Avg	Old HDCP	-1-	-2-	-3-	Total	HDCP		---Average Change---			High Game	High Sers	HDCP Game	HDCP Sers			
								Total	Pins	Gms	New	Old					+/-		
1	08/22/23	bk165	49	160	144	180	484	631	484	3	161.33	-	0.00	=	161.33	180	484		
2	08/29/23	161	53	152	155	137	444	603	928	6	154.67	-	161.33	=	-6.67	180	484		
3	09/05/23	154	59	172	185	158	515	692	1443	9	160.33	-	154.67	=	5.67	185	515		
4	09/12/23	160	54	158	128	153	439	601	1882	12	156.83	-	160.33	=	-3.50	185	515		
5	09/19/23	156	57	152	172	169	493	664	2375	15	158.33	-	156.83	=	1.50	185	515	229	664
6	09/26/23	158	55	121	155	165	441	606	2816	18	156.44	-	158.33	=	-1.89	185	515	229	664
7	10/03/23	156	57	160	142	153	455	626	3271	21	155.76	-	156.44	=	-0.68	185	515	229	664
8	10/10/23	155	0				0	0	3271	21	155.76	-	155.76	=	0.00	185	515	229	664
9	10/17/23	155	0				0	0	3271	21	155.76	-	155.76	=	0.00	185	515	229	664
10	10/24/23	155	58	164	144	150	458	632	3729	24	155.38	-	155.76	=	-0.39	185	515	229	664
11	10/31/23	155	58	126	171	165	462	636	4191	27	155.22	-	155.38	=	-0.15	185	515	229	664

End of 1st part

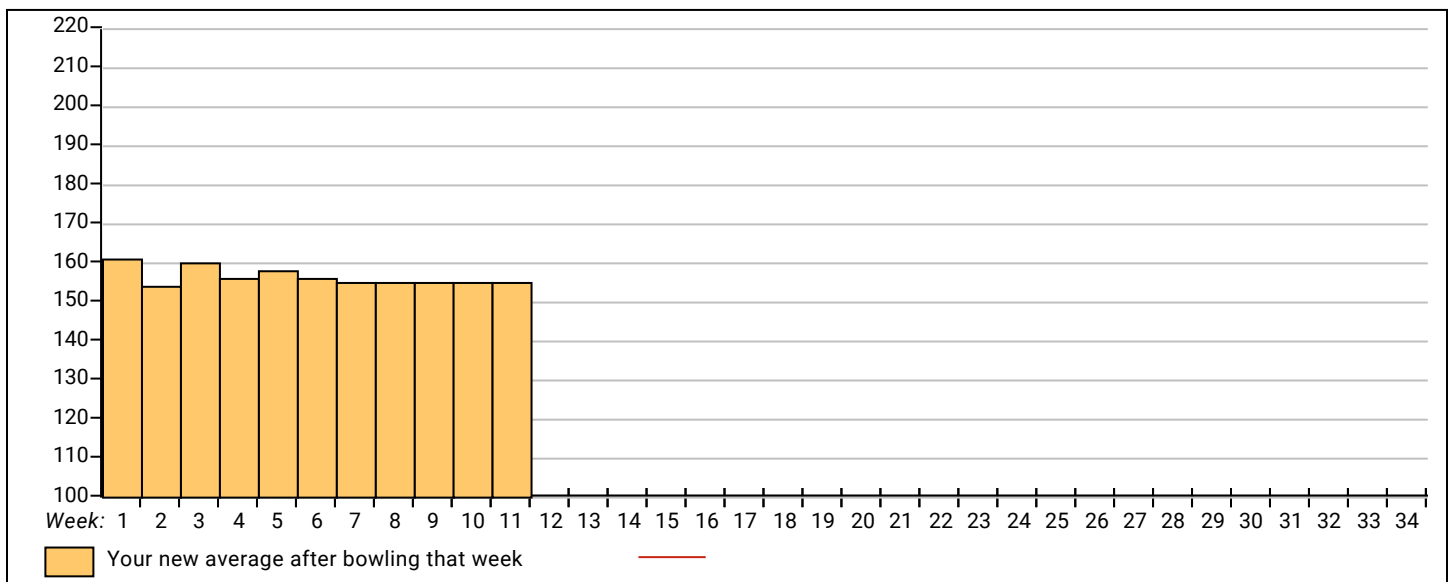


<u><100</u>	<u>100's</u>	<u>125's</u>	<u>150's</u>	<u>175's</u>	<u>200's</u>	<u>225's</u>	<u>250's</u>	<u>275's</u>	<u>300's</u>
	1	6	18	2					
<u><400</u>	<u>400's</u>	<u>450's</u>	<u>500's</u>	<u>550's</u>	<u>600's</u>	<u>650's</u>	<u>700's</u>	<u>750's</u>	<u>800's</u>
	3	5	1						

<u>Avg of Game 1</u>	<u>Avg of Game 2</u>	<u>Avg of Game 3</u>
151.67	155.11	158.89

High game of 185 on week 3 High series of 515 on week 3 High average of 161.33 after bowling week 1
 Low game of 121 on week 6 Low series of 439 on week 4 Low average of 154.67 after bowling week 2

High Scores by Game
 Game #1: 172 on week 3 Game #2: 185 on week 3 Game #3: 180 on week 1



Note: This report includes information through October 31 which is Week 11 of 34

RYAN POOLE's Bowling Record - Team 24: NEACC MINT COIN

Week No.	Bowling Date	Old Avg	Old HDCP	-1-	-2-	-3-	Total	HDCP		---Average Change---			High Game	High Sers	HDCP Game	HDCP Sers			
								Total	Pins	Gms	New	Old					+/-		
1	08/22/23	bk161	53	134	130	a151	415	574	264	2	132.00	-	0.00	=	132.00	134	264		
2	08/29/23	bk161	53	165	143	151	459	650	723	5	144.60	-	132.00	=	12.60	165	459		
3	09/05/23	144	68	196	200	202	598	802	1321	8	165.13	-	144.60	=	20.53	202	598		
4	09/12/23	165	49	183	193	163	539	686	1860	11	169.09	-	165.13	=	3.97	202	598		
5	09/19/23	169	45	161	173	167	501	636	2361	14	168.64	-	169.09	=	-0.45	202	598	218	430
6	09/26/23	168	46	170	181	158	509	647	2870	17	168.82	-	168.64	=	0.18	202	598	227	647
7	10/03/23	168	46	182	170	203	555	693	3425	20	171.25	-	168.82	=	2.43	203	598	249	693
8	10/10/23	171	44	170	145	148	463	595	3888	23	169.04	-	171.25	=	-2.21	203	598	249	693
9	10/17/23	169	45	189	148	156	493	628	4381	26	168.50	-	169.04	=	-0.54	203	598	249	693
10	10/24/23	168	46	a158	a158	a158	474	612	4381	26	168.50	-	168.50	=	0.00	203	598	249	693
11	10/31/23	168	46	a158	a158	a158	474	612	4381	26	168.50	-	168.50	=	0.00	203	598	249	693

End of 1st part



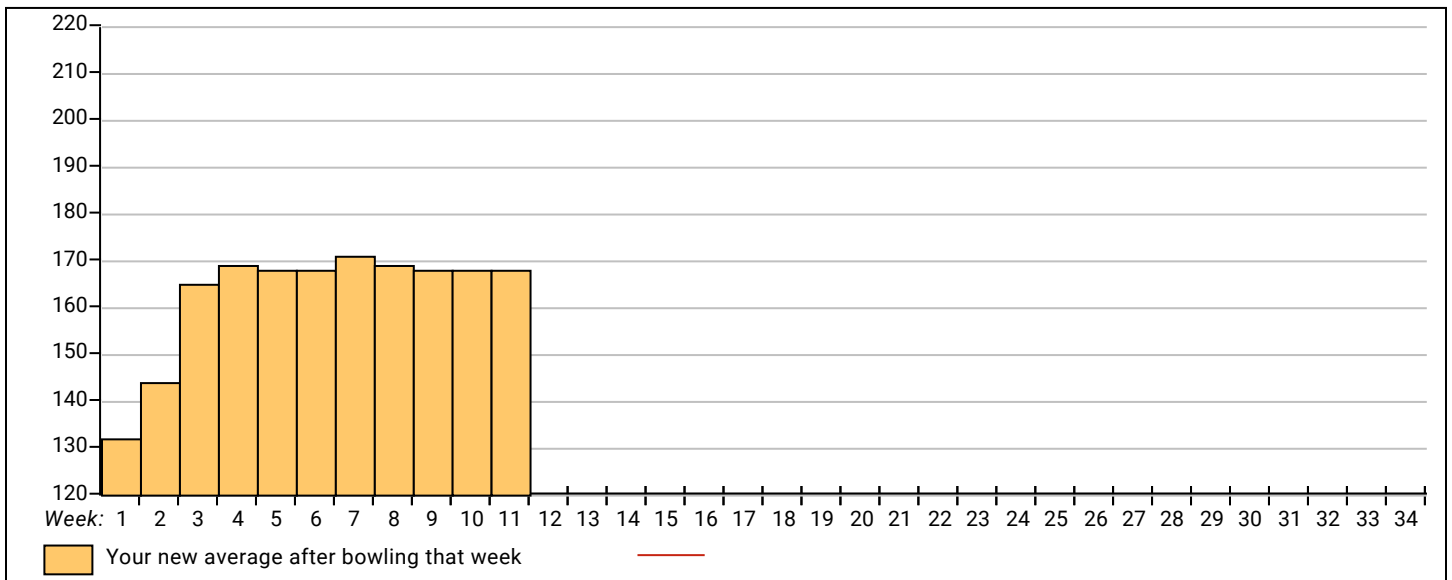
<u><100</u>	<u>100's</u>	<u>125's</u>	<u>150's</u>	<u>175's</u>	<u>200's</u>	<u>225's</u>	<u>250's</u>	<u>275's</u>	<u>300's</u>
		6	11	6	3				
<u><400</u>	<u>400's</u>	<u>450's</u>	<u>500's</u>	<u>550's</u>	<u>600's</u>	<u>650's</u>	<u>700's</u>	<u>750's</u>	<u>800's</u>
		3	3	2					

<u>Avg of Game 1</u>	<u>Avg of Game 2</u>	<u>Avg of Game 3</u>
172.22	164.78	168.50

High game of 203 on week 7 High series of 598 on week 3 High average of 171.25 after bowling week 7
 Low game of 130 on week 1 Low series of 415 on week 1 Low average of 132.00 after bowling week 1

High Scores by Game

Game #1: 196 on week 3 Game #2: 200 on week 3 Game #3: 203 on week 7



Note: This report includes information through October 31 which is Week 11 of 34

ADAM KINGSBURY's Bowling Record - Team 24: NEACC MINT COIN

Week No.	Bowling Date	Old Avg	Old HDCP	HDCP				---Average Change---				High Game	High Sers	HDCP Game	HDCP Sers				
				-1-	-2-	-3-	Total	Total	Pins	Gms	New					Old	+/-		
1	08/22/23	238	0	244	236	236	716	716	716	3	238.67	-	0.00	=	238.67	244	716		
716 --- 700 Series Award -- TNBA Awards																			
2	08/29/23	238	0	177	178	212	567	567	1283	6	213.83	-	238.67	=	-24.83	244	716		
3	09/05/23	213	6	246	245	196	687	705	1970	9	218.89	-	213.83	=	5.06	246	716		
4	09/12/23	218	0				0	0	1970	9	218.89	-	218.89	=	0.00	246	716		
5	09/19/23	218	1	187	200	190	577	580	2547	12	212.25	-	218.89	=	-6.64	246	716		
6	09/26/23	212	7	203	211	248	662	683	3209	15	213.93	-	212.25	=	1.68	248	716	255	683
7	10/03/23	213	6	229	231	146	606	624	3815	18	211.94	-	213.93	=	-1.99	248	716	255	683
8	10/10/23	211	8	189	234	174	597	621	4412	21	210.10	-	211.94	=	-1.85	248	716	255	683
9	10/17/23	210	9	176	180	174	530	557	4942	24	205.92	-	210.10	=	-4.18	248	716	255	683
10	10/24/23	205	13	251	215	258	724	763	5666	27	209.85	-	205.92	=	3.94	258	724	271	763
11	10/31/23	209	9	160	193	223	576	603	6242	30	208.07	-	209.85	=	-1.79	258	724	271	763

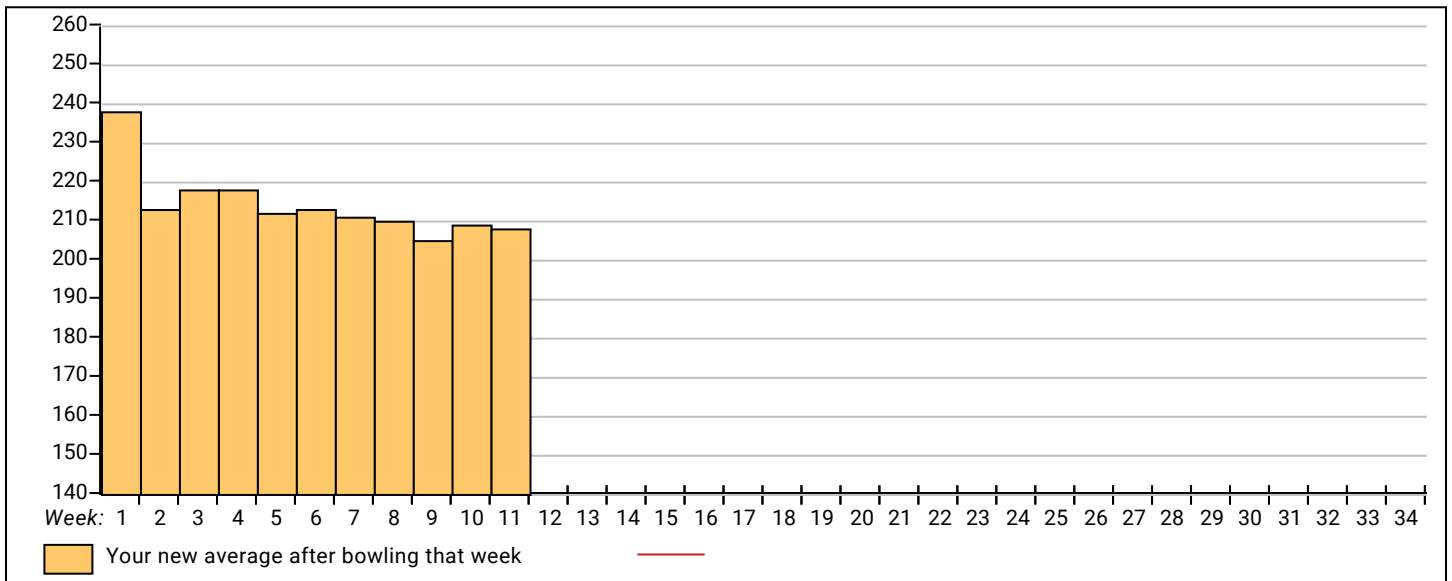
End of 1st part

<u><100</u>	<u>100's</u>	<u>125's</u>	<u>150's</u>	<u>175's</u>	<u>200's</u>	<u>225's</u>	<u>250's</u>	<u>275's</u>	<u>300's</u>
		1	3	9	6	9	2		
<u><400</u>	<u>400's</u>	<u>450's</u>	<u>500's</u>	<u>550's</u>	<u>600's</u>	<u>650's</u>	<u>700's</u>	<u>750's</u>	<u>800's</u>
			1	4	1	2	2		
			<u>Avg of Game 1</u>	<u>Avg of Game 2</u>	<u>Avg of Game 3</u>				
			206.20	212.30	205.70				

High game of 258 on week 10 High series of 724 on week 10 High average of 238.67 after bowling week 1
 Low game of 146 on week 7 Low series of 530 on week 9 Low average of 205.92 after bowling week 9

High Scores by Game

Game #1: 251 on week 10 Game #2: 245 on week 3 Game #3: 258 on week 10



Note: This report includes information through October 31 which is Week 11 of 34

TOM POOLE's Bowling Record - Team 24: NEACC MINT COIN

Week No.	Bowling Date	Old Avg	Old HDCP	-			Total	HDCP Total	Pins	Gms	---Average Change---			High Game	High Sers	HDCP Game	HDCP Sers		
				-1-	-2-	-3-					New	Old	+/-						
1	08/22/23	bk188	28	144	167	165	476	560	476	3	158.67	-	0.00	=	158.67	167	476		
2	08/29/23	158	55	193	172	178	543	708	1019	6	169.83	-	158.67	=	11.17	193	543		
3	09/05/23	169	45	a159	a159	a159	477	612	1019	6	169.83	-	169.83	=	0.00	193	543		
4	09/12/23	169	45	184	222	173	579	714	1598	9	177.56	-	169.83	=	7.72	222	579		
5	09/19/23	177	38	158	146	168	472	586	2070	12	172.50	-	177.56	=	-5.06	222	579		
6	09/26/23	172	43	148	208	170	526	655	2596	15	173.07	-	172.50	=	0.57	222	579	251	655
7	10/03/23	173	42	164	162	170	496	622	3092	18	171.78	-	173.07	=	-1.29	222	579	251	655
8	10/10/23	171	44	191	182	192	565	697	3657	21	174.14	-	171.78	=	2.37	222	579	251	697
9	10/17/23	174	41	183	181	170	534	657	4191	24	174.63	-	174.14	=	0.48	222	579	251	697
10	10/24/23	174	41	a164	a164	a164	492	615	4191	24	174.63	-	174.63	=	0.00	222	579	251	697
11	10/31/23	174	41	a164	a164	a164	492	615	4191	24	174.63	-	174.63	=	0.00	222	579	251	697

End of 1st part



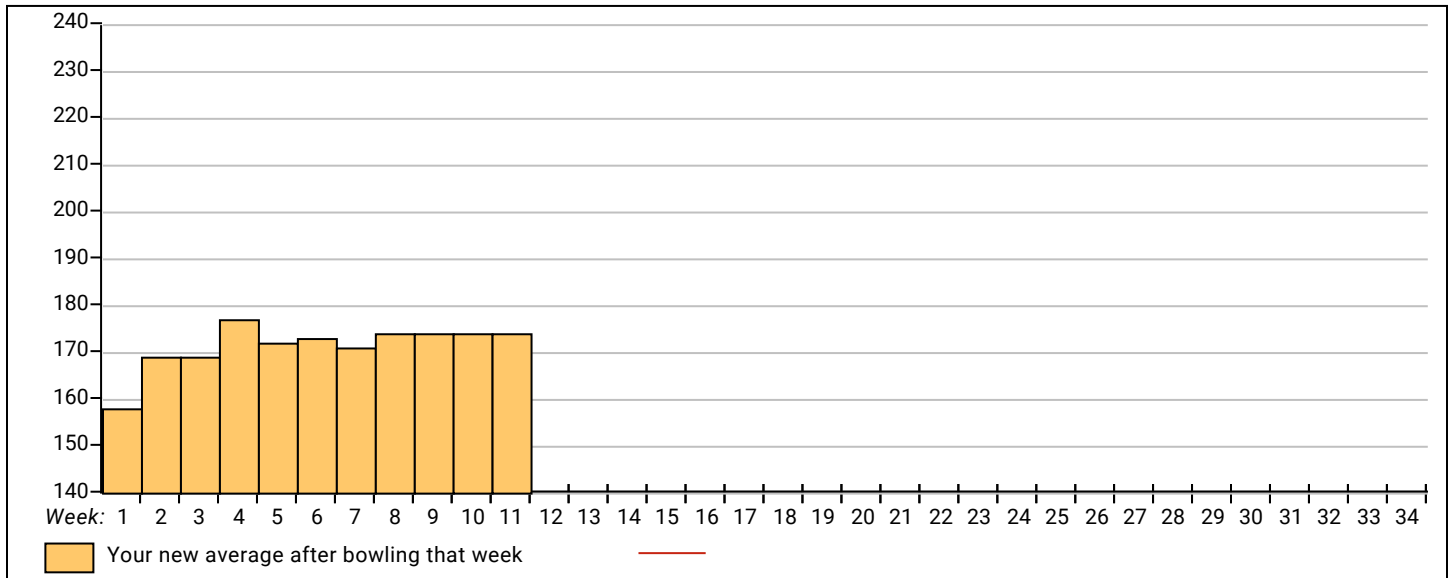
<u><100</u>	<u>100's</u>	<u>125's</u>	<u>150's</u>	<u>175's</u>	<u>200's</u>	<u>225's</u>	<u>250's</u>	<u>275's</u>	<u>300's</u>
		3	11	8	2				
<u><400</u>	<u>400's</u>	<u>450's</u>	<u>500's</u>	<u>550's</u>	<u>600's</u>	<u>650's</u>	<u>700's</u>	<u>750's</u>	<u>800's</u>
		3	3	2					

<u>Avg of Game 1</u>	<u>Avg of Game 2</u>	<u>Avg of Game 3</u>
170.63	180.00	173.25

High game of 222 on week 4 High series of 579 on week 4 High average of 177.56 after bowling week 4
 Low game of 144 on week 1 Low series of 472 on week 5 Low average of 158.67 after bowling week 1

High Scores by Game

Game #1: 193 on week 2 Game #2: 222 on week 4 Game #3: 192 on week 8



Note: This report includes information through October 31 which is Week 11 of 34

SAMUEL TUCK's Bowling Record - Team 24: NEACC MINT COIN

Week No.	Bowling Date	Old Avg	Old HDCP	-1-	-2-	-3-	Total	HDCP Total	Pins	Gms	---Average Change---			High Game	High Sers	HDCP Game	HDCP Sers		
											New	Old	----> +/-						
1	08/22/23	bk184	32	186	193	247	626	722	626	3	208.67	-	0.00	=	208.67	247	626		
2	08/29/23	208	0				0	0	626	3	208.67	-	208.67	=	0.00	247	626		
3	09/05/23	208	10	177	165	181	523	553	1149	6	191.50	-	208.67	=	-17.17	247	626		
4	09/12/23	191	26	205	191	166	562	640	1711	9	190.11	-	191.50	=	-1.39	247	626		
5	09/19/23	190	27	167	168	225	560	641	2271	12	189.25	-	190.11	=	-0.86	247	626		
6	09/26/23	189	27	153	213	140	506	587	2777	15	185.13	-	189.25	=	-4.12	247	626	240	587
7	10/03/23	185	31	190	166	154	510	603	3287	18	182.61	-	185.13	=	-2.52	247	626	240	603
8	10/10/23	182	34	152	147	168	467	569	3754	21	178.76	-	182.61	=	-3.85	247	626	240	603
9	10/17/23	178	37	191	177	181	549	660	4303	24	179.29	-	178.76	=	0.53	247	626	240	660
10	10/24/23	179	36	161	167	245	573	681	4876	27	180.59	-	179.29	=	1.30	247	626	281	681
11	10/31/23	180	36	a170	a170	a170	510	618	4876	27	180.59	-	180.59	=	0.00	247	626	281	681

End of 1st part

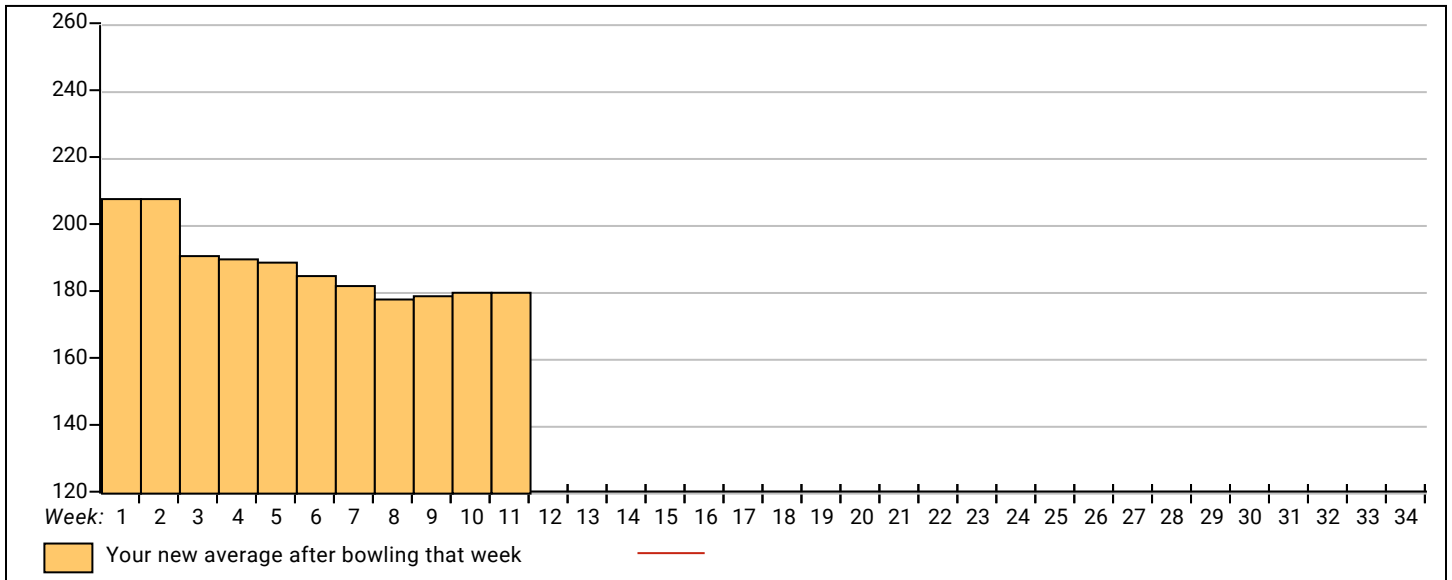


<u><100</u>	<u>100's</u>	<u>125's</u>	<u>150's</u>	<u>175's</u>	<u>200's</u>	<u>225's</u>	<u>250's</u>	<u>275's</u>	<u>300's</u>
		2	11	9	2	3			
<u><400</u>	<u>400's</u>	<u>450's</u>	<u>500's</u>	<u>550's</u>	<u>600's</u>	<u>650's</u>	<u>700's</u>	<u>750's</u>	<u>800's</u>
		1	4	3	1				
			<u>Avg of Game 1</u>	<u>Avg of Game 2</u>	<u>Avg of Game 3</u>				
			175.78	176.33	189.67				

High game of 247 on week 1 High series of 626 on week 1 High average of 208.67 after bowling week 1
 Low game of 140 on week 6 Low series of 467 on week 8 Low average of 178.76 after bowling week 8

High Scores by Game

Game #1: 205 on week 4 Game #2: 213 on week 6 Game #3: 247 on week 1



Note: This report includes information through October 31 which is Week 11 of 34

DEBBIE ADAMS's Bowling Record - Team 24: NEACC MINT COIN

Week No.	Bowling Date	Old Avg	Old HDCP	-1-	-2-	-3-	Total	HDCP Total	Pins	Gms	---Average Change---			High Game	High Sers	HDCP Game	HDCP Sers		
											New	Old	---> +/-						
1	08/22/23	bk135	0				0	0	0	0	-	0.00	=	0.00	0	0			
2	08/29/23	bk135	76	136	144	154	434	662	434	3	144.67	-	0.00	=	144.67	154	434		
3	09/05/23	144	0				0	0	434	3	144.67	-	144.67	=	0.00	154	434		
4	09/12/23	144	0				0	0	434	3	144.67	-	144.67	=	0.00	154	434		
5	09/19/23	144	0				0	0	434	3	144.67	-	144.67	=	0.00	154	434		
6	09/26/23	144	0				0	0	434	3	144.67	-	144.67	=	0.00	154	434		
7	10/03/23	144	0				0	0	434	3	144.67	-	144.67	=	0.00	154	434		
8	10/10/23	144	0				0	0	434	3	144.67	-	144.67	=	0.00	154	434		
9	10/17/23	144	0				0	0	434	3	144.67	-	144.67	=	0.00	154	434		
10	10/24/23	144	0				0	0	434	3	144.67	-	144.67	=	0.00	154	434		
11	10/31/23	144	68				0	0	434	3	144.67	-	144.67	=	0.00	154	434		

End of 1st part



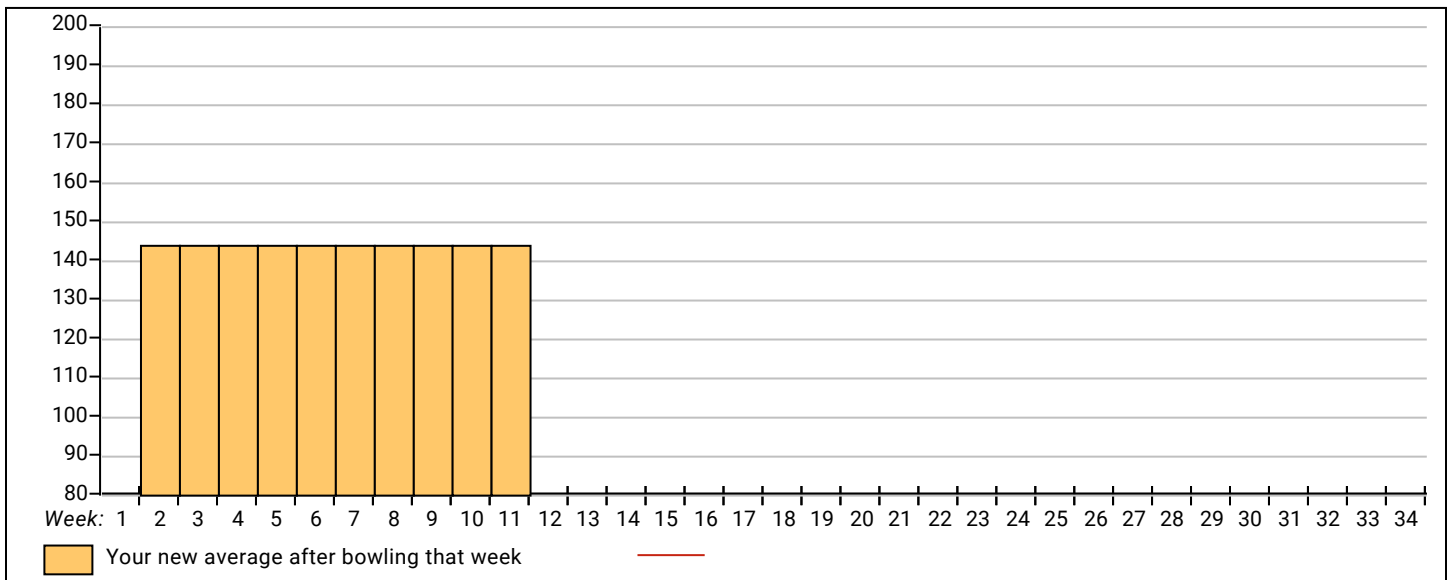
<u><100</u>	<u>100's</u>	<u>125's</u>	<u>150's</u>	<u>175's</u>	<u>200's</u>	<u>225's</u>	<u>250's</u>	<u>275's</u>	<u>300's</u>
		2	1						
<u><400</u>	<u>400's</u>	<u>450's</u>	<u>500's</u>	<u>550's</u>	<u>600's</u>	<u>650's</u>	<u>700's</u>	<u>750's</u>	<u>800's</u>
	1								

<u>Avg of Game 1</u>	<u>Avg of Game 2</u>	<u>Avg of Game 3</u>
136.00	144.00	154.00

High game of 154 on week 2 High series of 434 on week 2 High average of 144.67 after bowling week 2
 Low game of 136 on week 2 Low series of 434 on week 2 Low average of 144.67 after bowling week 2

High Scores by Game

Game #1: 136 on week 2 Game #2: 144 on week 2 Game #3: 154 on week 2



Note: This report includes information through October 31 which is Week 11 of 34

TANNER SEAL's Bowling Record - Team 24: NEACC MINT COIN

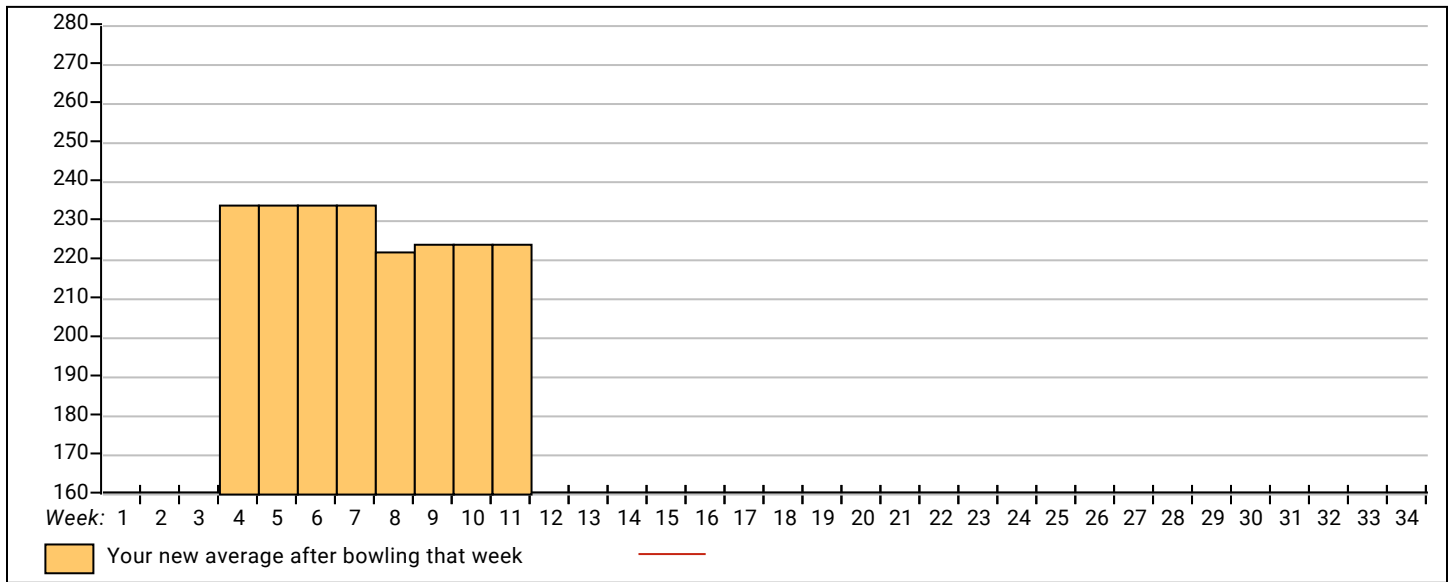
Week No.	Bowling Date	Old Avg	Old HDCP	HDCP				Pins Gms			---Average Change---			High Game	High Sers	HDCP Game	HDCP Sers
				-1-	-2-	-3-	Total	Total	Total	Total	New	Old	+/-				
4	09/12/23	234	0	239	238	225	702	702	702	3	234.00	-	0.00	=	234.00	239	702
702 --- 700 Series Award -- TNBA Awards																	
5	09/19/23	234	0				0	0	702	3	234.00	-	234.00	=	0.00	239	702
6	09/26/23	234	0				0	0	702	3	234.00	-	234.00	=	0.00	239	702
7	10/03/23	234	0				0	0	702	3	234.00	-	234.00	=	0.00	239	702
8	10/10/23	234	0	228	193	213	634	634	1336	6	222.67	-	234.00	=	-11.33	239	702
9	10/17/23	222	0	223	257	202	682	682	2018	9	224.22	-	222.67	=	1.56	257	702
10	10/24/23	224	0				0	0	2018	9	224.22	-	224.22	=	0.00	257	702
11	10/31/23	224	0				0	0	2018	9	224.22	-	224.22	=	0.00	257	702

End of 1st part

<u><100</u>	<u>100's</u>	<u>125's</u>	<u>150's</u>	<u>175's</u>	<u>200's</u>	<u>225's</u>	<u>250's</u>	<u>275's</u>	<u>300's</u>
				1	3	4	1		
<u><400</u>	<u>400's</u>	<u>450's</u>	<u>500's</u>	<u>550's</u>	<u>600's</u>	<u>650's</u>	<u>700's</u>	<u>750's</u>	<u>800's</u>
					1	1	1		
<u>Avg of Game 1</u>			<u>Avg of Game 2</u>			<u>Avg of Game 3</u>			
230.00			229.33			213.33			

High game of 257 on week 9 High series of 702 on week 4 High average of 234.00 after bowling week 4
 Low game of 193 on week 8 Low series of 634 on week 8 Low average of 222.67 after bowling week 8

High Scores by Game
 Game #1: 239 on week 4 Game #2: 257 on week 9 Game #3: 225 on week 4



Note: This report includes information through October 31 which is Week 11 of 34

ARALYN NIX's Bowling Record - Team 25: HOMER'S CREW

Week No.	Bowling Date	Old Avg	Old HDCP	HDCP			Total	HDCP Total	Pins	Gms	---Average Change---			High Game	High Sers	HDCP Game	HDCP Sers		
				-1-	-2-	-3-					New	Old	---> +/-						
1	08/22/23	165	49	151	176	168	495	642	495	3	165.00	-	0.00	=	165.00	176	495		
2	08/29/23	165	49	171	159	138	468	615	963	6	160.50	-	165.00	=	-4.50	176	495		
3	09/05/23	160	54	197	178	165	540	702	1503	9	167.00	-	160.50	=	6.50	197	540		
4	09/12/23	167	47	182	145	131	458	599	1961	12	163.42	-	167.00	=	-3.58	197	540		
5	09/19/23	163	51	140	170	169	479	632	2440	15	162.67	-	163.42	=	-0.75	197	540	221	632
6	09/26/23	162	52	147	148	147	442	598	2882	18	160.11	-	162.67	=	-2.56	197	540	221	632
7	10/03/23	160	54	158	227	139	524	686	3406	21	162.19	-	160.11	=	2.08	227	540	281	686
8	10/10/23	162	52	147	186	192	525	681	3931	24	163.79	-	162.19	=	1.60	227	540	281	686
9	10/17/23	163	51	225	170	215	610	763	4541	27	168.19	-	163.79	=	4.39	227	610	281	763
610 --- 600 Series Award -- TNBA Awards																			
10	10/24/23	168	46	187	174	130	491	629	5032	30	167.73	-	168.19	=	-0.45	227	610	281	763
11	10/31/23	167	47	124	a157	a157	438	579	5156	31	166.32	-	167.73	=	-1.41	227	610	281	763

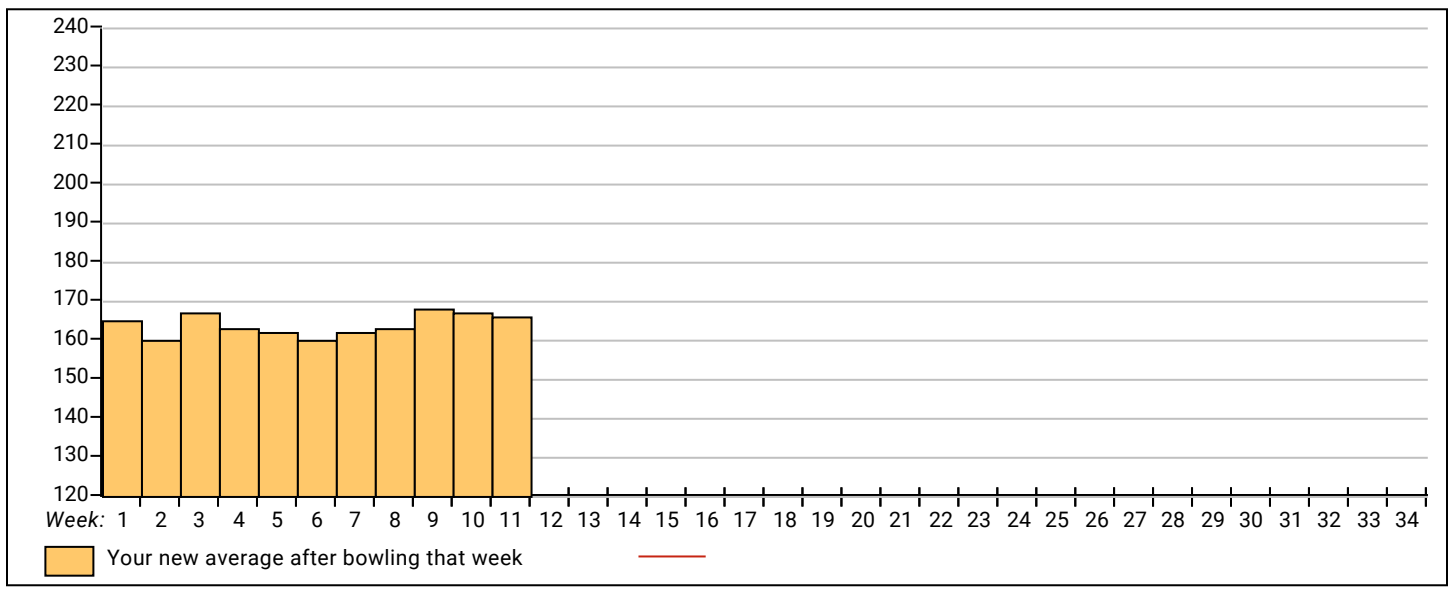
End of 1st part



<u><100</u>	<u>100's</u>	<u>125's</u>	<u>150's</u>	<u>175's</u>	<u>200's</u>	<u>225's</u>	<u>250's</u>	<u>275's</u>	<u>300's</u>
	1	10	10	7	1	2			
<u><400</u>	<u>400's</u>	<u>450's</u>	<u>500's</u>	<u>550's</u>	<u>600's</u>	<u>650's</u>	<u>700's</u>	<u>750's</u>	<u>800's</u>
	1	5	3		1				
<u>Avg of Game 1</u>			<u>Avg of Game 2</u>			<u>Avg of Game 3</u>			
166.27			173.30			159.40			

High game of 227 on week 7 High series of 610 on week 9 High average of 168.19 after bowling week 9
 Low game of 124 on week 11 Low series of 438 on week 11 Low average of 160.11 after bowling week 6

High Scores by Game
 Game #1: 225 on week 9 Game #2: 227 on week 7 Game #3: 215 on week 9



Tuesday 6:15 PM

Jonesboro Bowling Center

Lanes 1 - 32

Note: This report includes information through October 31 which is Week 11 of 34

DYLAN GORE's Bowling Record - Team 25: HOMER'S CREW

Week No.	Bowling Date	Old Avg	Old HDCP	-1-	-2-	-3-	Total	HDCP Total	Pins	Gms	---Average Change---			High Game	High Sers	HDCP Game	HDCP Sers	
											New	Old	+/-					
1	08/22/23	81	125	93	80	71	244	619	244	3	81.33	-	0.00	=	81.33	93	244	
2	08/29/23	81	125	106	96	96	298	673	542	6	90.33	-	81.33	=	9.00	106	298	
3	09/05/23	90	117	73	72	64	209	560	751	9	83.44	-	90.33	=	-6.89	106	298	
4	09/12/23	83	123	58	69	80	207	576	958	12	79.83	-	83.44	=	-3.61	106	298	
5	09/19/23	79	126	83	66	63	212	590	1170	15	78.00	-	79.83	=	-1.83	106	298	209
6	09/26/23	78	127	71	85	116	272	653	1442	18	80.11	-	78.00	=	2.11	116	298	243
7	10/03/23	80	126	77	75	90	242	620	1684	21	80.19	-	80.11	=	0.08	116	298	243
8	10/10/23	80	126	94	79	117	290	668	1974	24	82.25	-	80.19	=	2.06	117	298	243
9	10/17/23	82	124	106	113	108	327	699	2301	27	85.22	-	82.25	=	2.97	117	327	243
10	10/24/23	85	121	89	137	113	339	702	2640	30	88.00	-	85.22	=	2.78	137	339	258
11	10/31/23	88	118	103	101	136	340	694	2980	33	90.30	-	88.00	=	2.30	137	340	258

End of 1st part



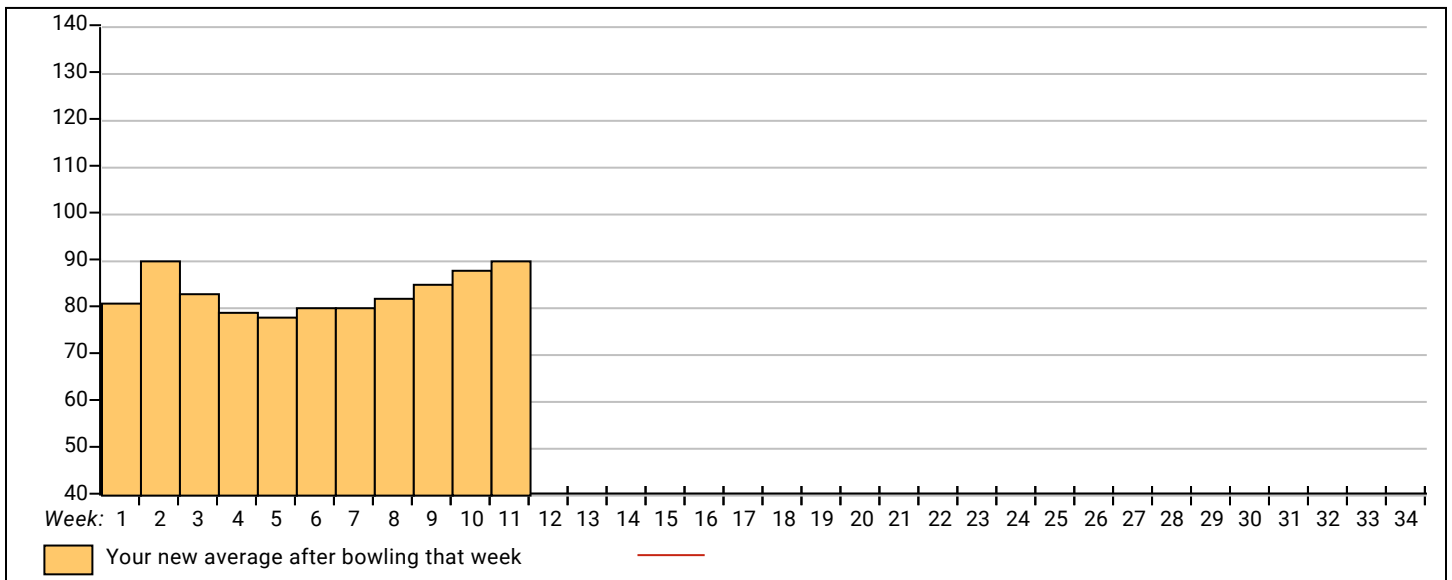
<u><100</u> 22	<u>100's</u> 9	<u>125's</u> 2	<u>150's</u>	<u>175's</u>	<u>200's</u>	<u>225's</u>	<u>250's</u>	<u>275's</u>	<u>300's</u>
<u><400</u> 11	<u>400's</u>	<u>450's</u>	<u>500's</u>	<u>550's</u>	<u>600's</u>	<u>650's</u>	<u>700's</u>	<u>750's</u>	<u>800's</u>

<u>Avg of Game 1</u> 86.64	<u>Avg of Game 2</u> 88.45	<u>Avg of Game 3</u> 95.82
-------------------------------	-------------------------------	-------------------------------

High game of 137 on week 10 High series of 340 on week 11 High average of 90.33 after bowling week 2
 Low game of 58 on week 4 Low series of 207 on week 4 Low average of 78.00 after bowling week 5

High Scores by Game

Game #1: 106 on week 2 Game #2: 137 on week 10 Game #3: 136 on week 11



Note: This report includes information through October 31 which is Week 11 of 34

ANDI TARPLEY's Bowling Record - Team 25: HOMER'S CREW

Week No.	Bowling Date	Old Avg	Old HDCP	-1-	-2-	-3-	Total	HDCP Total	Pins	Gms	---Average Change---			High Game	High Sers	HDCP Game	HDCP Sers		
											New	Old	---> +/-						
1	08/22/23	155	58	178	150	137	465	639	465	3	155.00	-	0.00	=	155.00	178	465		
2	08/29/23	155	58	151	126	143	420	594	885	6	147.50	-	155.00	=	-7.50	178	465		
3	09/05/23	147	0				0	0	885	6	147.50	-	147.50	=	0.00	178	465		
4	09/12/23	147	65	125	143	130	398	593	1283	9	142.56	-	147.50	=	-4.94	178	465		
5	09/19/23	142	70	161	105	113	379	589	1662	12	138.50	-	142.56	=	-4.06	178	465		
6	09/26/23	138	73	139	134	139	412	631	2074	15	138.27	-	138.50	=	-0.23	178	465	212	631
7	10/03/23	138	73	157	223	122	502	721	2576	18	143.11	-	138.27	=	4.84	223	502	296	721
8	10/10/23	143	69	122	145	175	442	649	3018	21	143.71	-	143.11	=	0.60	223	502	296	721
9	10/17/23	143	69	a133	a133	a133	399	606	3018	21	143.71	-	143.71	=	0.00	223	502	296	721
10	10/24/23	143	69	145	103	129	377	584	3395	24	141.46	-	143.71	=	-2.26	223	502	296	721
11	10/31/23	141	71	159	176	140	475	688	3870	27	143.33	-	141.46	=	1.87	223	502	296	721

End of 1st part

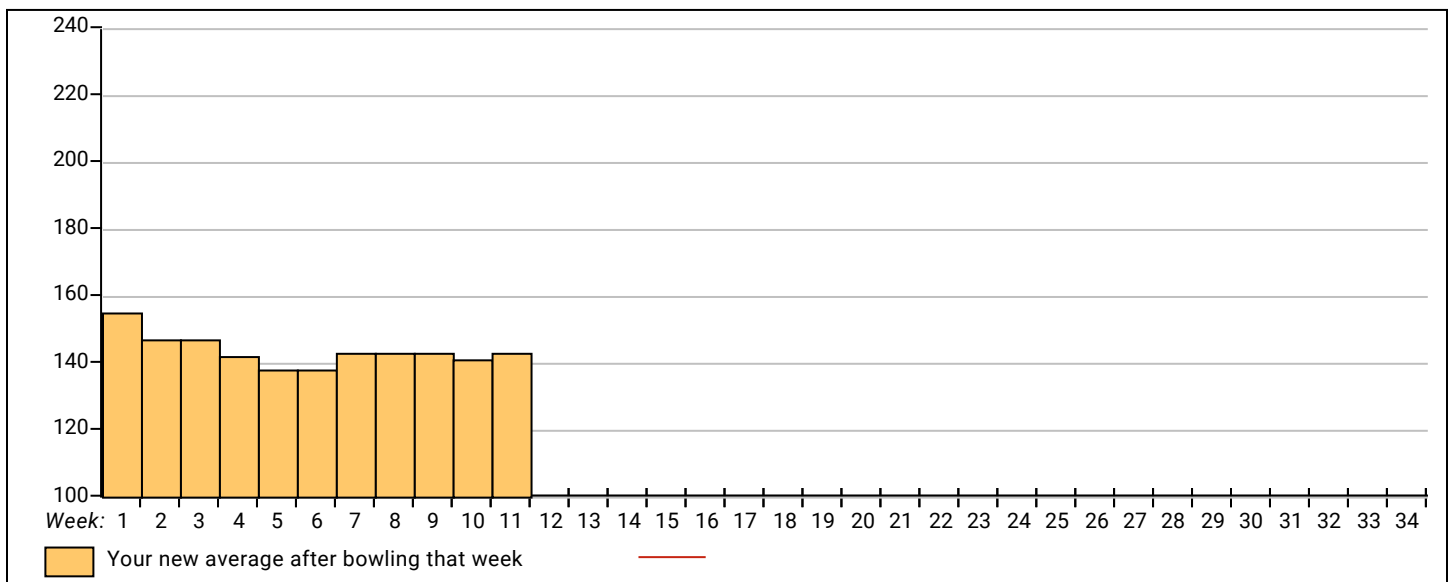


<u><100</u>	<u>100's</u>	<u>125's</u>	<u>150's</u>	<u>175's</u>	<u>200's</u>	<u>225's</u>	<u>250's</u>	<u>275's</u>	<u>300's</u>
	5	13	5	3	1				
<u><400</u>	<u>400's</u>	<u>450's</u>	<u>500's</u>	<u>550's</u>	<u>600's</u>	<u>650's</u>	<u>700's</u>	<u>750's</u>	<u>800's</u>
3	3	2	1						

<u>Avg of Game 1</u>	<u>Avg of Game 2</u>	<u>Avg of Game 3</u>
148.56	145.00	136.44

High game of 223 on week 7 High series of 502 on week 7 High average of 155.00 after bowling week 1
 Low game of 103 on week 10 Low series of 377 on week 10 Low average of 138.27 after bowling week 6

High Scores by Game
 Game #1: 178 on week 1 Game #2: 223 on week 7 Game #3: 175 on week 8



Note: This report includes information through October 31 which is Week 11 of 34

LILLY WILLIAMS's Bowling Record - Team 25: HOMER'S CREW

Week No.	Bowling Date	Old Avg	Old HDCP	-1-	-2-	-3-	Total	HDCP Total	Pins	Gms	---Average Change---			High Game	High Sers	HDCP Game	HDCP Sers		
											New	Old	+/-						
1	08/22/23	183	33	169	189	192	550	649	550	3	183.33	-	0.00	=	183.33	192	550		
2	08/29/23	183	33	145	189	180	514	613	1064	6	177.33	-	183.33	=	-6.00	192	550		
3	09/05/23	177	38	180	177	138	495	609	1559	9	173.22	-	177.33	=	-4.11	192	550		
4	09/12/23	173	42	144	164	123	431	557	1990	12	165.83	-	173.22	=	-7.39	192	550		
5	09/19/23	165	49	202	168	192	562	709	2552	15	170.13	-	165.83	=	4.30	202	562	251	709
6	09/26/23	170	45	166	159	153	478	613	3030	18	168.33	-	170.13	=	-1.80	202	562	251	709
7	10/03/23	168	46	197	209	180	586	724	3616	21	172.19	-	168.33	=	3.86	209	586	255	724
8	10/10/23	172	43	181	156	179	516	645	4132	24	172.17	-	172.19	=	-0.02	209	586	255	724
9	10/17/23	172	43	175	189	170	534	663	4666	27	172.81	-	172.17	=	0.65	209	586	255	724
10	10/24/23	172	43	135	159	157	451	580	5117	30	170.57	-	172.81	=	-2.25	209	586	255	724
11	10/31/23	170	45	145	188	179	512	647	5629	33	170.58	-	170.57	=	0.01	209	586	255	724

End of 1st part



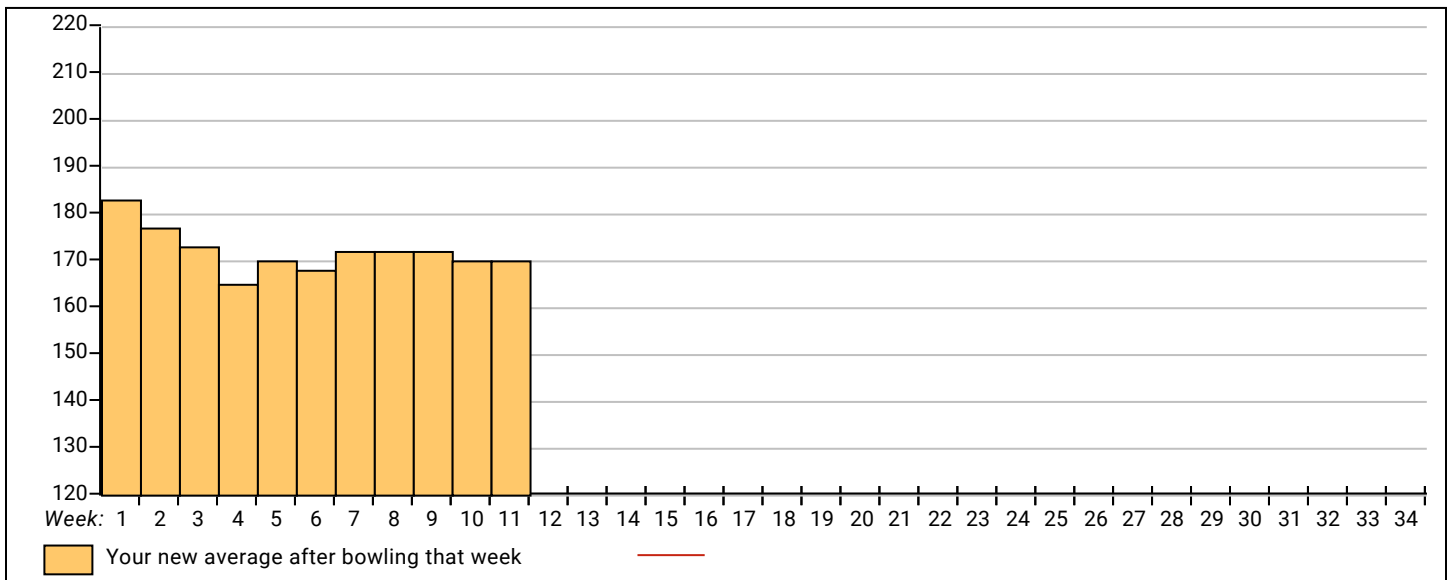
<u><100</u>	<u>100's</u>	<u>125's</u>	<u>150's</u>	<u>175's</u>	<u>200's</u>	<u>225's</u>	<u>250's</u>	<u>275's</u>	<u>300's</u>
	1	5	10	15	2				
<u><400</u>	<u>400's</u>	<u>450's</u>	<u>500's</u>	<u>550's</u>	<u>600's</u>	<u>650's</u>	<u>700's</u>	<u>750's</u>	<u>800's</u>
	1	3	4	3					

<u>Avg of Game 1</u>	<u>Avg of Game 2</u>	<u>Avg of Game 3</u>
167.18	177.00	167.55

High game of 209 on week 7 High series of 586 on week 7 High average of 183.33 after bowling week 1
 Low game of 123 on week 4 Low series of 431 on week 4 Low average of 165.83 after bowling week 4

High Scores by Game

Game #1: 202 on week 5 Game #2: 209 on week 7 Game #3: 192 on week 1



Note: This report includes information through October 31 which is Week 11 of 34

THOMAS WILLIAMS's Bowling Record - Team 25: HOMER'S CREW

Week No.	Bowling Date	Old Avg	Old HDCP	-1-	-2-	-3-	Total	HDCP Total	Pins	Gms	---Average Change---			High Game	High Sers	HDCP Game	HDCP Sers		
											New	Old	+/-						
1	08/22/23	bk204	14	212	179	267	658	700	658	3	219.33	-	0.00	=	219.33	267	658		
2	08/29/23	219	0	166	208	191	565	565	1223	6	203.83	-	219.33	=	-15.50	267	658		
3	09/05/23	203	15	219	195	248	662	707	1885	9	209.44	-	203.83	=	5.61	267	662		
4	09/12/23	209	9	182	190	193	565	592	2450	12	204.17	-	209.44	=	-5.28	267	662		
5	09/19/23	204	14	225	231	223	679	721	3129	15	208.60	-	204.17	=	4.43	267	679	245	721
6	09/26/23	208	10	213	192	235	640	670	3769	18	209.39	-	208.60	=	0.79	267	679	245	721
7	10/03/23	209	9	216	171	210	597	624	4366	21	207.90	-	209.39	=	-1.48	267	679	245	721
8	10/10/23	207	11	214	214	186	614	647	4980	24	207.50	-	207.90	=	-0.40	267	679	245	721
9	10/17/23	207	11	182	247	203	632	665	5612	27	207.85	-	207.50	=	0.35	267	679	258	721
10	10/24/23	207	11	232	167	148	547	580	6159	30	205.30	-	207.85	=	-2.55	267	679	258	721
11	10/31/23	205	13	177	246	195	618	657	6777	33	205.36	-	205.30	=	0.06	267	679	259	721

End of 1st part

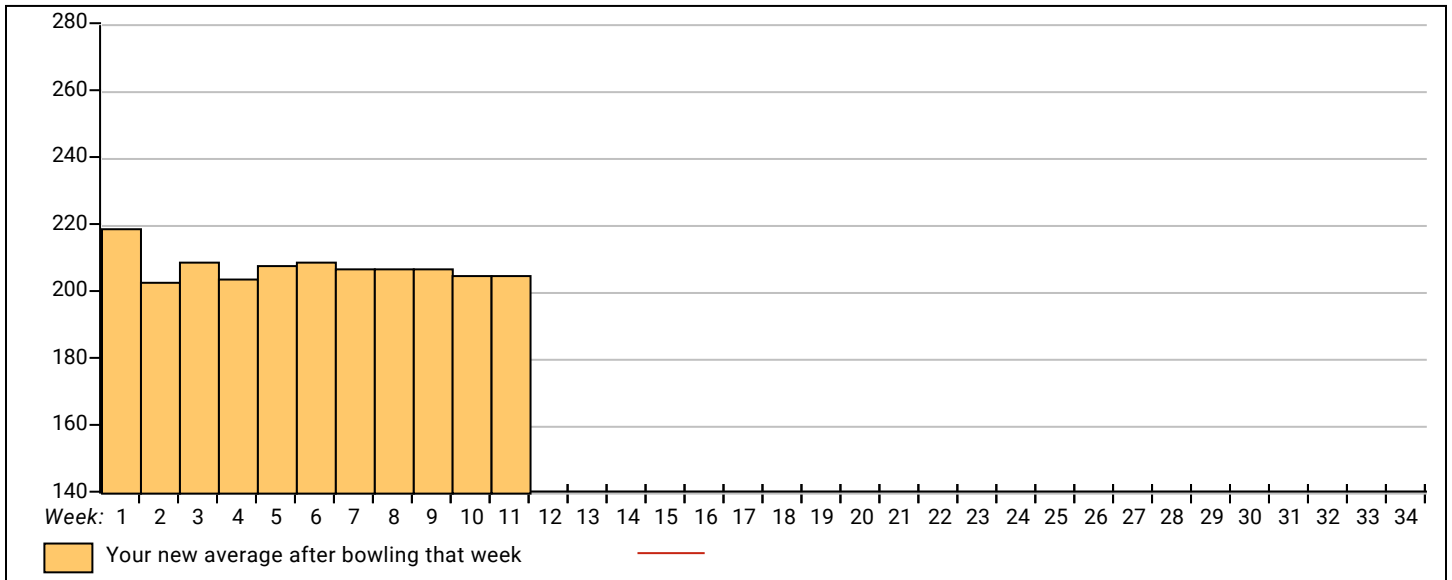


<u><100</u>	<u>100's</u>	<u>125's</u>	<u>150's</u>	<u>175's</u>	<u>200's</u>	<u>225's</u>	<u>250's</u>	<u>275's</u>	<u>300's</u>
		1	3	11	10	7	1		
<u><400</u>	<u>400's</u>	<u>450's</u>	<u>500's</u>	<u>550's</u>	<u>600's</u>	<u>650's</u>	<u>700's</u>	<u>750's</u>	<u>800's</u>
			1	3	4	3			
			<u>Avg of Game 1</u>	<u>Avg of Game 2</u>	<u>Avg of Game 3</u>				
			203.45	203.64	209.00				

High game of 267 on week 1 High series of 679 on week 5 High average of 219.33 after bowling week 1
 Low game of 148 on week 10 Low series of 547 on week 10 Low average of 203.83 after bowling week 2

High Scores by Game

Game #1: 232 on week 10 Game #2: 247 on week 9 Game #3: 267 on week 1



Note: This report includes information through October 31 which is Week 11 of 34

DANIEL NIX's Bowling Record - Team 25: HOMER'S CREW

Week No.	Bowling Date	Old Avg	Old HDCP	HDCP				HDCP			---Average Change---			High Game	High Sers	HDCP Game	HDCP Sers
				-1-	-2-	-3-	Total	Total	Pins	Gms	New	Old	+/-				
3	09/05/23	170	45	193	161	158	512	647	512	3	170.67	-	0.00	=	170.67	193	512
4	09/12/23	170	0				0	0	512	3	170.67	-	170.67	=	0.00	193	512
5	09/19/23	170	0				0	0	512	3	170.67	-	170.67	=	0.00	193	512
6	09/26/23	170	0				0	0	512	3	170.67	-	170.67	=	0.00	193	512
7	10/03/23	170	0				0	0	512	3	170.67	-	170.67	=	0.00	193	512
8	10/10/23	170	0				0	0	512	3	170.67	-	170.67	=	0.00	193	512
9	10/17/23	170	0				0	0	512	3	170.67	-	170.67	=	0.00	193	512
10	10/24/23	170	0				0	0	512	3	170.67	-	170.67	=	0.00	193	512
11	10/31/23	170	45				0	0	512	3	170.67	-	170.67	=	0.00	193	512

End of 1st part

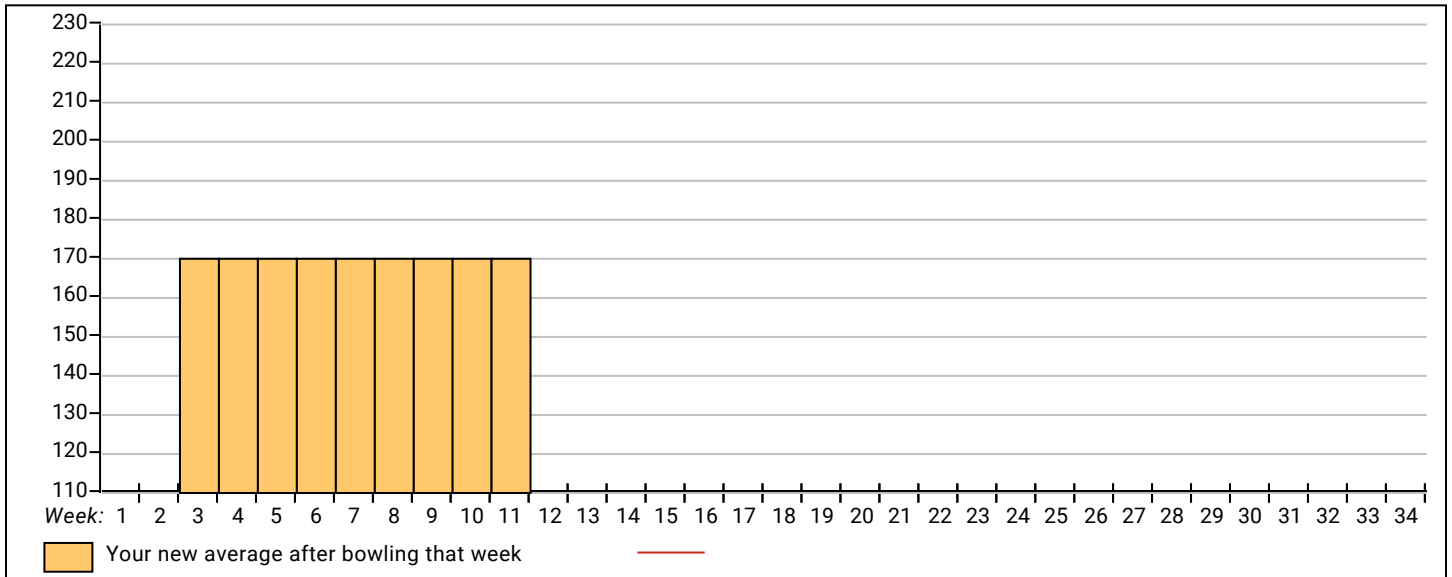
<u><100</u>	<u>100's</u>	<u>125's</u>	<u>150's</u>	<u>175's</u>	<u>200's</u>	<u>225's</u>	<u>250's</u>	<u>275's</u>	<u>300's</u>
			2	1					
<u><400</u>	<u>400's</u>	<u>450's</u>	<u>500's</u>	<u>550's</u>	<u>600's</u>	<u>650's</u>	<u>700's</u>	<u>750's</u>	<u>800's</u>
			1						

<u>Avg of Game 1</u>	<u>Avg of Game 2</u>	<u>Avg of Game 3</u>
193.00	161.00	158.00

High game of 193 on week 3 High series of 512 on week 3 High average of 170.67 after bowling week 3
 Low game of 158 on week 3 Low series of 512 on week 3 Low average of 170.67 after bowling week 3

High Scores by Game

Game #1: 193 on week 3 Game #2: 161 on week 3 Game #3: 158 on week 3



Note: This report includes information through October 31 which is Week 11 of 34

ERIC HALLMARK's Bowling Record - Team 26: DAVID'S GANG

Week No.	Bowling Date	Old Avg	Old HDCP	-1-	-2-	-3-	Total	HDCP Total	Pins	Gms	---Average Change---			High Game	High Sers	HDCP Game	HDCP Sers	
											New	Old	---> +/-					
1	08/22/23	bk188	28	193	182	203	578	662	578	3	192.67	-	0.00	=	192.67	203	578	
2	08/29/23	192	25	190	205	155	550	625	1128	6	188.00	-	192.67	=	-4.67	205	578	
3	09/05/23	188	28	130	190	192	512	596	1640	9	182.22	-	188.00	=	-5.78	205	578	
4	09/12/23	182	34	224	162	167	553	655	2193	12	182.75	-	182.22	=	0.53	224	578	
5	09/19/23	182	34	169	151	209	529	631	2722	15	181.47	-	182.75	=	-1.28	224	578	243
6	09/26/23	181	0				0	0	2722	15	181.47	-	181.47	=	0.00	224	578	243
7	10/03/23	181	35	188	179	186	553	658	3275	18	181.94	-	181.47	=	0.48	224	578	243
8	10/10/23	181	35	184	159	171	514	619	3789	21	180.43	-	181.94	=	-1.52	224	578	243
9	10/17/23	180	36	193	214	168	575	683	4364	24	181.83	-	180.43	=	1.40	224	578	250
10	10/24/23	181	35	167	203	184	554	659	4918	27	182.15	-	181.83	=	0.31	224	578	250
11	10/31/23	182	34	204	161	202	567	669	5485	30	182.83	-	182.15	=	0.69	224	578	250

End of 1st part



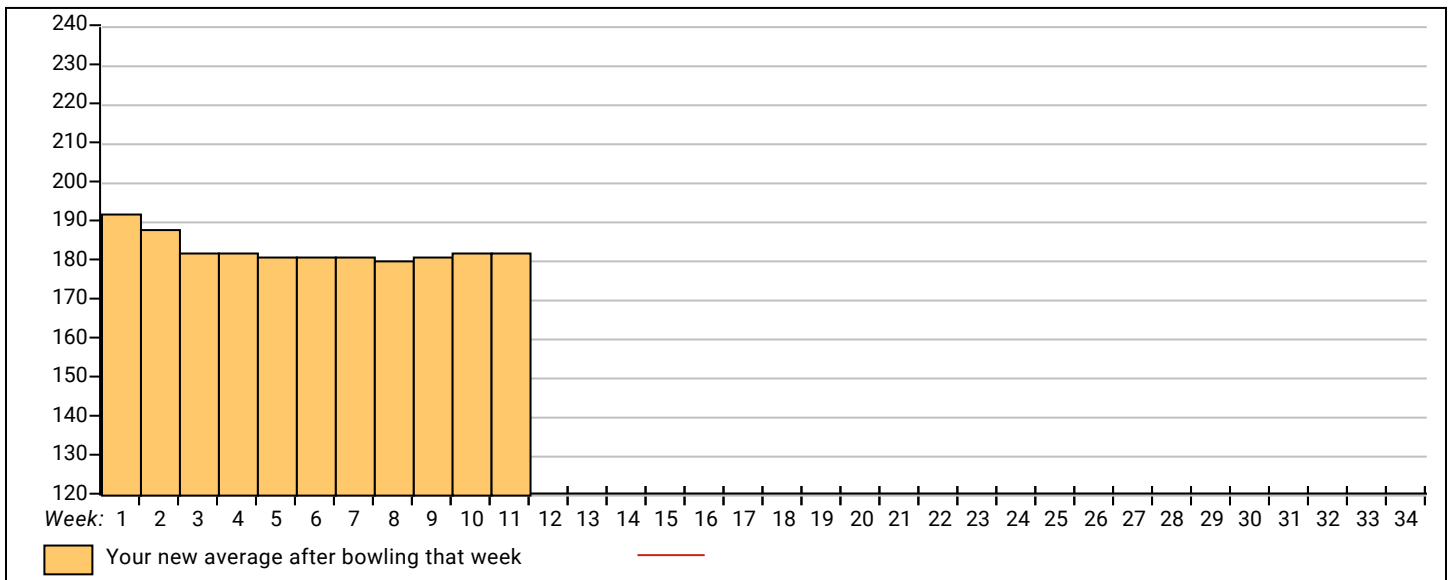
<u><100</u>	<u>100's</u>	<u>125's</u>	<u>150's</u>	<u>175's</u>	<u>200's</u>	<u>225's</u>	<u>250's</u>	<u>275's</u>	<u>300's</u>
		1	10	11	8				
<u><400</u>	<u>400's</u>	<u>450's</u>	<u>500's</u>	<u>550's</u>	<u>600's</u>	<u>650's</u>	<u>700's</u>	<u>750's</u>	<u>800's</u>
			3	7					

<u>Avg of Game 1</u>	<u>Avg of Game 2</u>	<u>Avg of Game 3</u>
184.20	180.60	183.70

High game of 224 on week 4 High series of 578 on week 1 High average of 192.67 after bowling week 1
 Low game of 130 on week 3 Low series of 512 on week 3 Low average of 180.43 after bowling week 8

High Scores by Game

Game #1: 224 on week 4 Game #2: 214 on week 9 Game #3: 209 on week 5



Note: This report includes information through October 31 which is Week 11 of 34

STEVE SIPA's Bowling Record - Team 26: DAVID'S GANG

Week No.	Bowling Date	Old Avg	Old HDCP	-1-	-2-	-3-	Total	HDCP Total	Pins	Gms	---Average Change---			High Game	High Sers	HDCP Game	HDCP Sers		
											New	Old	+/-						
1	08/22/23	bk188	0				0	0	0	0	-	0.00	=	0.00	0	0			
2	08/29/23	bk188	28	212	179	179	570	654	570	3	190.00	-	0.00	=	190.00	212	570		
3	09/05/23	190	27	218	210	182	610	691	1180	6	196.67	-	190.00	=	6.67	218	610		
4	09/12/23	196	0				0	0	1180	6	196.67	-	196.67	=	0.00	218	610		
5	09/19/23	196	21	182	172	221	575	638	1755	9	195.00	-	196.67	=	-1.67	221	610		
6	09/26/23	195	22	150	157	193	500	566	2255	12	187.92	-	195.00	=	-7.08	221	610		
7	10/03/23	187	29	179	189	159	527	614	2782	15	185.47	-	187.92	=	-2.45	221	610	218	614
8	10/10/23	185	31	185	176	191	552	645	3334	18	185.22	-	185.47	=	-0.24	221	610	222	645
9	10/17/23	185	31	191	195	188	574	667	3908	21	186.10	-	185.22	=	0.87	221	610	226	667
10	10/24/23	186	30	185	148	183	516	606	4424	24	184.33	-	186.10	=	-1.76	221	610	226	667
11	10/31/23	184	32	164	172	183	519	615	4943	27	183.07	-	184.33	=	-1.26	221	610	226	667

End of 1st part

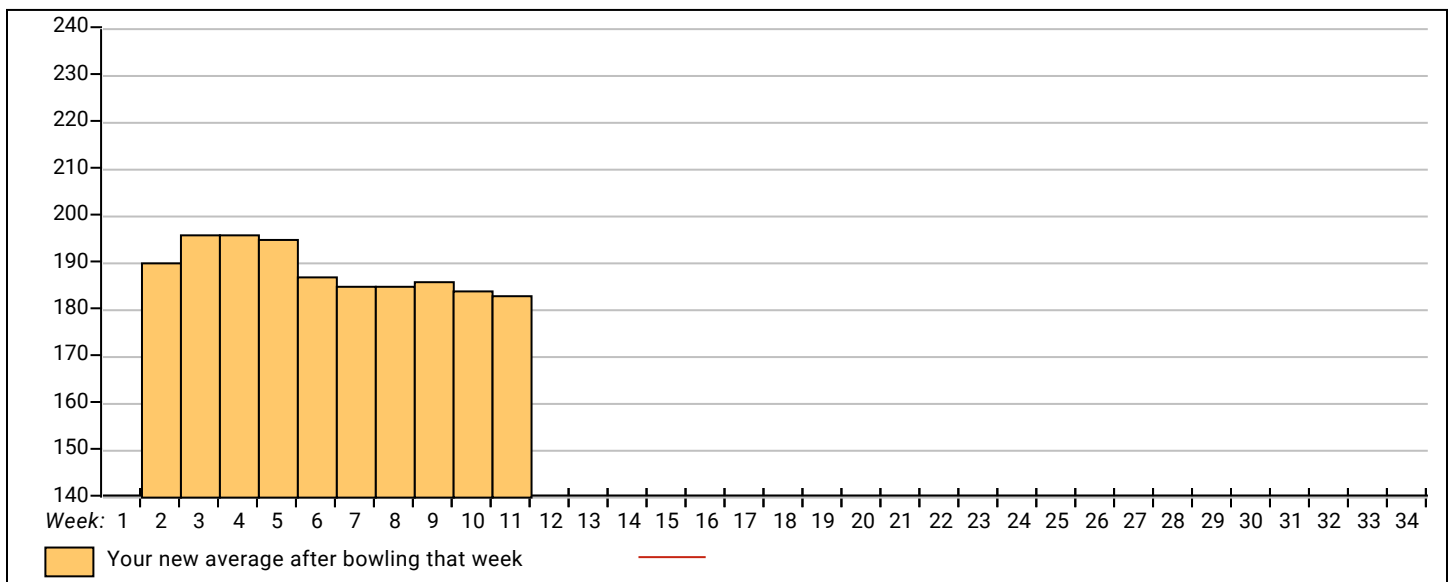


<u><100</u>	<u>100's</u>	<u>125's</u>	<u>150's</u>	<u>175's</u>	<u>200's</u>	<u>225's</u>	<u>250's</u>	<u>275's</u>	<u>300's</u>
		1	6	16	4				
<u><400</u>	<u>400's</u>	<u>450's</u>	<u>500's</u>	<u>550's</u>	<u>600's</u>	<u>650's</u>	<u>700's</u>	<u>750's</u>	<u>800's</u>
			4	4	1				

<u>Avg of Game 1</u>	<u>Avg of Game 2</u>	<u>Avg of Game 3</u>
185.11	177.56	186.56

High game of 221 on week 5 High series of 610 on week 3 High average of 196.67 after bowling week 3
 Low game of 148 on week 10 Low series of 500 on week 6 Low average of 183.07 after bowling week 11

High Scores by Game
 Game #1: 218 on week 3 Game #2: 210 on week 3 Game #3: 221 on week 5



Note: This report includes information through October 31 which is Week 11 of 34

JACE GASAWAY's Bowling Record - Team 26: DAVID'S GANG

Week No.	Bowling Date	Old Avg	Old HDCP	-1-	-2-	-3-	Total	HDCP Total	Pins	Gms	---Average Change---			High Game	High Sers	HDCP Game	HDCP Sers	
											New	Old	+/-					
1	08/22/23	bk167	47	163	127	130	420	561	420	3	140.00	-	0.00	=	140.00	163	420	
2	08/29/23	140	0				0	0	420	3	140.00	-	140.00	=	0.00	163	420	
3	09/05/23	140	72	151	157	171	479	695	899	6	149.83	-	140.00	=	9.83	171	479	
4	09/12/23	149	63	127	170	176	473	662	1372	9	152.44	-	149.83	=	2.61	176	479	
5	09/19/23	152	61	160	137	184	481	664	1853	12	154.42	-	152.44	=	1.97	184	481	
6	09/26/23	154	59	172	173	139	484	661	2337	15	155.80	-	154.42	=	1.38	184	484	232 661
7	10/03/23	155	0				0	0	2337	15	155.80	-	155.80	=	0.00	184	484	232 661
8	10/10/23	155	58	116	159	145	420	594	2757	18	153.17	-	155.80	=	-2.63	184	484	232 661
9	10/17/23	153	60	186	152	128	466	646	3223	21	153.48	-	153.17	=	0.31	186	484	246 661
10	10/24/23	153	60	146	135	159	440	620	3663	24	152.63	-	153.48	=	-0.85	186	484	246 661
11	10/31/23	152	61	175	167	188	530	713	4193	27	155.30	-	152.63	=	2.67	188	530	249 713

End of 1st part



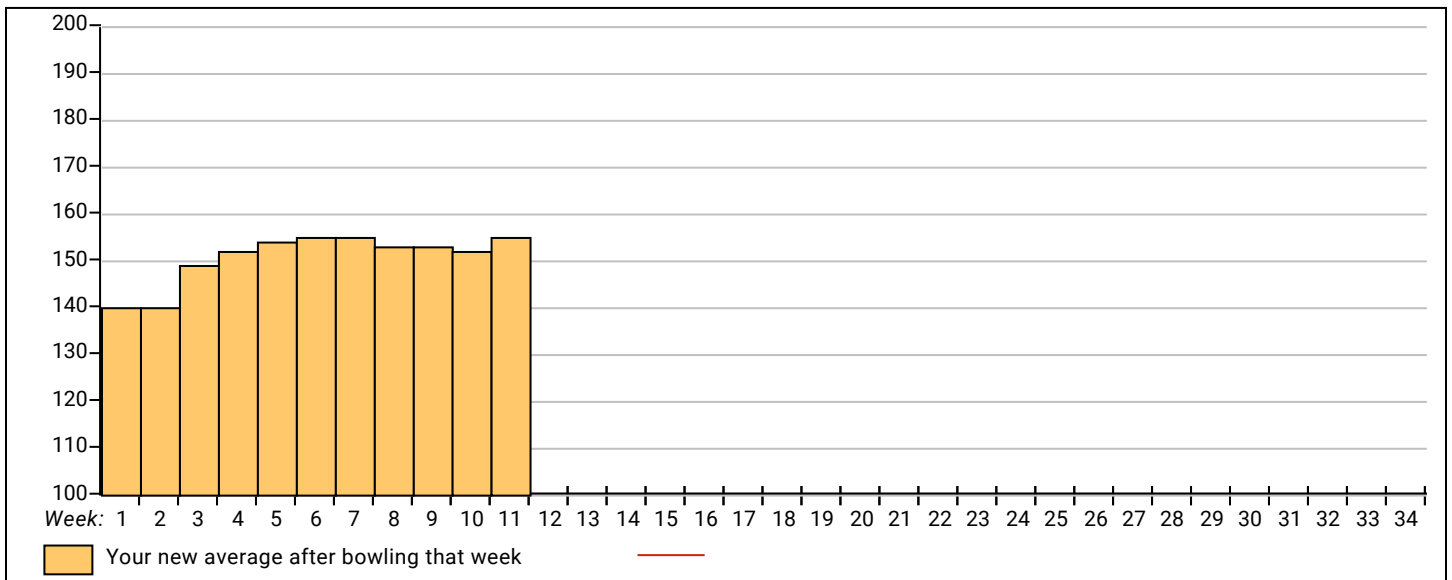
<u><100</u>	<u>100's</u>	<u>125's</u>	<u>150's</u>	<u>175's</u>	<u>200's</u>	<u>225's</u>	<u>250's</u>	<u>275's</u>	<u>300's</u>
	1	9	12	5					
<u><400</u>	<u>400's</u>	<u>450's</u>	<u>500's</u>	<u>550's</u>	<u>600's</u>	<u>650's</u>	<u>700's</u>	<u>750's</u>	<u>800's</u>
	3	5	1						

<u>Avg of Game 1</u>	<u>Avg of Game 2</u>	<u>Avg of Game 3</u>
155.11	153.00	157.78

High game of 188 on week 11 High series of 530 on week 11 High average of 155.80 after bowling week 6
 Low game of 116 on week 8 Low series of 420 on week 1 Low average of 140.00 after bowling week 1

High Scores by Game

Game #1: 186 on week 9 Game #2: 173 on week 6 Game #3: 188 on week 11



Note: This report includes information through October 31 which is Week 11 of 34

ROGER CLARK's Bowling Record - Team 26: DAVID'S GANG

Week No.	Bowling Date	Old Avg	Old HDCP	-1-	-2-	-3-	Total	HDCP Total	Pins	Gms	---Average Change---			High Game	High Sers	HDCP Game	HDCP Sers	
											New	Old	+/-					
1	08/22/23	bk172	43	146	168	195	509	638	509	3	169.67	-	0.00	=	169.67	195	509	
2	08/29/23	169	45	157	137	155	449	584	958	6	159.67	-	169.67	=	-10.00	195	509	
3	09/05/23	159	54	184	164	180	528	690	1486	9	165.11	-	159.67	=	5.44	195	528	
4	09/12/23	165	49	133	206	169	508	655	1994	12	166.17	-	165.11	=	1.06	206	528	
5	09/19/23	166	0				0	0	1994	12	166.17	-	166.17	=	0.00	206	528	
6	09/26/23	166	48	177	169	170	516	660	2510	15	167.33	-	166.17	=	1.17	206	528	225 660
7	10/03/23	167	47	179	182	157	518	659	3028	18	168.22	-	167.33	=	0.89	206	528	229 660
8	10/10/23	168	0				0	0	3028	18	168.22	-	168.22	=	0.00	206	528	229 660
9	10/17/23	168	46	150	146	190	486	624	3514	21	167.33	-	168.22	=	-0.89	206	528	236 660
10	10/24/23	167	47	173	163	179	515	656	4029	24	167.88	-	167.33	=	0.54	206	528	236 660
11	10/31/23	167	47	176	172	202	550	691	4579	27	169.59	-	167.88	=	1.72	206	550	249 691

End of 1st part

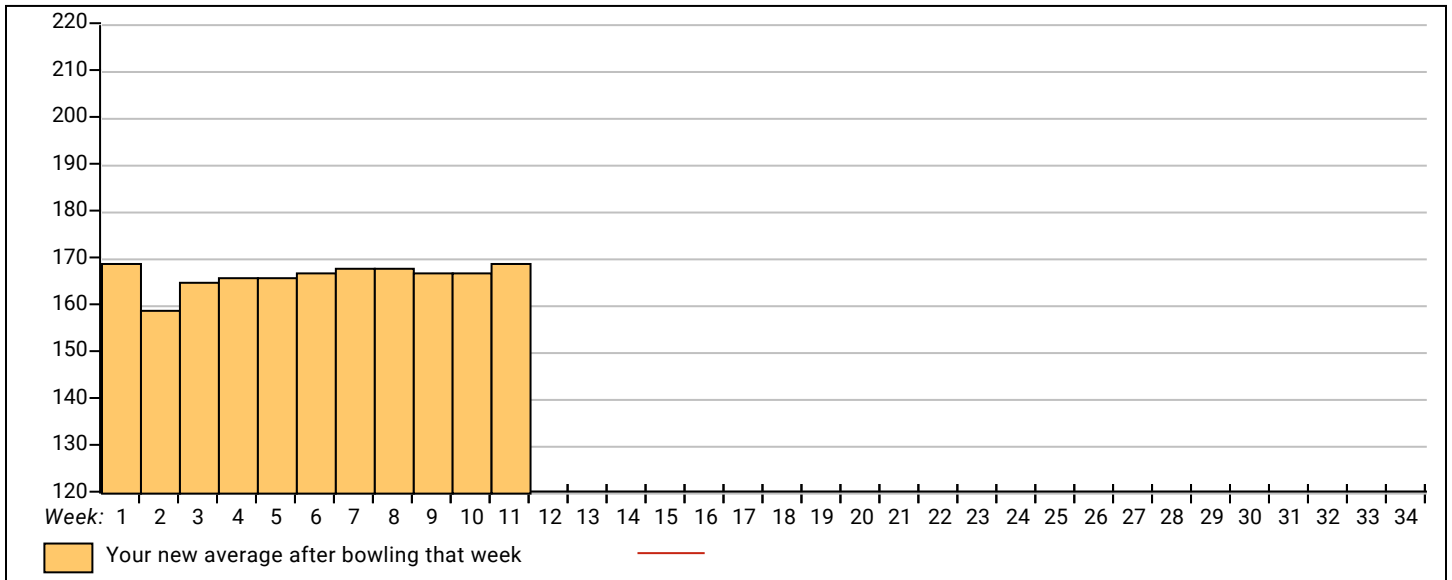


<u><100</u>	<u>100's</u>	<u>125's</u>	<u>150's</u>	<u>175's</u>	<u>200's</u>	<u>225's</u>	<u>250's</u>	<u>275's</u>	<u>300's</u>
		4	12	9	2				
<u><400</u>	<u>400's</u>	<u>450's</u>	<u>500's</u>	<u>550's</u>	<u>600's</u>	<u>650's</u>	<u>700's</u>	<u>750's</u>	<u>800's</u>
	1	1	6	1					
			<u>Avg of Game 1</u>	<u>Avg of Game 2</u>	<u>Avg of Game 3</u>				
			163.89	167.44	177.44				

High game of 206 on week 4 High series of 550 on week 11 High average of 169.67 after bowling week 1
 Low game of 133 on week 4 Low series of 449 on week 2 Low average of 159.67 after bowling week 2

High Scores by Game

Game #1: 184 on week 3 Game #2: 206 on week 4 Game #3: 202 on week 11



Note: This report includes information through October 31 which is Week 11 of 34

TRAVIS SHERMAN's Bowling Record - Team 26: DAVID'S GANG

Week No.	Bowling Date	Old Avg	Old HDCP	-1-	-2-	-3-	Total	HDCP Total	Pins	Gms	---Average Change---			High Game	High Sers	HDCP Game	HDCP Sers	
											New	Old	+/-					
1	08/22/23	bk193	24	202	200	174	576	648	576	3	192.00	-	0.00	=	192.00	202	576	
2	08/29/23	192	25	201	140	190	531	606	1107	6	184.50	-	192.00	=	-7.50	202	576	
3	09/05/23	184	0				0	0	1107	6	184.50	-	184.50	=	0.00	202	576	
4	09/12/23	184	32	203	200	171	574	670	1681	9	186.78	-	184.50	=	2.28	203	576	
5	09/19/23	186	30	203	147	232	582	672	2263	12	188.58	-	186.78	=	1.81	232	582	
6	09/26/23	188	28	211	147	181	539	623	2802	15	186.80	-	188.58	=	-1.78	232	582	239
7	10/03/23	186	30	184	194	247	625	715	3427	18	190.39	-	186.80	=	3.59	247	625	277
8	10/10/23	190	27	177	197	248	622	703	4049	21	192.81	-	190.39	=	2.42	248	625	277
9	10/17/23	192	25	a182			182	207	4049	21	192.81	-	192.81	=	0.00	248	625	277
10	10/24/23	192	25	162	155	179	496	571	4545	24	189.38	-	192.81	=	-3.43	248	625	277
11	10/31/23	189	27				0	0	4545	24	189.38	-	189.38	=	0.00	248	625	277

End of 1st part

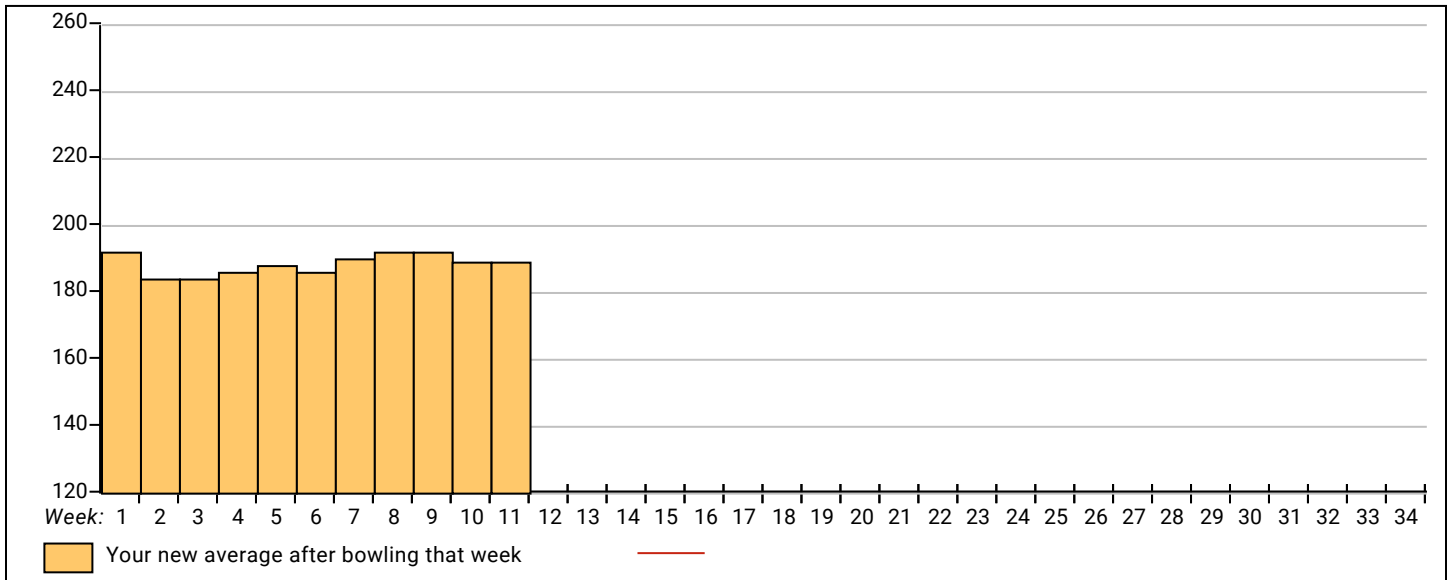


<u><100</u>	<u>100's</u>	<u>125's</u>	<u>150's</u>	<u>175's</u>	<u>200's</u>	<u>225's</u>	<u>250's</u>	<u>275's</u>	<u>300's</u>
		3	4	7	7	3			
<u><400</u>	<u>400's</u>	<u>450's</u>	<u>500's</u>	<u>550's</u>	<u>600's</u>	<u>650's</u>	<u>700's</u>	<u>750's</u>	<u>800's</u>
		1	2	3	2				
			<u>Avg of Game 1</u>	<u>Avg of Game 2</u>	<u>Avg of Game 3</u>				
			192.88	172.50	202.75				

High game of 248 on week 8 High series of 625 on week 7 High average of 192.81 after bowling week 8
 Low game of 140 on week 2 Low series of 496 on week 10 Low average of 184.50 after bowling week 2

High Scores by Game

Game #1: 211 on week 6 Game #2: 200 on week 1 Game #3: 248 on week 8



Note: This report includes information through October 31 which is Week 11 of 34

NICHOLAS TATE's Bowling Record - Team 26: DAVID'S GANG

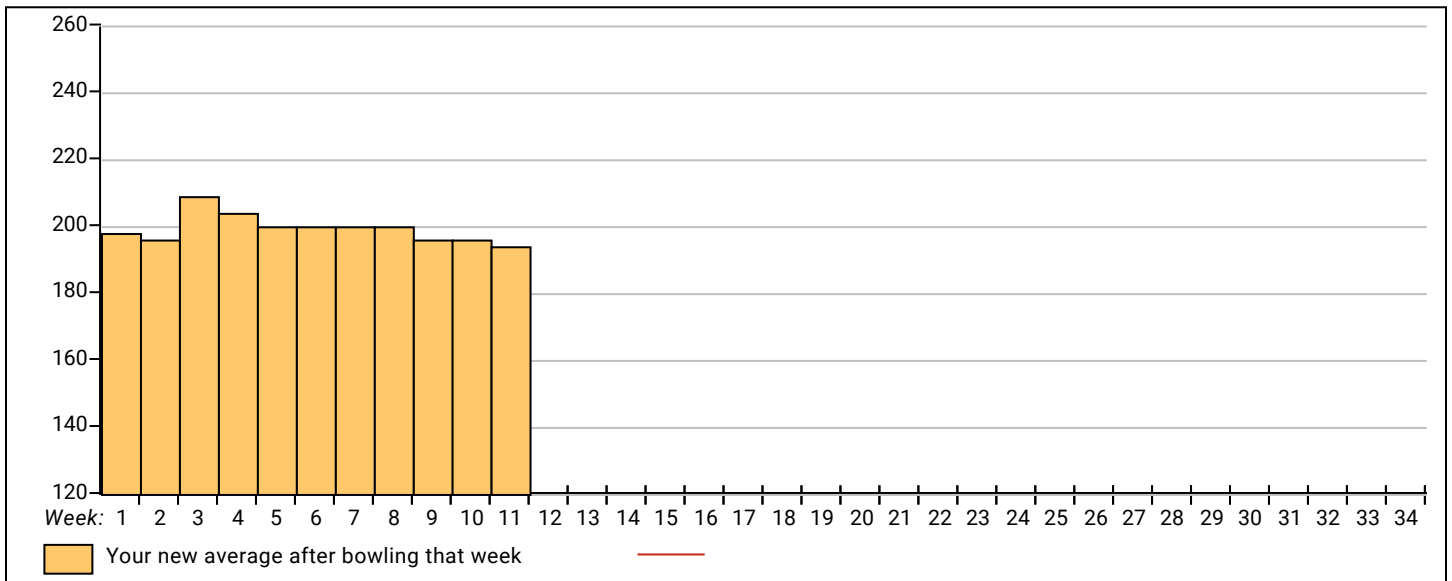
Week No.	Bowling Date	Old Avg	Old HDCP	-1-	-2-	-3-	Total	HDCP Total	Pins	Gms	---Average Change---			High Game	High Sers	HDCP Game	HDCP Sers		
											New	Old	----> +/-						
1	08/22/23	198	19	208	203	184	595	652	595	3	198.33	-	0.00	=	198.33	208	595		
2	08/29/23	198	19	202	224	158	584	641	1179	6	196.50	-	198.33	=	-1.83	224	595		
3	09/05/23	196	21	225	227	255	707	770	1886	9	209.56	-	196.50	=	13.06	255	707		
707 --- 700 Series Award -- TNBA Awards																			
4	09/12/23	209	9	199	171	199	569	596	2455	12	204.58	-	209.56	=	-4.97	255	707		
5	09/19/23	204	14	136	226	189	551	593	3006	15	200.40	-	204.58	=	-4.18	255	707	240	593
6	09/26/23	200	18	a190	a190	a190	570	624	3006	15	200.40	-	200.40	=	0.00	255	707	240	593
7	10/03/23	200	18	191	185	226	602	656	3608	18	200.44	-	200.40	=	0.04	255	707	244	656
8	10/10/23	200	18	a190	a190	a190	570	624	3608	18	200.44	-	200.44	=	0.00	255	707	244	656
9	10/17/23	200	0		155	168	323	359	3931	20	196.55	-	200.44	=	-3.89	255	707	244	656
10	10/24/23	196	0				0	0	3931	20	196.55	-	196.55	=	0.00	255	707	244	656
11	10/31/23	196	21	177	189	177	543	606	4474	23	194.52	-	196.55	=	-2.03	255	707	244	656

End of 1st part

<u><100</u>	<u>100's</u>	<u>125's</u>	<u>150's</u>	<u>175's</u>	<u>200's</u>	<u>225's</u>	<u>250's</u>	<u>275's</u>	<u>300's</u>
		1	4	9	4	4	1		
<u><400</u>	<u>400's</u>	<u>450's</u>	<u>500's</u>	<u>550's</u>	<u>600's</u>	<u>650's</u>	<u>700's</u>	<u>750's</u>	<u>800's</u>
1			1	4	1		1		
			<u>Avg of Game 1</u>	<u>Avg of Game 2</u>	<u>Avg of Game 3</u>				
			191.14	197.50	194.50				

High game of 255 on week 3 High series of 707 on week 3 High average of 209.56 after bowling week 3
 Low game of 136 on week 5 Low series of 323 on week 9 Low average of 194.52 after bowling week 11

High Scores by Game
 Game #1: 225 on week 3 Game #2: 227 on week 3 Game #3: 255 on week 3



Note: This report includes information through October 31 which is Week 11 of 34

ALAN CHETISTER SR's Bowling Record - Team 27: ARKANSAS BEARING

Week No.	Bowling Date	Old Avg	Old HDCP	Old			Total	HDCP Total	Pins Gms		---Average Change---			High Game	High Sers	HDCP Game	HDCP Sers		
				-1-	-2-	-3-			New	Old	Change								
1	08/22/23	bk179	36	192	145	151	488	596	488	3	162.67	-	0.00	=	162.67	192	488		
2	08/29/23	162	52	211	167	180	558	714	1046	6	174.33	-	162.67	=	11.67	211	558		
3	09/05/23	174	41	170	148	150	468	591	1514	9	168.22	-	174.33	=	-6.11	211	558		
4	09/12/23	168	46	180	172	173	525	663	2039	12	169.92	-	168.22	=	1.69	211	558		
5	09/19/23	169	45	157	174	166	497	632	2536	15	169.07	-	169.92	=	-0.85	211	558	219	632
6	09/26/23	169	45	147	165	163	475	610	3011	18	167.28	-	169.07	=	-1.79	211	558	219	632
7	10/03/23	167	47	176	173	165	514	655	3525	21	167.86	-	167.28	=	0.58	211	558	223	655
8	10/10/23	167	47	184	181	215	580	721	4105	24	171.04	-	167.86	=	3.18	215	580	262	721
9	10/17/23	171	44	208	192	171	571	703	4676	27	173.19	-	171.04	=	2.14	215	580	262	721
10	10/24/23	173	42	198	169	172	539	665	5215	30	173.83	-	173.19	=	0.65	215	580	262	721
11	10/31/23	173	42	a163	a163	a163	489	615	5215	30	173.83	-	173.83	=	0.00	215	580	262	721

End of 1st part

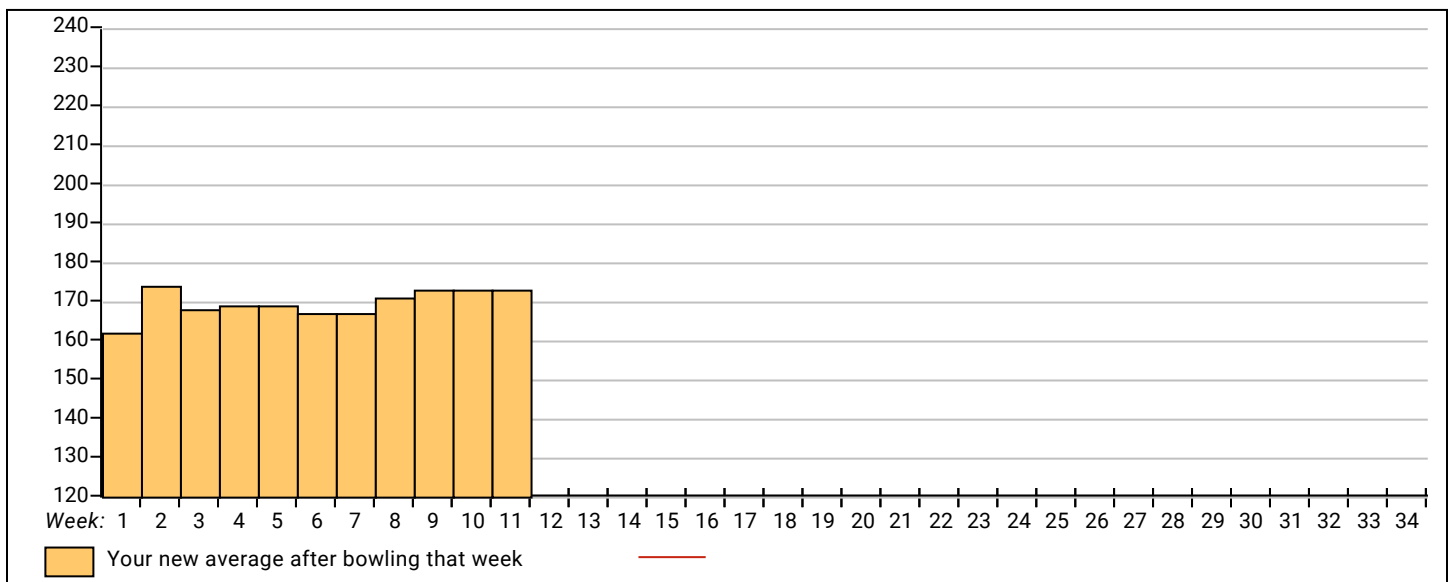


<u><100</u>	<u>100's</u>	<u>125's</u>	<u>150's</u>	<u>175's</u>	<u>200's</u>	<u>225's</u>	<u>250's</u>	<u>275's</u>	<u>300's</u>
		3	16	8	3				
<u><400</u>	<u>400's</u>	<u>450's</u>	<u>500's</u>	<u>550's</u>	<u>600's</u>	<u>650's</u>	<u>700's</u>	<u>750's</u>	<u>800's</u>
		4	3	3					
			<u>Avg of Game 1</u>	<u>Avg of Game 2</u>	<u>Avg of Game 3</u>				
			182.30	168.60	170.60				

High game of 215 on week 8 High series of 580 on week 8 High average of 174.33 after bowling week 2
 Low game of 145 on week 1 Low series of 468 on week 3 Low average of 162.67 after bowling week 1

High Scores by Game

Game #1: 211 on week 2 Game #2: 192 on week 9 Game #3: 215 on week 8



Note: This report includes information through October 31 which is Week 11 of 34

HENRY FRASHER's Bowling Record - Team 27: ARKANSAS BEARING

Week No.	Bowling Date	Old Avg	Old HDCP	-1-	-2-	-3-	Total	HDCP Total	Pins	Gms	---Average Change---			High Game	High Sers	HDCP Game	HDCP Sers	
											New	Old	+/-					
1	08/22/23	bk168	46	176	148	166	490	628	490	3	163.33	-	0.00	=	163.33	176	490	
2	08/29/23	163	51	162	159	170	491	644	981	6	163.50	-	163.33	=	0.17	176	491	
3	09/05/23	163	51	a153	a153	a153	459	612	981	6	163.50	-	163.50	=	0.00	176	491	
4	09/12/23	163	51	192	172	122	486	639	1467	9	163.00	-	163.50	=	-0.50	192	491	
5	09/19/23	163	51	160	156	147	463	616	1930	12	160.83	-	163.00	=	-2.17	192	491	
6	09/26/23	160	54	201	181	149	531	693	2461	15	164.07	-	160.83	=	3.23	201	531	255 693
7	10/03/23	164	50	210	153	178	541	691	3002	18	166.78	-	164.07	=	2.71	210	541	260 693
8	10/10/23	166	48	164	164	159	487	631	3489	21	166.14	-	166.78	=	-0.63	210	541	260 693
9	10/17/23	166	48	160	169	143	472	616	3961	24	165.04	-	166.14	=	-1.10	210	541	260 693
10	10/24/23	165	49	205	192	160	557	704	4518	27	167.33	-	165.04	=	2.29	210	557	260 704
11	10/31/23	167	47	213	179	214	606	747	5124	30	170.80	-	167.33	=	3.47	214	606	261 747

End of 1st part

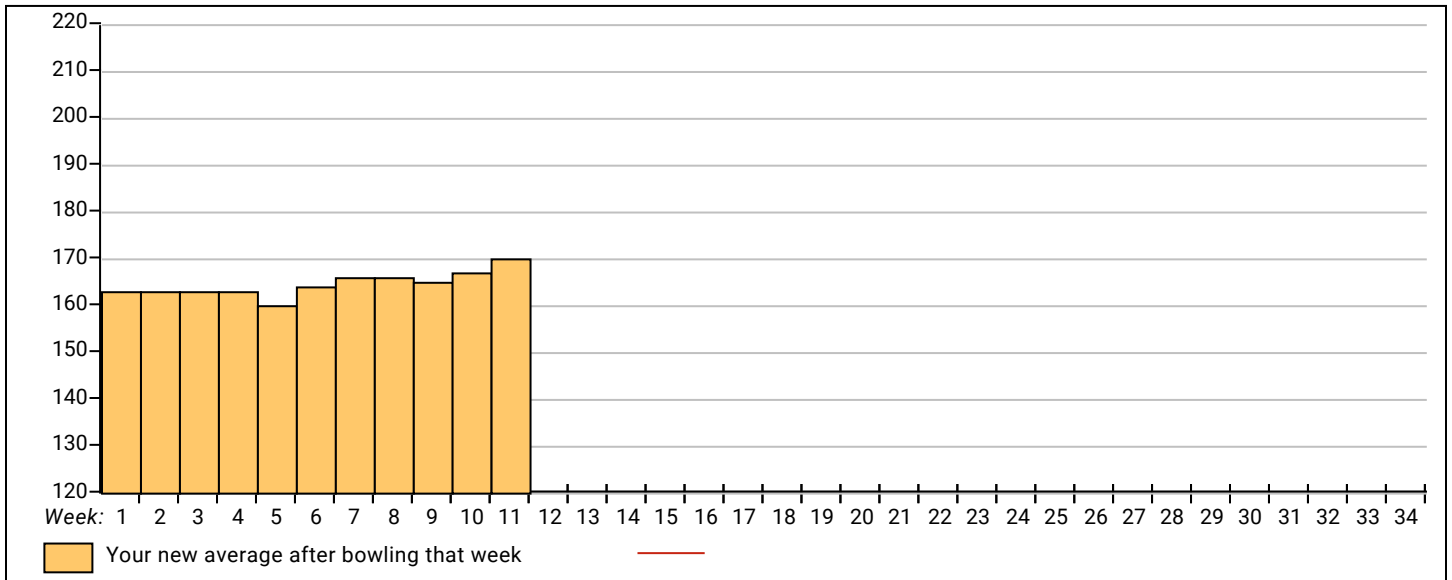


<u><100</u>	<u>100's</u>	<u>125's</u>	<u>150's</u>	<u>175's</u>	<u>200's</u>	<u>225's</u>	<u>250's</u>	<u>275's</u>	<u>300's</u>
	1	4	14	6	5				
<u><400</u>	<u>400's</u>	<u>450's</u>	<u>500's</u>	<u>550's</u>	<u>600's</u>	<u>650's</u>	<u>700's</u>	<u>750's</u>	<u>800's</u>
		6	2	1	1				
			<u>Avg of Game 1</u>	<u>Avg of Game 2</u>	<u>Avg of Game 3</u>				
			184.30	167.30	160.80				

High game of 214 on week 11 High series of 606 on week 11 High average of 170.80 after bowling week 11
 Low game of 122 on week 4 Low series of 463 on week 5 Low average of 160.83 after bowling week 5

High Scores by Game

Game #1: 213 on week 11 Game #2: 192 on week 10 Game #3: 214 on week 11



Note: This report includes information through October 31 which is Week 11 of 34

MIKE ROBERTS's Bowling Record - Team 27: ARKANSAS BEARING

Week No.	Bowling Date	Old Avg	Old HDCP	-1-	-2-	-3-	Total	HDCP		---Average Change---			High Game	High Sers	HDCP Game	HDCP Sers	
								Total	Pins	Gms	New	Old					+/-
1	08/22/23	bk198	19	209	201	222	632	689	632	3	210.67	- 0.00	= 210.67	222	632		
2	08/29/23	210	9	169	198	158	525	552	1157	6	192.83	- 210.67	= -17.83	222	632		
3	09/05/23	192	25	197	191	216	604	679	1761	9	195.67	- 192.83	= 2.83	222	632		
4	09/12/23	195	22	179	180	200	559	625	2320	12	193.33	- 195.67	= -2.33	222	632		
5	09/19/23	193	24	197	174	200	571	643	2891	15	192.73	- 193.33	= -0.60	222	632	224	643
6	09/26/23	192	25	163	214	180	557	632	3448	18	191.56	- 192.73	= -1.18	222	632	239	643
7	10/03/23	191	26	192	191	171	554	632	4002	21	190.57	- 191.56	= -0.98	222	632	239	643
8	10/10/23	190	27	188	188	199	575	656	4577	24	190.71	- 190.57	= 0.14	222	632	239	656
9	10/17/23	190	27	182	208	186	576	657	5153	27	190.85	- 190.71	= 0.14	222	632	239	657
10	10/24/23	190	27	214	178	179	571	652	5724	30	190.80	- 190.85	= -0.05	222	632	241	657
11	10/31/23	190	27	265	211	166	642	723	6366	33	192.91	- 190.80	= 2.11	265	642	292	723

End of 1st part

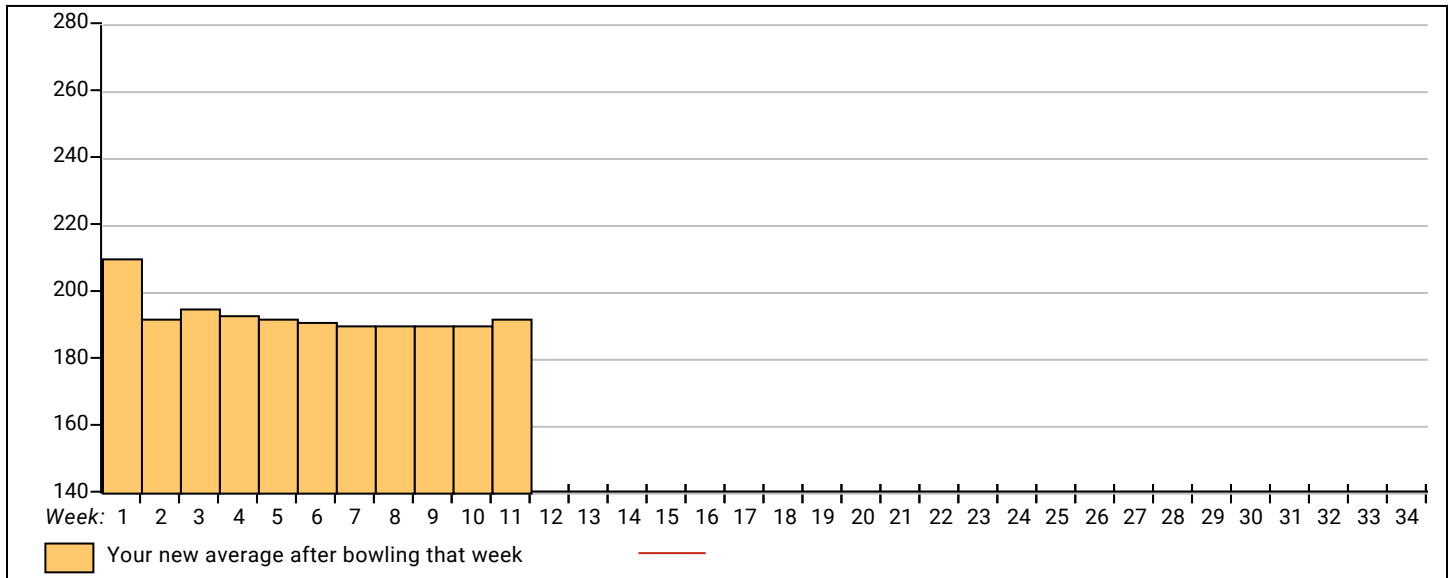


<u><100</u>	<u>100's</u>	<u>125's</u>	<u>150's</u>	<u>175's</u>	<u>200's</u>	<u>225's</u>	<u>250's</u>	<u>275's</u>	<u>300's</u>
			6	16	10		1		
<u><400</u>	<u>400's</u>	<u>450's</u>	<u>500's</u>	<u>550's</u>	<u>600's</u>	<u>650's</u>	<u>700's</u>	<u>750's</u>	<u>800's</u>
			1	7	3				
			<u>Avg of Game 1</u>	<u>Avg of Game 2</u>	<u>Avg of Game 3</u>				
			195.91	194.00	188.82				

High game of 265 on week 11 High series of 642 on week 11 High average of 210.67 after bowling week 1
 Low game of 158 on week 2 Low series of 525 on week 2 Low average of 190.57 after bowling week 7

High Scores by Game

Game #1: 265 on week 11 Game #2: 214 on week 6 Game #3: 222 on week 1



Note: This report includes information through October 31 which is Week 11 of 34

DANIEL PAGAN's Bowling Record - Team 27: ARKANSAS BEARING

Week No.	Bowling Date	Old Avg	Old HDCP	-1-	-2-	-3-	Total	HDCP		---Average Change---			High Game	High Sers	HDCP Game	HDCP Sers	
								Total	Pins	Gms	New	Old					+/-
1	08/22/23	bk200	18	224	173	202	599	653	599	3	199.67	-	0.00	=	199.67	224	599
2	08/29/23	199	18	187	165	168	520	574	1119	6	186.50	-	199.67	=	-13.17	224	599
3	09/05/23	186	30	201	159	189	549	639	1668	9	185.33	-	186.50	=	-1.17	224	599
4	09/12/23	185	31	158	215	162	535	628	2203	12	183.58	-	185.33	=	-1.75	224	599
5	09/19/23	183	33	183	160	193	536	635	2739	15	182.60	-	183.58	=	-0.98	224	599
6	09/26/23	182	34	171	154	180	505	607	3244	18	180.22	-	182.60	=	-2.38	224	599
7	10/03/23	180	36	214	214	194	622	730	3866	21	184.10	-	180.22	=	3.87	224	622
8	10/10/23	184	32	179	215	194	588	684	4454	24	185.58	-	184.10	=	1.49	224	622
9	10/17/23	185	31	192	214	216	622	715	5076	27	188.00	-	185.58	=	2.42	224	622
10	10/24/23	188	28	192	198	221	611	695	5687	30	189.57	-	188.00	=	1.57	224	622
11	10/31/23	189	27	193	212	225	630	711	6317	33	191.42	-	189.57	=	1.86	225	630

End of 1st part

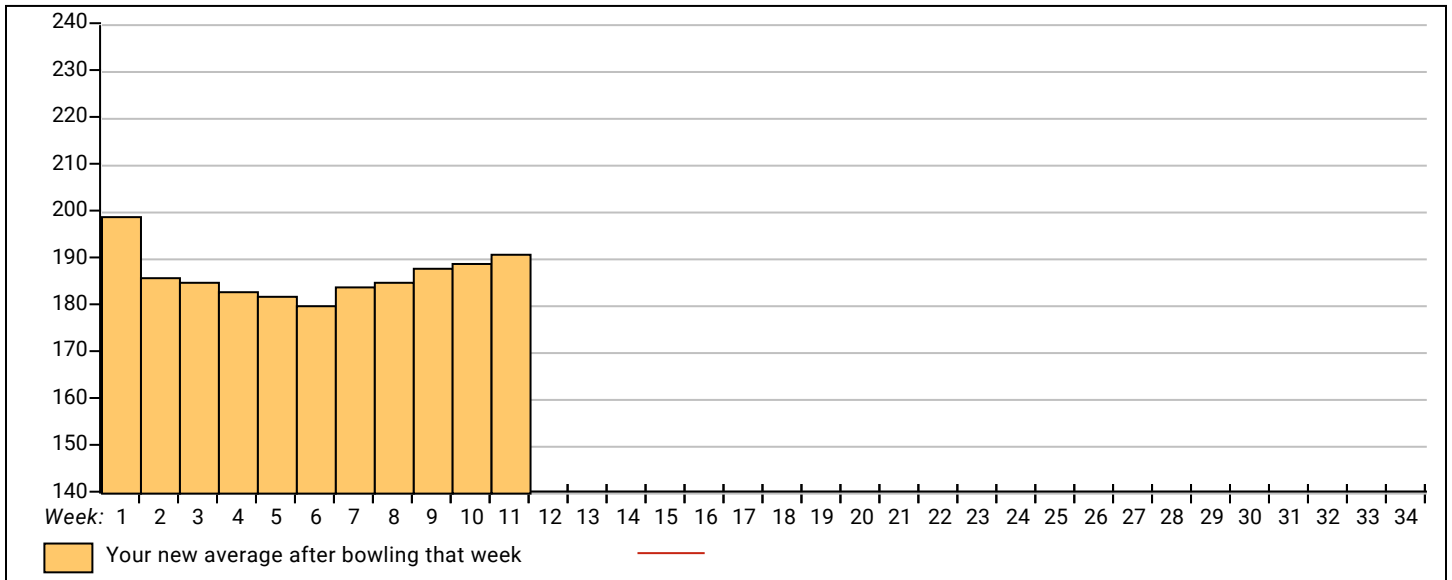


<u><100</u>	<u>100's</u>	<u>125's</u>	<u>150's</u>	<u>175's</u>	<u>200's</u>	<u>225's</u>	<u>250's</u>	<u>275's</u>	<u>300's</u>
			9	12	11	1			
<u><400</u>	<u>400's</u>	<u>450's</u>	<u>500's</u>	<u>550's</u>	<u>600's</u>	<u>650's</u>	<u>700's</u>	<u>750's</u>	<u>800's</u>
			5	2	4				
			<u>Avg of Game 1</u>	<u>Avg of Game 2</u>	<u>Avg of Game 3</u>				
			190.36	189.00	194.91				

High game of 225 on week 11 High series of 630 on week 11 High average of 199.67 after bowling week 1
 Low game of 154 on week 6 Low series of 505 on week 6 Low average of 180.22 after bowling week 6

High Scores by Game

Game #1: 224 on week 1 Game #2: 215 on week 4 Game #3: 225 on week 11



Note: This report includes information through October 31 which is Week 11 of 34

ALLEN TEEL's Bowling Record - Team 27: ARKANSAS BEARING

Week No.	Bowling Date	Old Avg	Old HDCP	HDCP			Total	HDCP Total	Pins	Gms	---Average Change---			High Game	High Sers	HDCP Game	HDCP Sers		
				-1-	-2-	-3-					New	Old	----> +/-						
1	08/22/23	bk198	19	190	199	234	623	680	623	3	207.67	-	0.00	=	207.67	234	623		
2	08/29/23	207	11	203	226	226	655	688	1278	6	213.00	-	207.67	=	5.33	234	655		
3	09/05/23	213	6	203	187	158	548	566	1826	9	202.89	-	213.00	=	-10.11	234	655		
4	09/12/23	202	16	192	176	206	574	622	2400	12	200.00	-	202.89	=	-2.89	234	655		
5	09/19/23	200	18	203	215	189	607	661	3007	15	200.47	-	200.00	=	0.47	234	655	233	661
6	09/26/23	200	18	211	170	171	552	606	3559	18	197.72	-	200.47	=	-2.74	234	655	233	661
7	10/03/23	197	20	180	174	198	552	612	4111	21	195.76	-	197.72	=	-1.96	234	655	233	661
8	10/10/23	195	22	202	187	177	566	632	4677	24	194.88	-	195.76	=	-0.89	234	655	233	661
9	10/17/23	194	23	161	156	148	465	534	5142	27	190.44	-	194.88	=	-4.43	234	655	233	661
10	10/24/23	190	27	213	234	228	675	756	5817	30	193.90	-	190.44	=	3.46	234	675	261	756
11	10/31/23	193	24	228	225	248	701	773	6518	33	197.52	-	193.90	=	3.62	248	701	272	773

701 --- 700 Series Award -- TNBA Awards

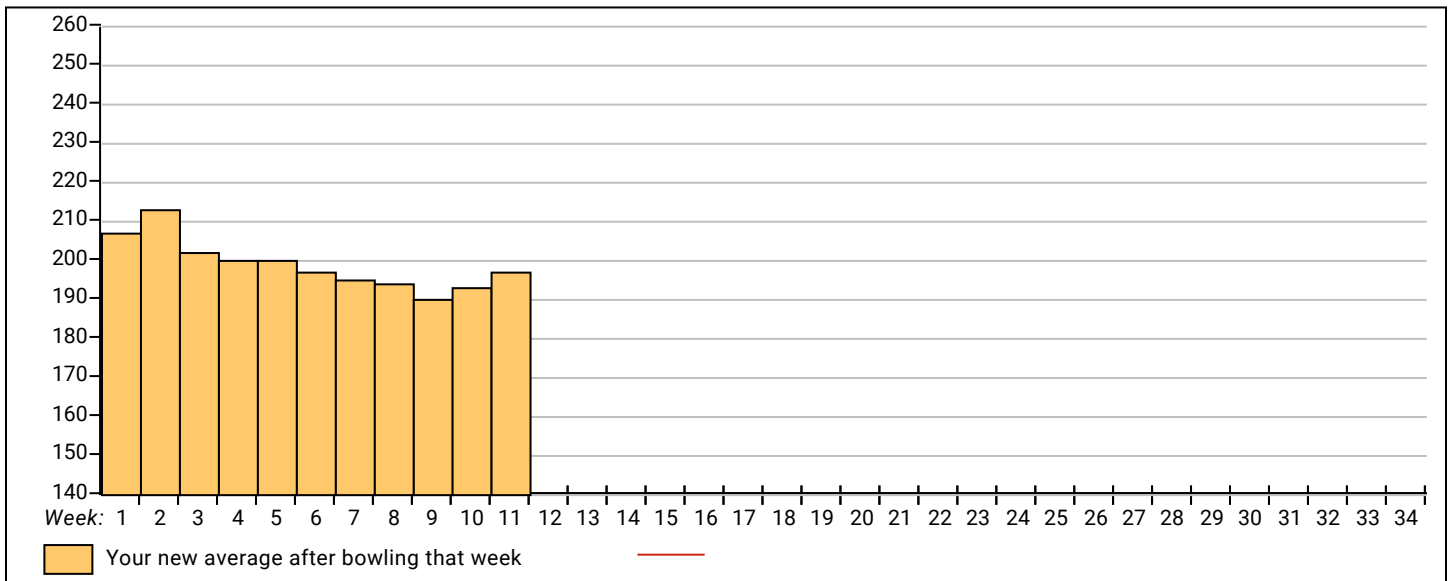
End of 1st part

<u><100</u>	<u>100's</u>	<u>125's</u>	<u>150's</u>	<u>175's</u>	<u>200's</u>	<u>225's</u>	<u>250's</u>	<u>275's</u>	<u>300's</u>
		1	6	10	8	8			
<u><400</u>	<u>400's</u>	<u>450's</u>	<u>500's</u>	<u>550's</u>	<u>600's</u>	<u>650's</u>	<u>700's</u>	<u>750's</u>	<u>800's</u>
		1	1	4	2	2	1		
			<u>Avg of Game 1</u>	<u>Avg of Game 2</u>	<u>Avg of Game 3</u>				
			198.73	195.36	198.45				

High game of 248 on week 11 High series of 701 on week 11 High average of 213.00 after bowling week 2
 Low game of 148 on week 9 Low series of 465 on week 9 Low average of 190.44 after bowling week 9

High Scores by Game

Game #1: 228 on week 11 Game #2: 234 on week 10 Game #3: 248 on week 11



Note: This report includes information through October 31 which is Week 11 of 34

KEITH COOPER's Bowling Record - Team 28: HOPEFUL 5

Week No.	Bowling Date	Old Avg	Old HDCP	-1-	-2-	-3-	Total	HDCP Total	Pins	Gms	---Average Change---			High Game	High Sers	HDCP Game	HDCP Sers		
											New - Old	--->	+/-						
1	08/22/23	bk151	0				0	0	0	0	-	0.00	=	0.00	0	0			
2	08/29/23	bk151	0				0	0	0	0	-	0.00	=	0.00	0	0			
3	09/05/23	bk151	0				0	0	0	0	-	0.00	=	0.00	0	0			
4	09/12/23	bk151	62	149	159	169	477	663	477	3	159.00	-	0.00	=	159.00	169	477		
5	09/19/23	159	54	132	132	190	454	616	931	6	155.17	-	159.00	=	-3.83	190	477		
6	09/26/23	155	58	154	142	145	441	615	1372	9	152.44	-	155.17	=	-2.72	190	477		
7	10/03/23	152	61	135	137	129	401	584	1773	12	147.75	-	152.44	=	-4.69	190	477		
8	10/10/23	147	65	132	156	153	441	636	2214	15	147.60	-	147.75	=	-0.15	190	477	221	636
9	10/17/23	147	65	168	173	148	489	684	2703	18	150.17	-	147.60	=	2.57	190	489	238	684
10	10/24/23	150	63	113	136	183	432	621	3135	21	149.29	-	150.17	=	-0.88	190	489	246	684
11	10/31/23	149	63	149	142	137	428	617	3563	24	148.46	-	149.29	=	-0.83	190	489	246	684

End of 1st part



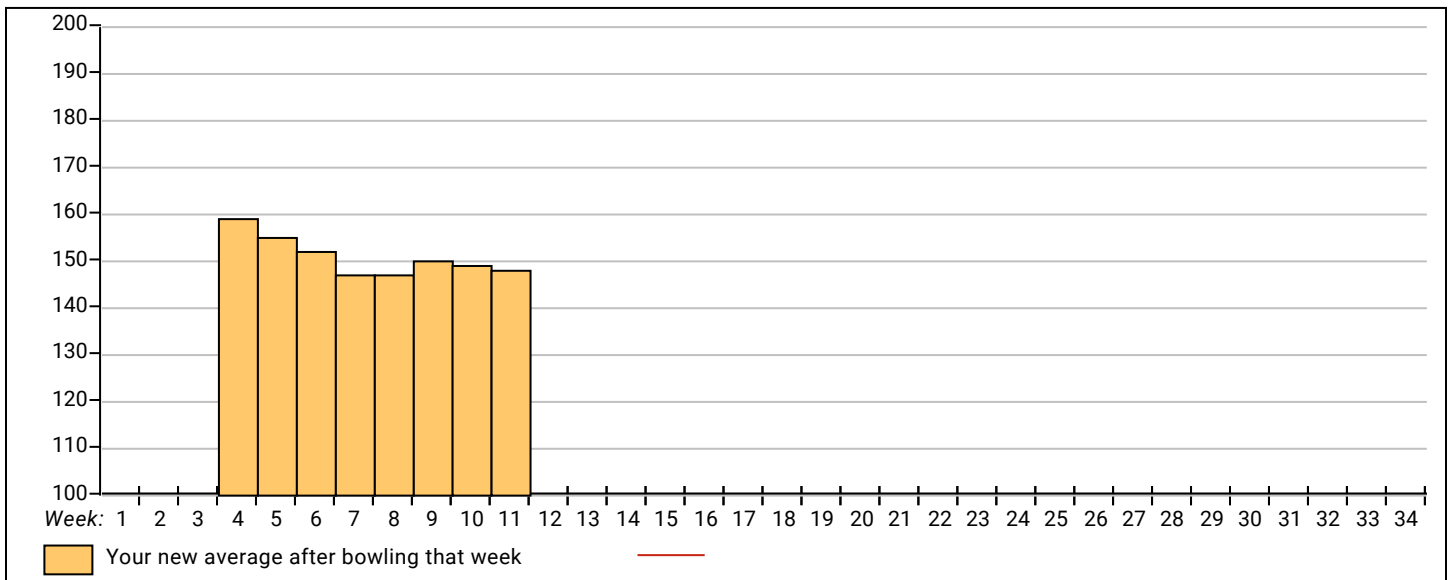
<u><100</u>	<u>100's</u>	<u>125's</u>	<u>150's</u>	<u>175's</u>	<u>200's</u>	<u>225's</u>	<u>250's</u>	<u>275's</u>	<u>300's</u>
	1	14	7	2					
<u><400</u>	<u>400's</u>	<u>450's</u>	<u>500's</u>	<u>550's</u>	<u>600's</u>	<u>650's</u>	<u>700's</u>	<u>750's</u>	<u>800's</u>
	5	3							

<u>Avg of Game 1</u>	<u>Avg of Game 2</u>	<u>Avg of Game 3</u>
141.50	147.13	156.75

High game of 190 on week 5 High series of 489 on week 9 High average of 159.00 after bowling week 4
 Low game of 113 on week 10 Low series of 401 on week 7 Low average of 147.60 after bowling week 8

High Scores by Game

Game #1: 168 on week 9 Game #2: 173 on week 9 Game #3: 190 on week 5



Note: This report includes information through October 31 which is Week 11 of 34

HAROLD STRICKLAND's Bowling Record - Team 28: HOPEFUL 5

Week No.	Bowling Date	Old Avg	Old HDCP	-1-	-2-	-3-	Total	HDCP Total	Pins	Gms	---Average Change---			High Game	High Sers	HDCP Game	HDCP Sers		
											New	Old	+/-						
1	08/22/23	bk149	63	127	200	147	474	663	474	3	158.00	-	0.00	=	158.00	200	474		
2	08/29/23	158	55	155	145	155	455	620	929	6	154.83	-	158.00	=	-3.17	200	474		
3	09/05/23	154	59	139	182	182	503	680	1432	9	159.11	-	154.83	=	4.28	200	503		
4	09/12/23	159	54	190	214	148	552	714	1984	12	165.33	-	159.11	=	6.22	214	552		
5	09/19/23	165	49	149	168	138	455	602	2439	15	162.60	-	165.33	=	-2.73	214	552	217	602
6	09/26/23	162	52	117	168	144	429	585	2868	18	159.33	-	162.60	=	-3.27	214	552	220	602
7	10/03/23	159	54	156	145	154	455	617	3323	21	158.24	-	159.33	=	-1.10	214	552	220	617
8	10/10/23	158	55	132	191	148	471	636	3794	24	158.08	-	158.24	=	-0.15	214	552	246	636
9	10/17/23	158	55	158	126	120	404	569	4198	27	155.48	-	158.08	=	-2.60	214	552	246	636
10	10/24/23	155	58	134	138	175	447	621	4645	30	154.83	-	155.48	=	-0.65	214	552	246	636
11	10/31/23	154	59	169	132	155	456	633	5101	33	154.58	-	154.83	=	-0.26	214	552	246	636

End of 1st part

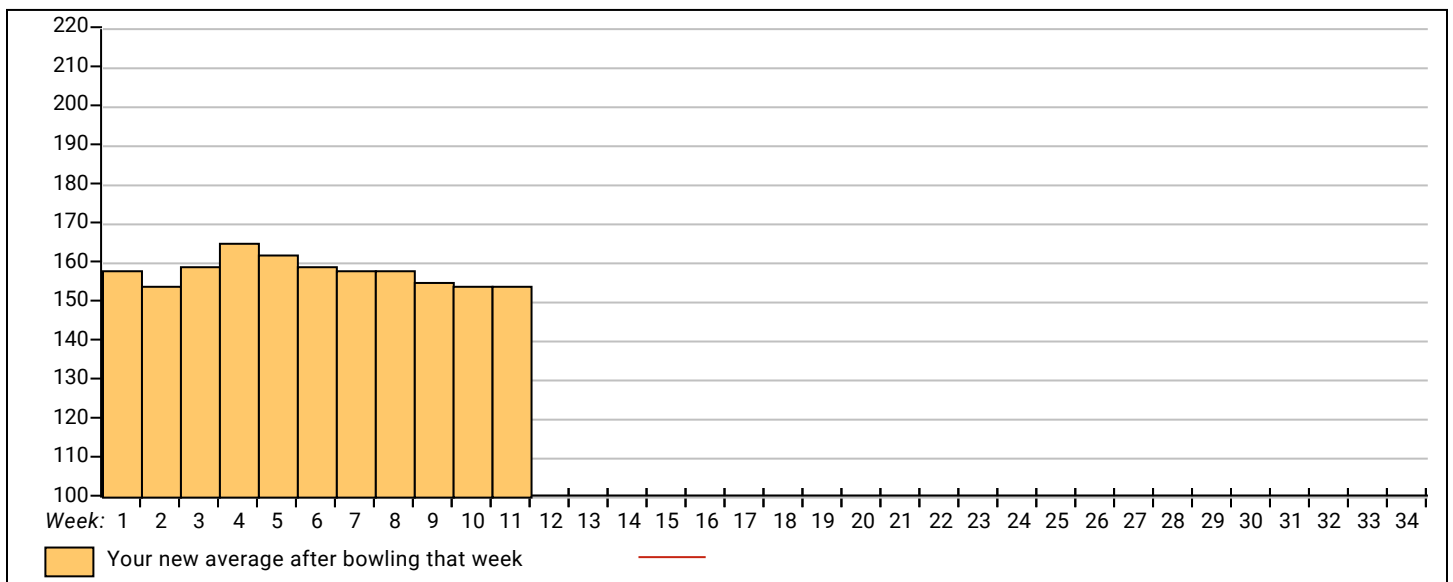


<u><100</u>	<u>100's</u>	<u>125's</u>	<u>150's</u>	<u>175's</u>	<u>200's</u>	<u>225's</u>	<u>250's</u>	<u>275's</u>	<u>300's</u>
	2	15	9	5	2				
<u><400</u>	<u>400's</u>	<u>450's</u>	<u>500's</u>	<u>550's</u>	<u>600's</u>	<u>650's</u>	<u>700's</u>	<u>750's</u>	<u>800's</u>
	3	6	1	1					

<u>Avg of Game 1</u>	<u>Avg of Game 2</u>	<u>Avg of Game 3</u>
147.82	164.45	151.45

High game of 214 on week 4 High series of 552 on week 4 High average of 165.33 after bowling week 4
 Low game of 117 on week 6 Low series of 404 on week 9 Low average of 154.58 after bowling week 11

High Scores by Game
 Game #1: 190 on week 4 Game #2: 214 on week 4 Game #3: 182 on week 3



Note: This report includes information through October 31 which is Week 11 of 34

RONNIE CHITTENDEN's Bowling Record - Team 28: HOPEFUL 5

Week No.	Bowling Date	Old Avg	Old HDCP	-1-	-2-	-3-	Total	HDCP Total	Pins	Gms	---Average Change---			High Game	High Sers	HDCP Game	HDCP Sers	
											New	Old	+/-					
1	08/22/23	bk171	44	165	152	156	473	605	473	3	157.67	-	0.00	=	157.67	165	473	
2	08/29/23	157	56	146	121	195	462	630	935	6	155.83	-	157.67	=	-1.83	195	473	
3	09/05/23	155	0				0	0	935	6	155.83	-	155.83	=	0.00	195	473	
4	09/12/23	155	58	182	217	150	549	723	1484	9	164.89	-	155.83	=	9.06	217	549	
5	09/19/23	164	50	168	182	156	506	656	1990	12	165.83	-	164.89	=	0.94	217	549	
6	09/26/23	165	49	148	183	153	484	631	2474	15	164.93	-	165.83	=	-0.90	217	549	232
7	10/03/23	164	50	131	161	155	447	597	2921	18	162.28	-	164.93	=	-2.66	217	549	232
8	10/10/23	162	52	170	174	138	482	638	3403	21	162.05	-	162.28	=	-0.23	217	549	232
9	10/17/23	162	52	160	189	189	538	694	3941	24	164.21	-	162.05	=	2.16	217	549	241
10	10/24/23	164	50	136	170	163	469	619	4410	27	163.33	-	164.21	=	-0.88	217	549	241
11	10/31/23	163	51	168	178	225	571	724	4981	30	166.03	-	163.33	=	2.70	225	571	276

End of 1st part



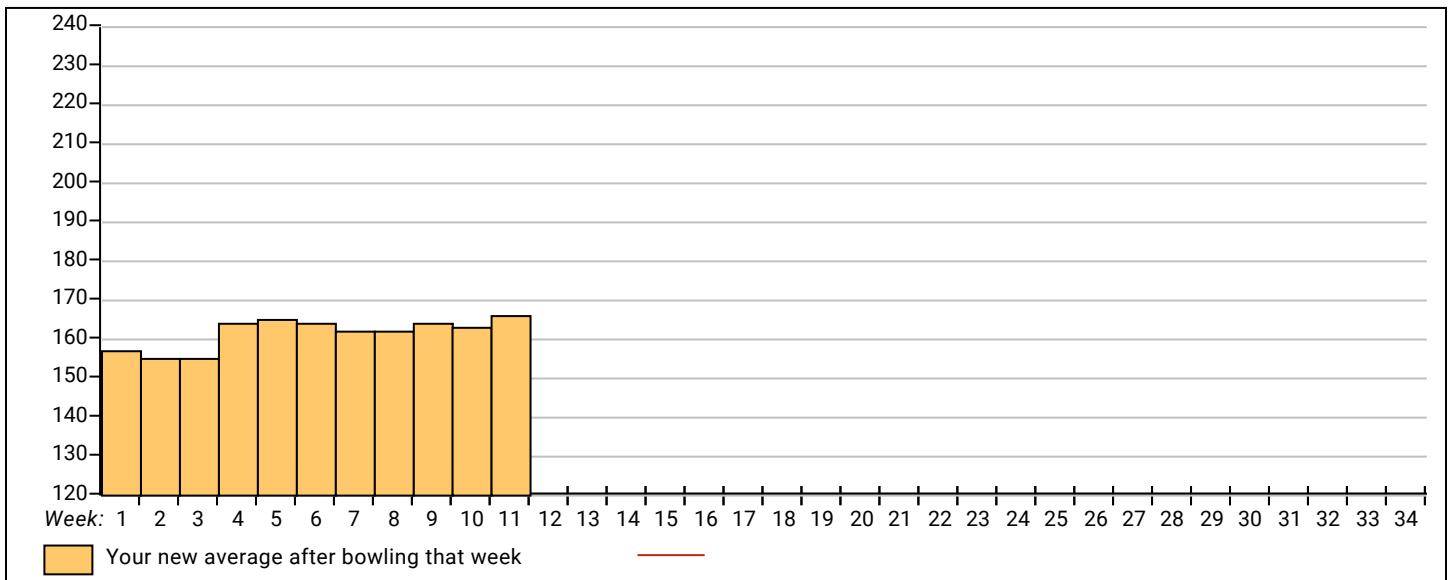
<u><100</u>	<u>100's</u>	<u>125's</u>	<u>150's</u>	<u>175's</u>	<u>200's</u>	<u>225's</u>	<u>250's</u>	<u>275's</u>	<u>300's</u>
	1	5	15	7	1	1			
<u><400</u>	<u>400's</u>	<u>450's</u>	<u>500's</u>	<u>550's</u>	<u>600's</u>	<u>650's</u>	<u>700's</u>	<u>750's</u>	<u>800's</u>
	1	5	3	1					

<u>Avg of Game 1</u>	<u>Avg of Game 2</u>	<u>Avg of Game 3</u>
157.40	172.70	168.00

High game of 225 on week 11 High series of 571 on week 11 High average of 166.03 after bowling week 11
 Low game of 121 on week 2 Low series of 447 on week 7 Low average of 155.83 after bowling week 2

High Scores by Game

Game #1: 182 on week 4 Game #2: 217 on week 4 Game #3: 225 on week 11



Note: This report includes information through October 31 which is Week 11 of 34

JOHN GORNY's Bowling Record - Team 28: HOPEFUL 5

Week No.	Bowling Date	Old Avg	Old HDCP	-1-	-2-	-3-	Total	HDCP Total	Pins	Gms	---Average Change---			High Game	High Sers	HDCP Game	HDCP Sers	
											New	Old	+/-					
1	08/22/23	bk167	47	161	163	178	502	643	502	3	167.33	-	0.00	=	167.33	178	502	
2	08/29/23	167	47	a157	a157	a157	471	612	502	3	167.33	-	167.33	=	0.00	178	502	
3	09/05/23	167	47	149	162	182	493	634	995	6	165.83	-	167.33	=	-1.50	182	502	
4	09/12/23	165	49	172	136	186	494	641	1489	9	165.44	-	165.83	=	-0.39	186	502	
5	09/19/23	165	49	179	137	220	536	683	2025	12	168.75	-	165.44	=	3.31	220	536	
6	09/26/23	168	46	159	159	170	488	626	2513	15	167.53	-	168.75	=	-1.22	220	536	216
7	10/03/23	167	47	187	190	195	572	713	3085	18	171.39	-	167.53	=	3.86	220	572	242
8	10/10/23	171	44	157	153	174	484	616	3569	21	169.95	-	171.39	=	-1.44	220	572	242
9	10/17/23	169	45	213	145	171	529	664	4098	24	170.75	-	169.95	=	0.80	220	572	258
10	10/24/23	170	45	171	166	190	527	662	4625	27	171.30	-	170.75	=	0.55	220	572	258
11	10/31/23	171	44	150	181	184	515	647	5140	30	171.33	-	171.30	=	0.04	220	572	258

End of 1st part

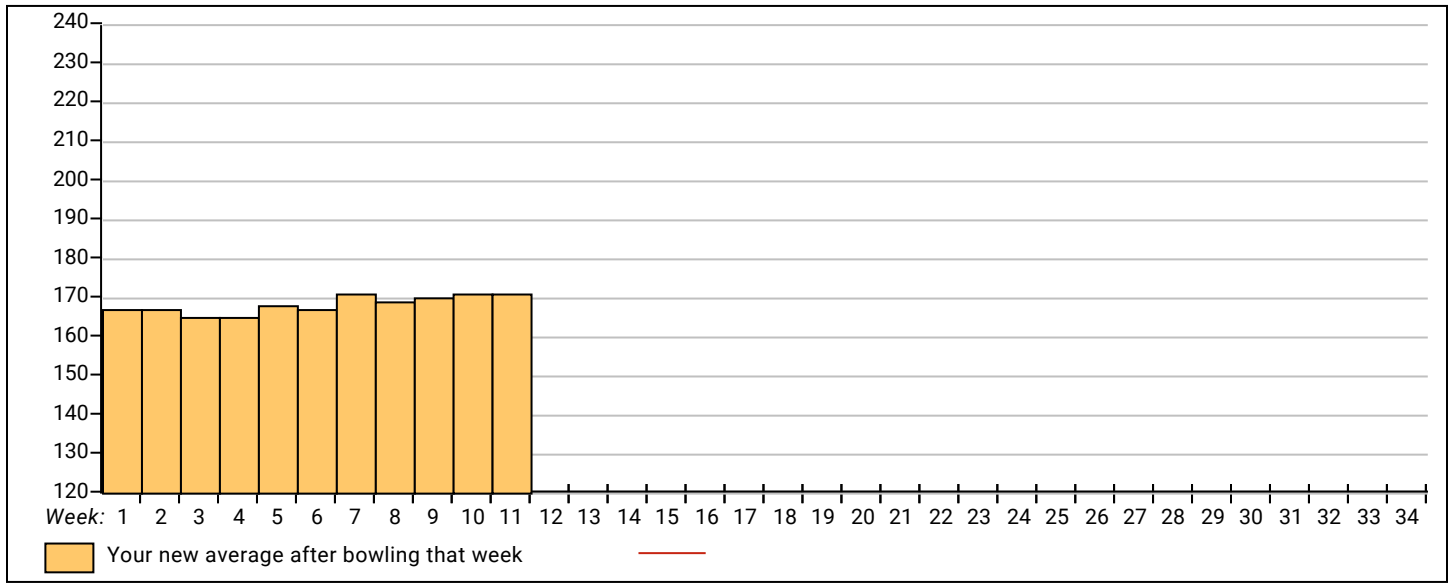


<u><100</u>	<u>100's</u>	<u>125's</u>	<u>150's</u>	<u>175's</u>	<u>200's</u>	<u>225's</u>	<u>250's</u>	<u>275's</u>	<u>300's</u>
		4	14	10	2				
<u><400</u>	<u>400's</u>	<u>450's</u>	<u>500's</u>	<u>550's</u>	<u>600's</u>	<u>650's</u>	<u>700's</u>	<u>750's</u>	<u>800's</u>
		4	5	1					

<u>Avg of Game 1</u>	<u>Avg of Game 2</u>	<u>Avg of Game 3</u>
169.80	159.20	185.00

High game of 220 on week 5 High series of 572 on week 7 High average of 171.39 after bowling week 7
 Low game of 136 on week 4 Low series of 484 on week 8 Low average of 165.44 after bowling week 4

High Scores by Game
 Game #1: 213 on week 9 Game #2: 190 on week 7 Game #3: 220 on week 5



Note: This report includes information through October 31 which is Week 11 of 34

MARTIN GOZELL's Bowling Record - Team 28: HOPEFUL 5

Week No.	Bowling Date	Old Avg	Old HDCP	-1-	-2-	-3-	Total	HDCP Total	Pins	Gms	---Average Change---			High Game	High Sers	HDCP Game	HDCP Sers
											New	Old	+/-				
10	10/24/23	170	45	148	205	159	512	647	512	3	170.67	-	0.00	=	170.67	205	512
11	10/31/23	170	45	213	180	187	580	715	1092	6	182.00	-	170.67	=	11.33	213	580

End of 1st part

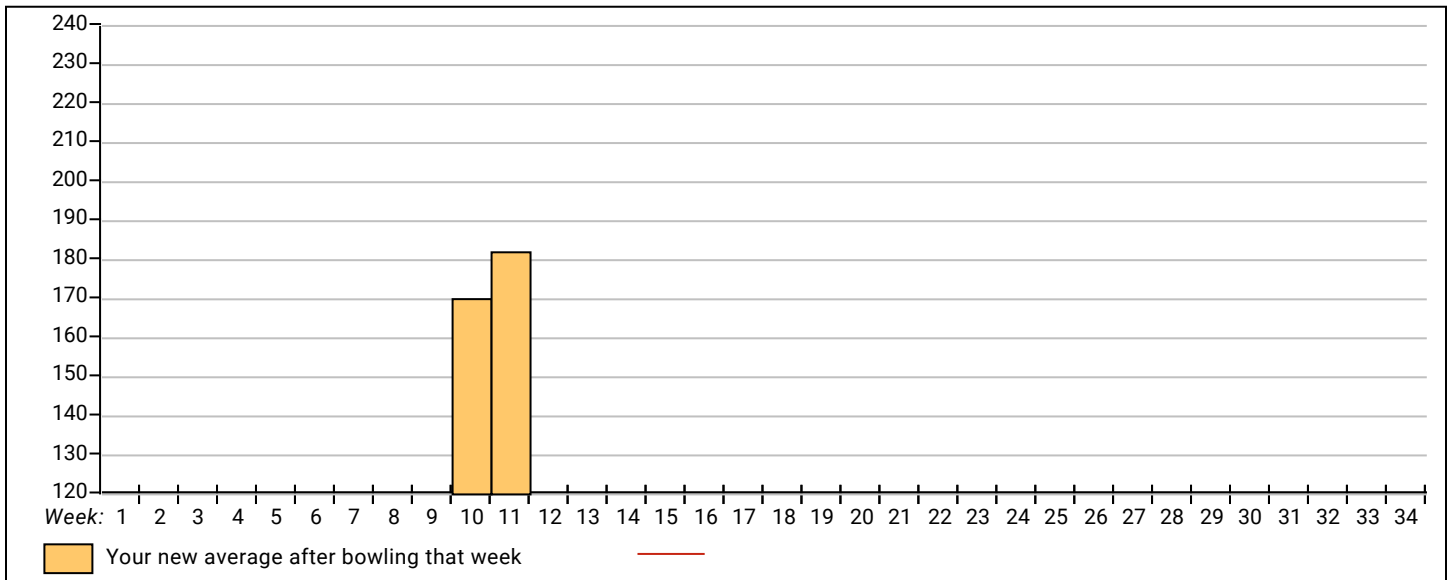


<100	100's	125's	150's	175's	200's	225's	250's	275's	300's
		1	1	2	2				
<400	400's	450's	500's	550's	600's	650's	700's	750's	800's
			1	1					
Avg of Game 1			Avg of Game 2			Avg of Game 3			
180.50			192.50			173.00			

High game of 213 on week 11 High series of 580 on week 11 High average of 182.00 after bowling week 11
 Low game of 148 on week 10 Low series of 512 on week 10 Low average of 170.67 after bowling week 10

High Scores by Game

Game #1: 213 on week 11 Game #2: 205 on week 10 Game #3: 187 on week 11



Note: This report includes information through October 31 which is Week 11 of 34

JERRY ROUSH's Bowling Record - Team 28: HOPEFUL 5

Week No.	Bowling Date	Old Avg	Old HDCP	-1-	-2-	-3-	Total	HDCP Total	Pins	Gms	---Average Change---			High Game	High Sers	HDCP Game	HDCP Sers	
											New	Old	---> +/-					
1	08/22/23	bk199	18	204	179	171	554	608	554	3	184.67	-	0.00	=	184.67	204	554	
2	08/29/23	184	32	172	161	235	568	664	1122	6	187.00	-	184.67	=	2.33	235	568	
3	09/05/23	187	29	203	191	200	594	681	1716	9	190.67	-	187.00	=	3.67	235	594	
4	09/12/23	190	0				0	0	1716	9	190.67	-	190.67	=	0.00	235	594	
5	09/19/23	190	0				0	0	1716	9	190.67	-	190.67	=	0.00	235	594	
6	09/26/23	190	0				0	0	1716	9	190.67	-	190.67	=	0.00	235	594	
7	10/03/23	190	27	238	224	189	651	732	2367	12	197.25	-	190.67	=	6.58	238	651	
8	10/10/23	197	20	200	200	202	602	662	2969	15	197.93	-	197.25	=	0.68	238	651	222
9	10/17/23	197	20	215	174	213	602	662	3571	18	198.39	-	197.93	=	0.46	238	651	235
10	10/24/23	198	0				0	0	3571	18	198.39	-	198.39	=	0.00	238	651	235
11	10/31/23	198	19				0	0	3571	18	198.39	-	198.39	=	0.00	238	651	235

End of 1st part



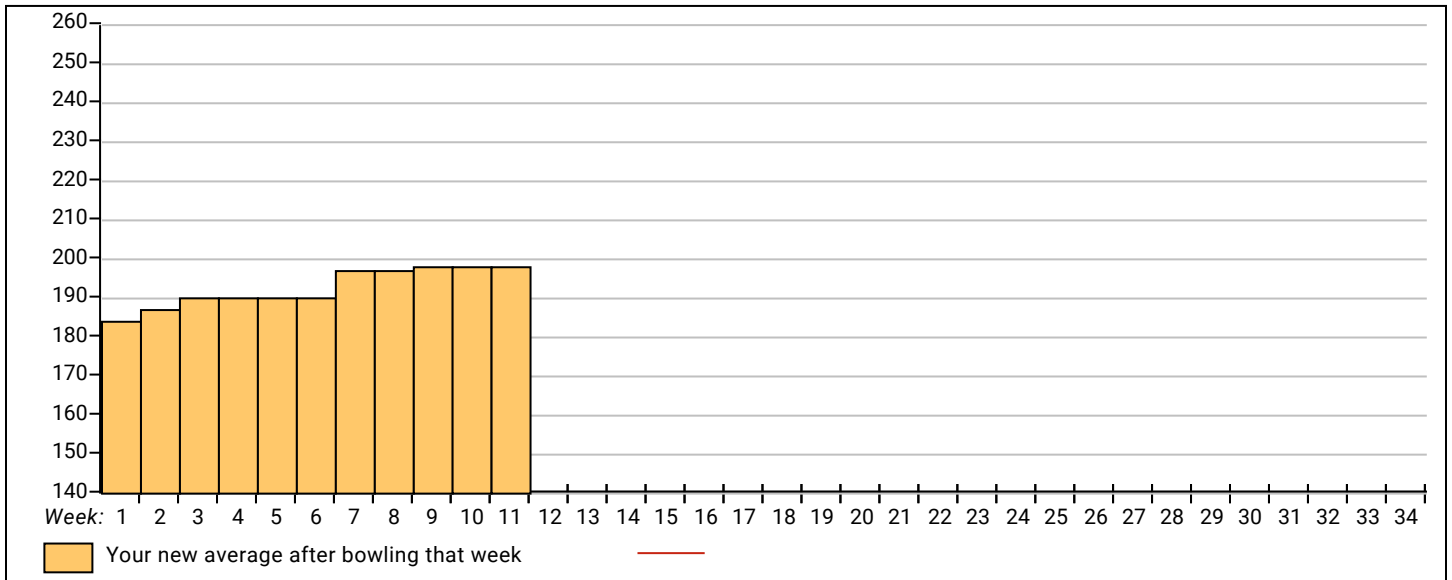
<u><100</u>	<u>100's</u>	<u>125's</u>	<u>150's</u>	<u>175's</u>	<u>200's</u>	<u>225's</u>	<u>250's</u>	<u>275's</u>	<u>300's</u>
			4	3	9	2			
<u><400</u>	<u>400's</u>	<u>450's</u>	<u>500's</u>	<u>550's</u>	<u>600's</u>	<u>650's</u>	<u>700's</u>	<u>750's</u>	<u>800's</u>
				3	2	1			

<u>Avg of Game 1</u>	<u>Avg of Game 2</u>	<u>Avg of Game 3</u>
205.33	188.17	201.67

High game of 238 on week 7 High series of 651 on week 7 High average of 198.39 after bowling week 9
 Low game of 161 on week 2 Low series of 554 on week 1 Low average of 184.67 after bowling week 1

High Scores by Game

Game #1: 238 on week 7 Game #2: 224 on week 7 Game #3: 235 on week 2



Note: This report includes information through October 31 which is Week 11 of 34

SAM FRANGENBERG's Bowling Record - Team 28: HOPEFUL 5

Week No.	Bowling Date	Old Avg	Old HDCP	-1-	-2-	-3-	Total	HDCP Total	Pins	Gms	---Average Change---			High Game	High Sers	HDCP Game	HDCP Sers
											New	Old	---> +/-				
3	09/05/23	141	71	127	150	147	424	637	424	3	141.33	-	0.00	=	141.33	150	424
4	09/12/23	141	0				0	0	424	3	141.33	-	141.33	=	0.00	150	424
5	09/19/23	141	0				0	0	424	3	141.33	-	141.33	=	0.00	150	424
6	09/26/23	141	0				0	0	424	3	141.33	-	141.33	=	0.00	150	424
7	10/03/23	141	0				0	0	424	3	141.33	-	141.33	=	0.00	150	424
8	10/10/23	141	0				0	0	424	3	141.33	-	141.33	=	0.00	150	424
9	10/17/23	141	0				0	0	424	3	141.33	-	141.33	=	0.00	150	424
10	10/24/23	141	0				0	0	424	3	141.33	-	141.33	=	0.00	150	424
11	10/31/23	141	71				0	0	424	3	141.33	-	141.33	=	0.00	150	424

End of 1st part

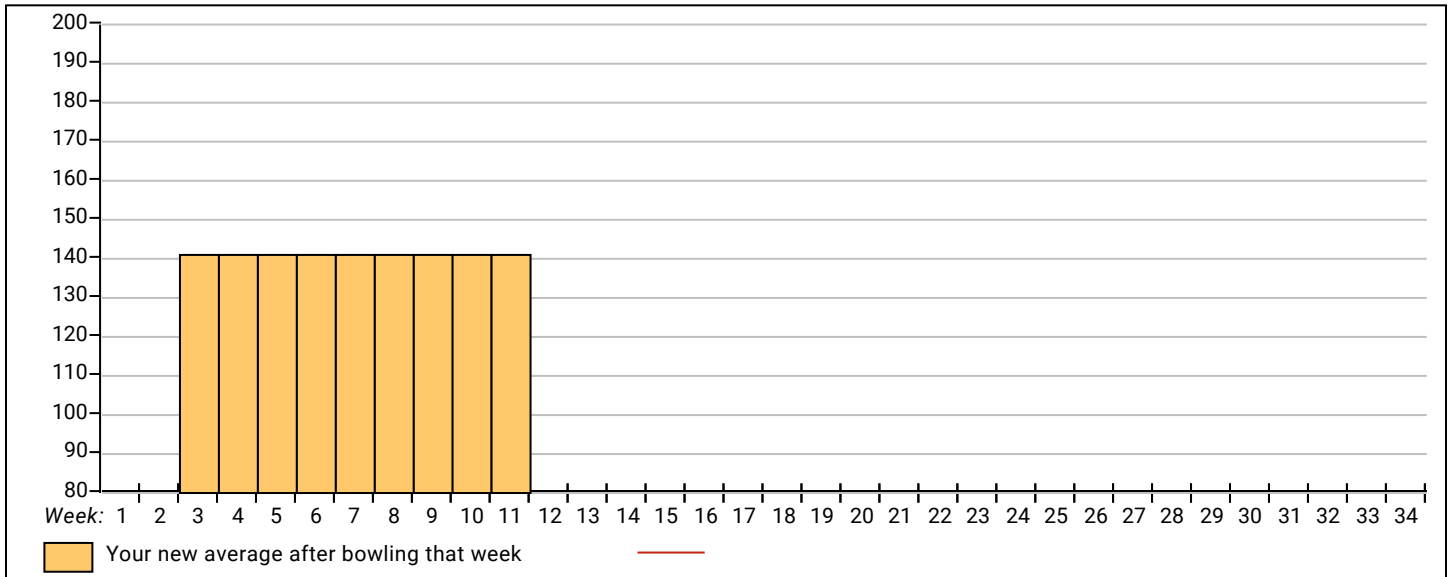
<u><100</u>	<u>100's</u>	<u>125's</u>	<u>150's</u>	<u>175's</u>	<u>200's</u>	<u>225's</u>	<u>250's</u>	<u>275's</u>	<u>300's</u>
		2	1						
<u><400</u>	<u>400's</u>	<u>450's</u>	<u>500's</u>	<u>550's</u>	<u>600's</u>	<u>650's</u>	<u>700's</u>	<u>750's</u>	<u>800's</u>
	1								

<u>Avg of Game 1</u>	<u>Avg of Game 2</u>	<u>Avg of Game 3</u>
127.00	150.00	147.00

High game of 150 on week 3 High series of 424 on week 3 High average of 141.33 after bowling week 3
 Low game of 127 on week 3 Low series of 424 on week 3 Low average of 141.33 after bowling week 3

High Scores by Game

Game #1: 127 on week 3 Game #2: 150 on week 3 Game #3: 147 on week 3



Note: This report includes information through October 31 which is Week 11 of 34

JEREMY TALLMADGE's Bowling Record - Team 29: CHICK-FIL-A

Week No.	Bowling Date	Old Avg	Old HDCP	-1-	-2-	-3-	Total	HDCP Total	Pins	Gms	---Average Change---			High Game	High Sers	HDCP Game	HDCP Sers		
											New	Old	+/-						
4	09/12/23	144	68	135	160	138	433	637	433	3	144.33	-	0.00	=	144.33	160	433		
5	09/19/23	144	68	170	142	147	459	663	892	6	148.67	-	144.33	=	4.33	170	459		
6	09/26/23	148	64	176	159	201	536	728	1428	9	158.67	-	148.67	=	10.00	201	536		
7	10/03/23	158	55	153	177	171	501	666	1929	12	160.75	-	158.67	=	2.08	201	536		
8	10/10/23	160	54	154	135	145	434	596	2363	15	157.53	-	160.75	=	-3.22	201	536	208	596
9	10/17/23	157	56	159	176	172	507	675	2870	18	159.44	-	157.53	=	1.91	201	536	232	675
10	10/24/23	159	54	176	117	219	512	674	3382	21	161.05	-	159.44	=	1.60	219	536	273	675
11	10/31/23	161	53				0	0	3382	21	161.05	-	161.05	=	0.00	219	536	273	675

End of 1st part

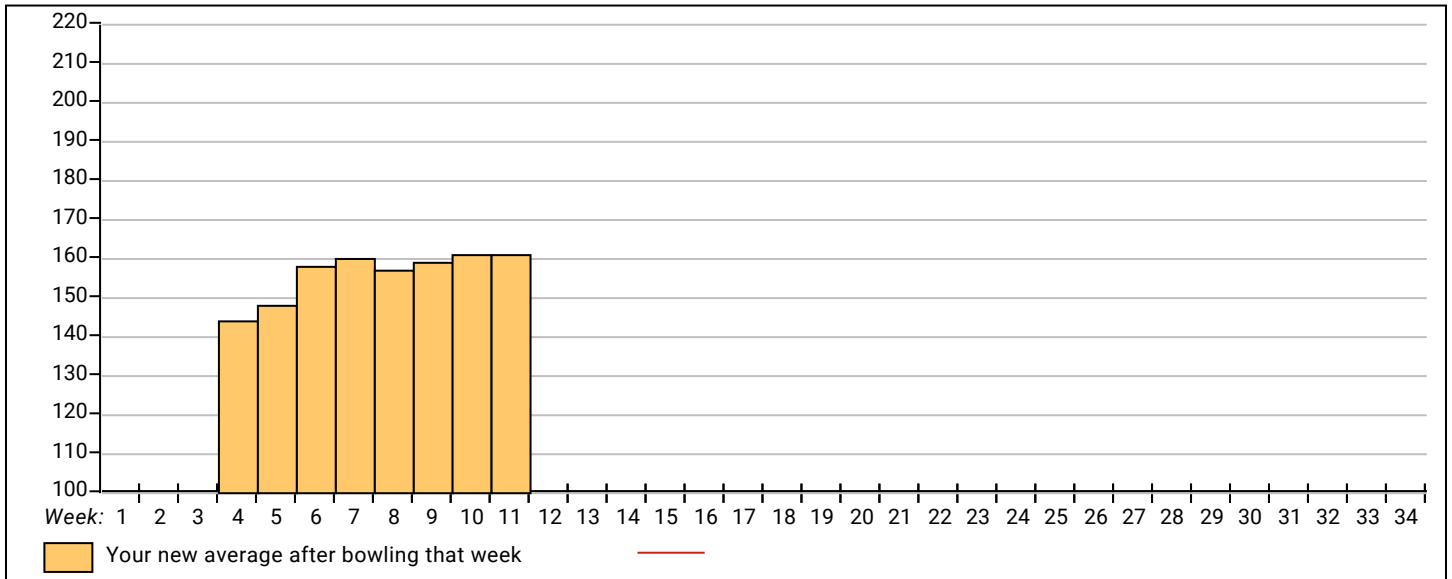
<u><100</u>	<u>100's</u>	<u>125's</u>	<u>150's</u>	<u>175's</u>	<u>200's</u>	<u>225's</u>	<u>250's</u>	<u>275's</u>	<u>300's</u>
	1	6	8	4	2				
<u><400</u>	<u>400's</u>	<u>450's</u>	<u>500's</u>	<u>550's</u>	<u>600's</u>	<u>650's</u>	<u>700's</u>	<u>750's</u>	<u>800's</u>
	2	1	4						

<u>Avg of Game 1</u>	<u>Avg of Game 2</u>	<u>Avg of Game 3</u>
160.43	152.29	170.43

High game of 219 on week 10 High series of 536 on week 6 High average of 161.05 after bowling week 10
 Low game of 117 on week 10 Low series of 433 on week 4 Low average of 144.33 after bowling week 4

High Scores by Game

Game #1: 176 on week 6 Game #2: 177 on week 7 Game #3: 219 on week 10



Note: This report includes information through October 31 which is Week 11 of 34

PAM KITSMILLER's Bowling Record - Team 29: CHICK-FIL-A

Week No.	Bowling Date	Old Avg	Old HDCP	-1-	-2-	-3-	Total	HDCP Total	Pins	Gms	---Average Change---			High Game	High Sers	HDCP Game	HDCP Sers		
											New	Old	+/-						
1	08/22/23	bk173	42	165	188	160	513	639	513	3	171.00	-	0.00	=	171.00	188	513		
2	08/29/23	171	0				0	0	513	3	171.00	-	171.00	=	0.00	188	513		
3	09/05/23	171	44	187	180	152	519	651	1032	6	172.00	-	171.00	=	1.00	188	519		
4	09/12/23	172	43	179	156	193	528	657	1560	9	173.33	-	172.00	=	1.33	193	528		
5	09/19/23	173	42	139	191	221	551	677	2111	12	175.92	-	173.33	=	2.58	221	551		
6	09/26/23	175	0				0	0	2111	12	175.92	-	175.92	=	0.00	221	551		
7	10/03/23	175	40	157	172	209	538	658	2649	15	176.60	-	175.92	=	0.68	221	551	249	658
8	10/10/23	176	0				0	0	2649	15	176.60	-	176.60	=	0.00	221	551	249	658
9	10/17/23	176	39	168	176	171	515	632	3164	18	175.78	-	176.60	=	-0.82	221	551	249	658
10	10/24/23	175	40	171	211	209	591	711	3755	21	178.81	-	175.78	=	3.03	221	591	251	711
11	10/31/23	178	37	194	187	190	571	682	4326	24	180.25	-	178.81	=	1.44	221	591	251	711

End of 1st part

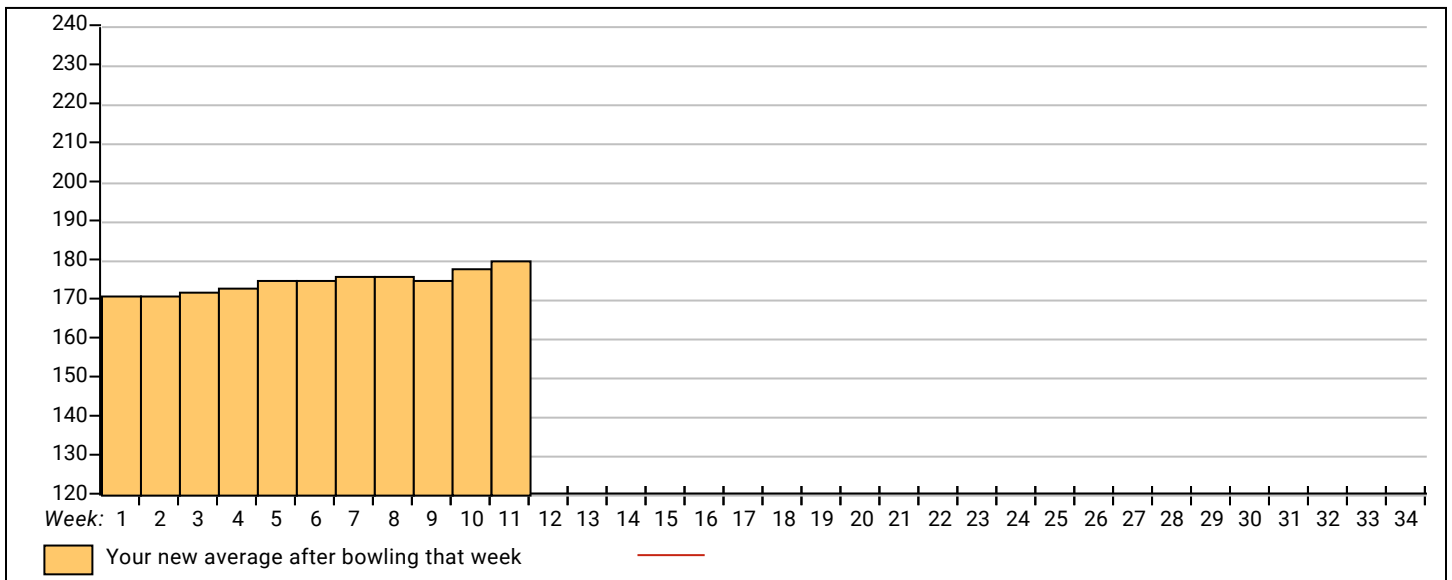


<u><100</u>	<u>100's</u>	<u>125's</u>	<u>150's</u>	<u>175's</u>	<u>200's</u>	<u>225's</u>	<u>250's</u>	<u>275's</u>	<u>300's</u>
		1	9	10	4				
<u><400</u>	<u>400's</u>	<u>450's</u>	<u>500's</u>	<u>550's</u>	<u>600's</u>	<u>650's</u>	<u>700's</u>	<u>750's</u>	<u>800's</u>
			5	3					
			<u>Avg of Game 1</u>	<u>Avg of Game 2</u>	<u>Avg of Game 3</u>				
			170.00	182.63	188.13				

High game of 221 on week 5 High series of 591 on week 10 High average of 180.25 after bowling week 11
 Low game of 139 on week 5 Low series of 513 on week 1 Low average of 171.00 after bowling week 1

High Scores by Game

Game #1: 194 on week 11 Game #2: 211 on week 10 Game #3: 221 on week 5



Note: This report includes information through October 31 which is Week 11 of 34

CARL MOORE's Bowling Record - Team 29: CHICK-FIL-A

Week No.	Bowling Date	Old Avg	Old HDCP	-1-	-2-	-3-	Total	HDCP Total	Pins	Gms	---Average Change---			High Game	High Sers	HDCP Game	HDCP Sers		
											New	Old	+/-						
1	08/22/23	bk170	45	160	182	183	525	660	525	3	175.00	-	0.00	=	175.00	183	525		
2	08/29/23	175	40	185	157	169	511	631	1036	6	172.67	-	175.00	=	-2.33	185	525		
3	09/05/23	172	43	a162	a162	a162	486	615	1036	6	172.67	-	172.67	=	0.00	185	525		
4	09/12/23	172	0				0	0	1036	6	172.67	-	172.67	=	0.00	185	525		
5	09/19/23	172	43	145	158	152	455	584	1491	9	165.67	-	172.67	=	-7.00	185	525		
6	09/26/23	165	49	149	160	183	492	639	1983	12	165.25	-	165.67	=	-0.42	185	525		
7	10/03/23	165	49	190	138	162	490	637	2473	15	164.87	-	165.25	=	-0.38	190	525	239	637
8	10/10/23	164	50	128	149	217	494	644	2967	18	164.83	-	164.87	=	-0.03	217	525	267	644
9	10/17/23	164	50	148	190	153	491	641	3458	21	164.67	-	164.83	=	-0.17	217	525	267	644
10	10/24/23	164	50	177	171	147	495	645	3953	24	164.71	-	164.67	=	0.04	217	525	267	645
11	10/31/23	164	50	133	175	163	471	621	4424	27	163.85	-	164.71	=	-0.86	217	525	267	645

End of 1st part



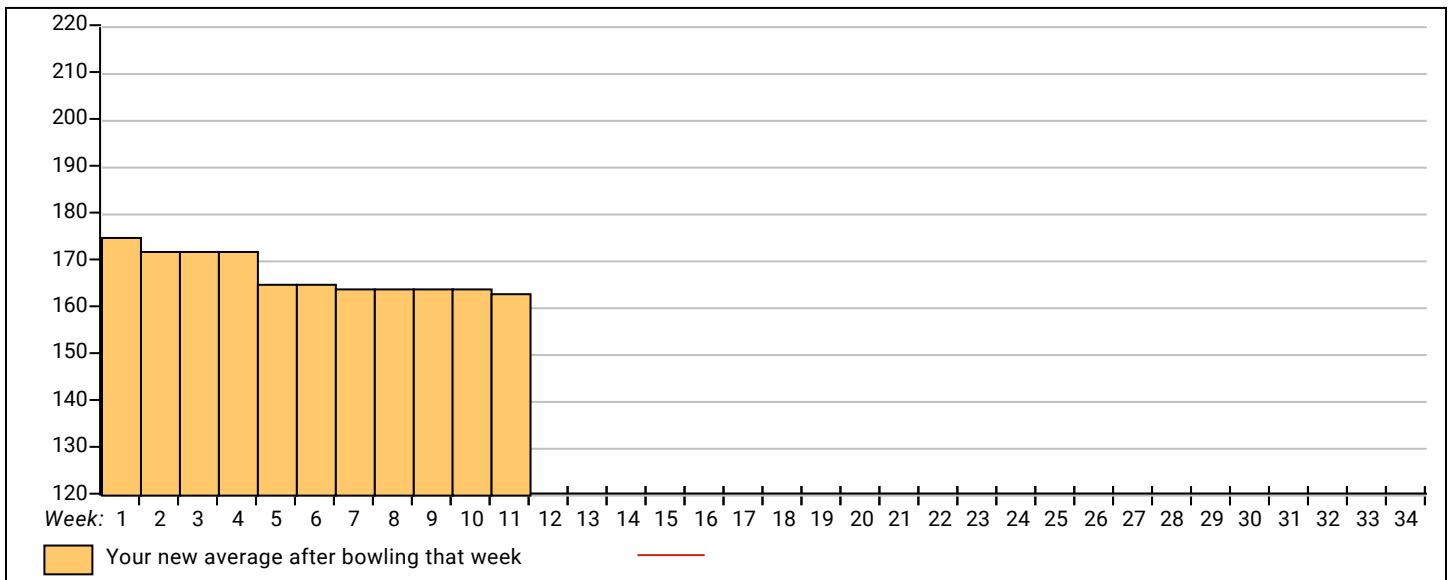
<u><100</u>	<u>100's</u>	<u>125's</u>	<u>150's</u>	<u>175's</u>	<u>200's</u>	<u>225's</u>	<u>250's</u>	<u>275's</u>	<u>300's</u>
		8	10	8	1				
<u><400</u>	<u>400's</u>	<u>450's</u>	<u>500's</u>	<u>550's</u>	<u>600's</u>	<u>650's</u>	<u>700's</u>	<u>750's</u>	<u>800's</u>
		7	2						

<u>Avg of Game 1</u>	<u>Avg of Game 2</u>	<u>Avg of Game 3</u>
157.22	164.44	169.89

High game of 217 on week 8 High series of 525 on week 1 High average of 175.00 after bowling week 1
 Low game of 128 on week 8 Low series of 455 on week 5 Low average of 163.85 after bowling week 11

High Scores by Game

Game #1: 190 on week 7 Game #2: 190 on week 9 Game #3: 217 on week 8



Note: This report includes information through October 31 which is Week 11 of 34

JOHN TAYLOR's Bowling Record - Team 29: CHICK-FIL-A

Week No.	Bowling Date	Old Avg	Old HDCP	-1- -2- -3-			Total	HDCP Total	Pins Gms		---Average Change---			High Game	High Sers	HDCP Game	HDCP Sers		
									New	Old	Change								
1	08/22/23	bk172	43	159	149	190	498	627	498	3	166.00	-	0.00	=	166.00	190	498		
2	08/29/23	166	48	176	165	137	478	622	976	6	162.67	-	166.00	=	-3.33	190	498		
3	09/05/23	162	52	138	217	145	500	656	1476	9	164.00	-	162.67	=	1.33	217	500		
4	09/12/23	164	50	183	195	159	537	687	2013	12	167.75	-	164.00	=	3.75	217	537		
5	09/19/23	167	47	183	112	173	468	609	2481	15	165.40	-	167.75	=	-2.35	217	537	230	609
6	09/26/23	165	49	221	170	177	568	715	3049	18	169.39	-	165.40	=	3.99	221	568	270	715
7	10/03/23	169	45	a159	a159	a159	477	612	3049	18	169.39	-	169.39	=	0.00	221	568	270	715
8	10/10/23	169	45	145	216	203	564	699	3613	21	172.05	-	169.39	=	2.66	221	568	270	715
9	10/17/23	172	43	189	174	182	545	674	4158	24	173.25	-	172.05	=	1.20	221	568	270	715
10	10/24/23	173	42	157	169	186	512	638	4670	27	172.96	-	173.25	=	-0.29	221	568	270	715
11	10/31/23	172	43	173	159	159	491	620	5161	30	172.03	-	172.96	=	-0.93	221	568	270	715

End of 1st part



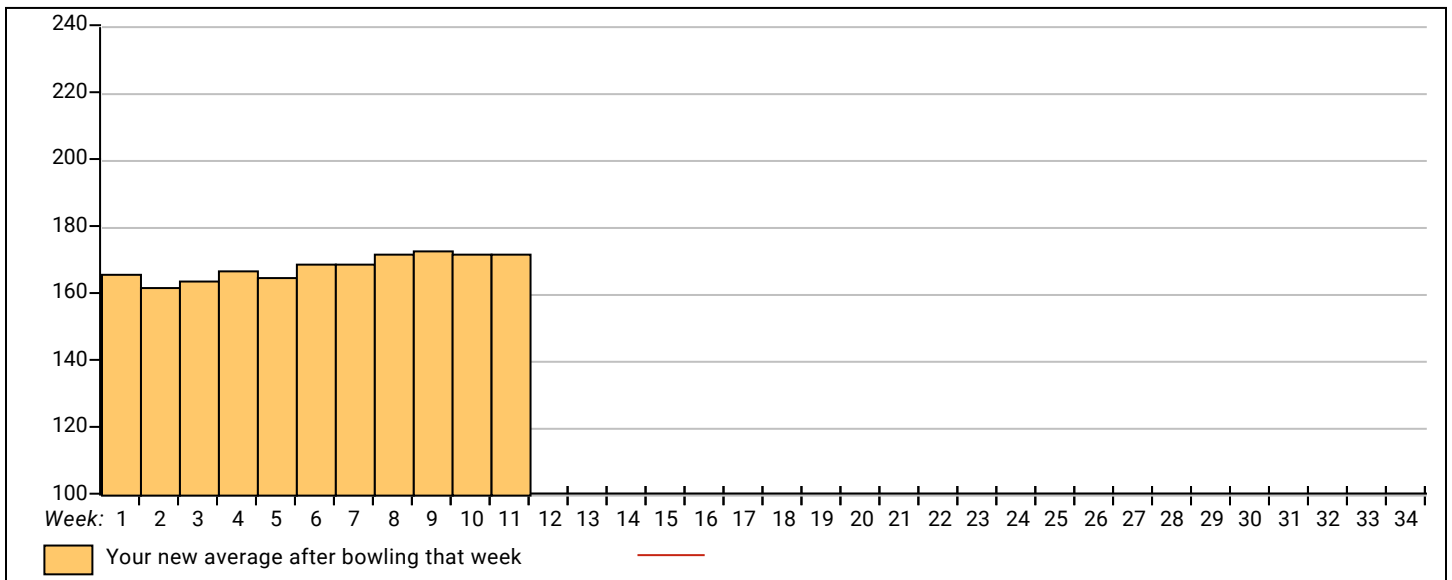
<u><100</u>	<u>100's</u>	<u>125's</u>	<u>150's</u>	<u>175's</u>	<u>200's</u>	<u>225's</u>	<u>250's</u>	<u>275's</u>	<u>300's</u>
	1	5	11	9	4				
<u><400</u>	<u>400's</u>	<u>450's</u>	<u>500's</u>	<u>550's</u>	<u>600's</u>	<u>650's</u>	<u>700's</u>	<u>750's</u>	<u>800's</u>
		4	4	2					

<u>Avg of Game 1</u>	<u>Avg of Game 2</u>	<u>Avg of Game 3</u>
172.40	172.60	171.10

High game of 221 on week 6 High series of 568 on week 6 High average of 173.25 after bowling week 9
 Low game of 112 on week 5 Low series of 468 on week 5 Low average of 162.67 after bowling week 2

High Scores by Game

Game #1: 221 on week 6 Game #2: 217 on week 3 Game #3: 203 on week 8



Note: This report includes information through October 31 which is Week 11 of 34

JIM PHILAMLEE's Bowling Record - Team 29: CHICK-FIL-A

Week No.	Bowling Date	Old Avg	Old HDCP	-1- -2- -3-			Total	HDCP Total	Pins Gms		---Average Change---			High Game	High Sers	HDCP Game	HDCP Sers
									New	Old	Change						
1	08/22/23	bk165	49	182	114	138	434	581	434	3	144.67	- 0.00	= 144.67	182	434		
2	08/29/23	144	68	144	149	138	431	635	865	6	144.17	- 144.67	= -0.50	182	434		
3	09/05/23	144	68	209	170	160	539	743	1404	9	156.00	- 144.17	= 11.83	209	539		
4	09/12/23	156	57	152	140	125	417	588	1821	12	151.75	- 156.00	= -4.25	209	539		
5	09/19/23	151	62	155	168	165	488	674	2309	15	153.93	- 151.75	= 2.18	209	539	230	674
6	09/26/23	153	60	166	148	161	475	655	2784	18	154.67	- 153.93	= 0.73	209	539	230	674
7	10/03/23	154	59	a144	a144	a144	432	609	2784	18	154.67	- 154.67	= 0.00	209	539	230	674
8	10/10/23	154	59	171	181	180	532	709	3316	21	157.90	- 154.67	= 3.24	209	539	240	709
9	10/17/23	157	56	170	201	188	559	727	3875	24	161.46	- 157.90	= 3.55	209	559	257	727
10	10/24/23	161	53	159	150	211	520	679	4395	27	162.78	- 161.46	= 1.32	211	559	264	727
11	10/31/23	162	52	131	170	147	448	604	4843	30	161.43	- 162.78	= -1.34	211	559	264	727

End of 1st part



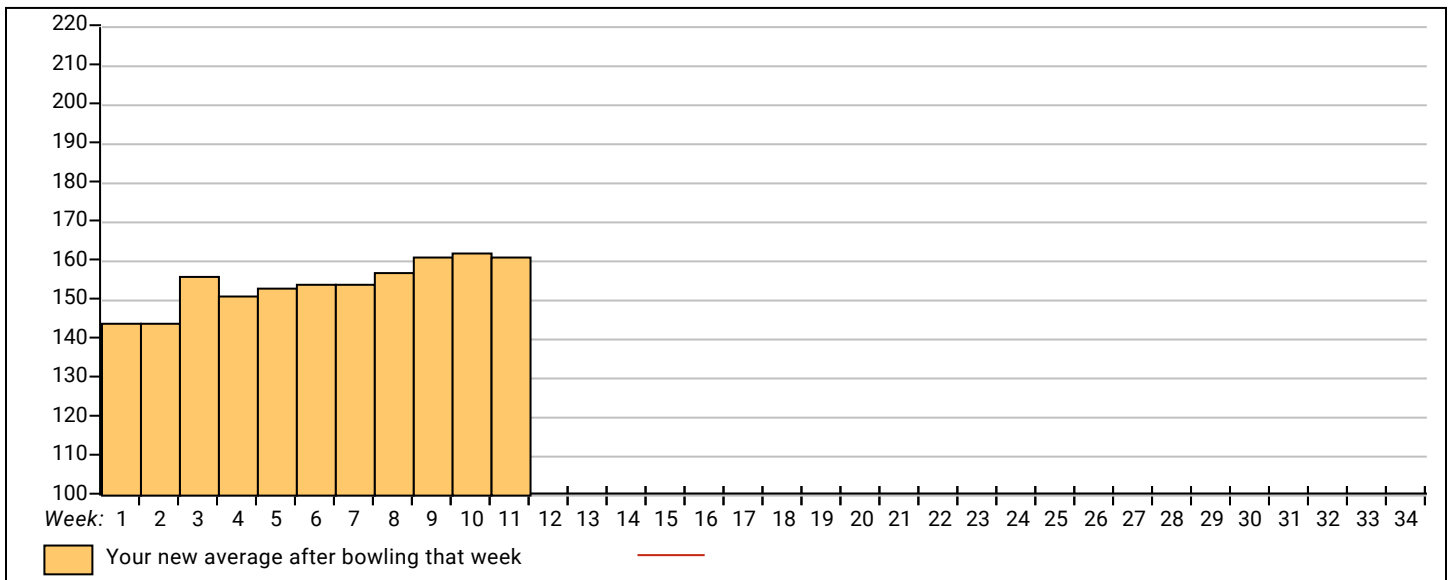
<u><100</u>	<u>100's</u>	<u>125's</u>	<u>150's</u>	<u>175's</u>	<u>200's</u>	<u>225's</u>	<u>250's</u>	<u>275's</u>	<u>300's</u>
	1	9	13	4	3				
<u><400</u>	<u>400's</u>	<u>450's</u>	<u>500's</u>	<u>550's</u>	<u>600's</u>	<u>650's</u>	<u>700's</u>	<u>750's</u>	<u>800's</u>
	4	2	3	1					

<u>Avg of Game 1</u>	<u>Avg of Game 2</u>	<u>Avg of Game 3</u>
163.90	159.10	161.30

High game of 211 on week 10 High series of 559 on week 9 High average of 162.78 after bowling week 10
 Low game of 114 on week 1 Low series of 417 on week 4 Low average of 144.17 after bowling week 2

High Scores by Game

Game #1: 209 on week 3 Game #2: 201 on week 9 Game #3: 211 on week 10



Note: This report includes information through October 31 which is Week 11 of 34

SHARON STRECKER's Bowling Record - Team 29: CHICK-FIL-A

Week No.	Bowling Date	Old Avg	Old HDCP	-1-	-2-	-3-	Total	HDCP Total	Pins	Gms	---Average Change---			High Game	High Sers	HDCP Game	HDCP Sers		
											New	Old	---> +/-						
1	08/22/23	0	0				0	0	0	0	-	0.00	=	0.00	0	0			
2	08/29/23	135	76	165	119	122	406	634	406	3	135.33	-	0.00	=	135.33	165	406		
3	09/05/23	135	0				0	0	406	3	135.33	-	135.33	=	0.00	165	406		
4	09/12/23	135	76	122	141	150	413	641	819	6	136.50	-	135.33	=	1.17	165	413		
5	09/19/23	136	0				0	0	819	6	136.50	-	136.50	=	0.00	165	413		
6	09/26/23	136	75	160	141	158	459	684	1278	9	142.00	-	136.50	=	5.50	165	459		
7	10/03/23	142	0				0	0	1278	9	142.00	-	142.00	=	0.00	165	459		
8	10/10/23	142	0				0	0	1278	9	142.00	-	142.00	=	0.00	165	459		
9	10/17/23	142	0				0	0	1278	9	142.00	-	142.00	=	0.00	165	459		
10	10/24/23	142	0				0	0	1278	9	142.00	-	142.00	=	0.00	165	459		
11	10/31/23	142	70	170	137	161	468	678	1746	12	145.50	-	142.00	=	3.50	170	468		

End of 1st part



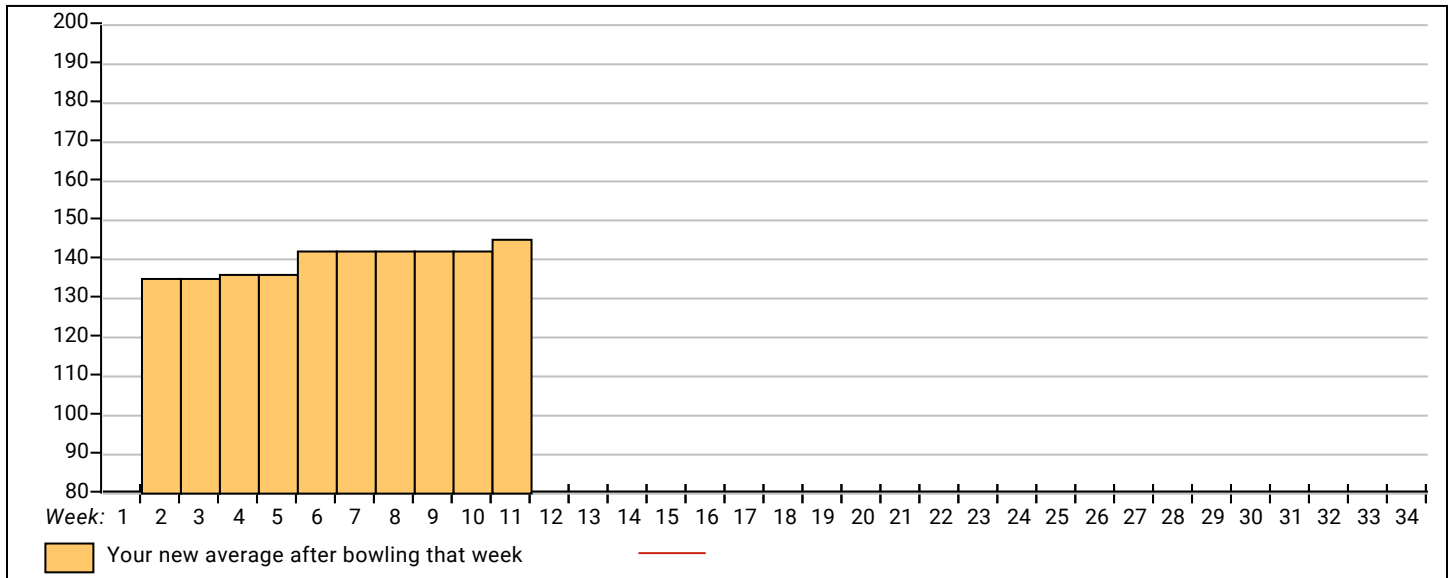
<u><100</u>	<u>100's</u>	<u>125's</u>	<u>150's</u>	<u>175's</u>	<u>200's</u>	<u>225's</u>	<u>250's</u>	<u>275's</u>	<u>300's</u>
	3	3	6						
<u><400</u>	<u>400's</u>	<u>450's</u>	<u>500's</u>	<u>550's</u>	<u>600's</u>	<u>650's</u>	<u>700's</u>	<u>750's</u>	<u>800's</u>
	2	2							

<u>Avg of Game 1</u>	<u>Avg of Game 2</u>	<u>Avg of Game 3</u>
154.25	134.50	147.75

High game of 170 on week 11 High series of 468 on week 11 High average of 145.50 after bowling week 11
 Low game of 119 on week 2 Low series of 406 on week 2 Low average of 135.33 after bowling week 2

High Scores by Game

Game #1: 170 on week 11 Game #2: 141 on week 4 Game #3: 161 on week 11



Note: This report includes information through October 31 which is Week 11 of 34

MICHAEL FLORES's Bowling Record - Team 29: CHICK-FIL-A

Week No.	Bowling Date	Old Avg	Old HDCP	-1-	-2-	-3-	Total	HDCP Total	Pins	Gms	---Average Change---			High Game	High Sers	HDCP Game	HDCP Sers		
											New	Old	---> +/-						
1	08/22/23	0	0				0	0	0	0	-	0.00	=	0.00	0	0			
2	08/29/23	155	58	168	179	119	466	640	466	3	155.33	-	0.00	=	155.33	179	466		
3	09/05/23	155	0				0	0	466	3	155.33	-	155.33	=	0.00	179	466		
4	09/12/23	155	0				0	0	466	3	155.33	-	155.33	=	0.00	179	466		
5	09/19/23	155	0				0	0	466	3	155.33	-	155.33	=	0.00	179	466		
6	09/26/23	155	0				0	0	466	3	155.33	-	155.33	=	0.00	179	466		
7	10/03/23	155	0				0	0	466	3	155.33	-	155.33	=	0.00	179	466		
8	10/10/23	155	0				0	0	466	3	155.33	-	155.33	=	0.00	179	466		
9	10/17/23	155	0				0	0	466	3	155.33	-	155.33	=	0.00	179	466		
10	10/24/23	155	0				0	0	466	3	155.33	-	155.33	=	0.00	179	466		
11	10/31/23	155	58				0	0	466	3	155.33	-	155.33	=	0.00	179	466		

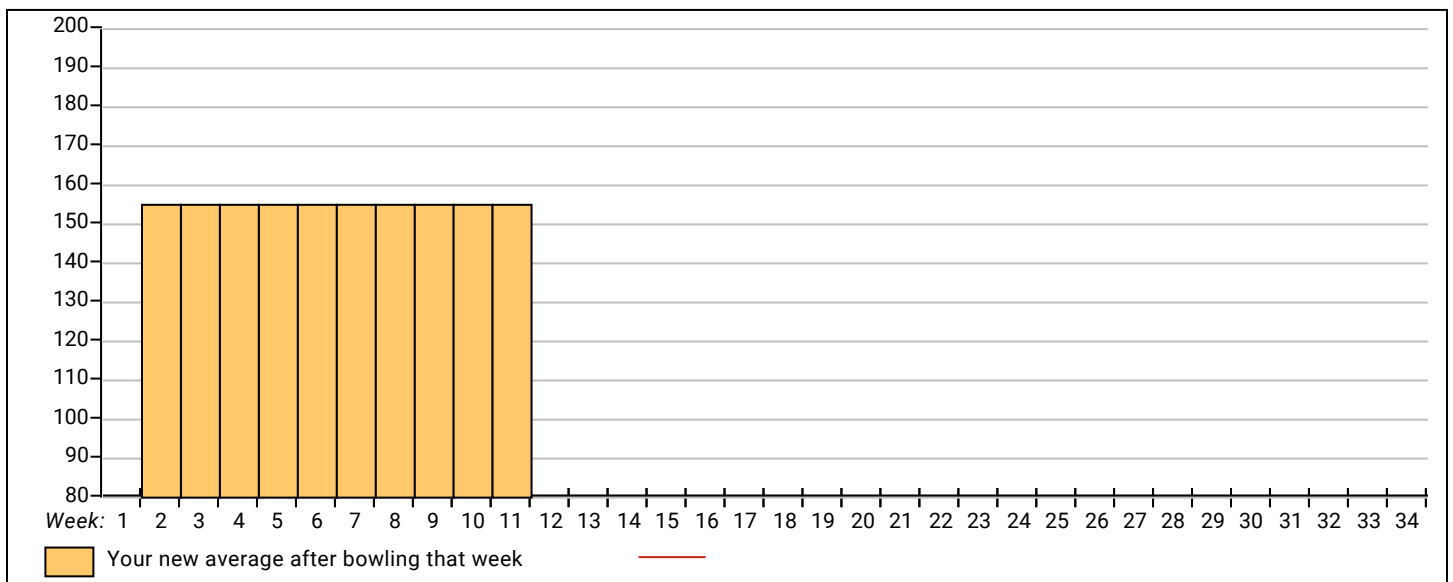
End of 1st part



<u><100</u>	<u>100's</u>	<u>125's</u>	<u>150's</u>	<u>175's</u>	<u>200's</u>	<u>225's</u>	<u>250's</u>	<u>275's</u>	<u>300's</u>
	1		1	1					
<u><400</u>	<u>400's</u>	<u>450's</u>	<u>500's</u>	<u>550's</u>	<u>600's</u>	<u>650's</u>	<u>700's</u>	<u>750's</u>	<u>800's</u>
		1							
			<u>Avg of Game 1</u>	<u>Avg of Game 2</u>	<u>Avg of Game 3</u>				
			168.00	179.00	119.00				

High game of 179 on week 2 High series of 466 on week 2 High average of 155.33 after bowling week 2
 Low game of 119 on week 2 Low series of 466 on week 2 Low average of 155.33 after bowling week 2

High Scores by Game
 Game #1: 168 on week 2 Game #2: 179 on week 2 Game #3: 119 on week 2



Note: This report includes information through October 31 which is Week 11 of 34

TREY ROBBINS's Bowling Record - Team 30: SPLITTERS R QUITTERS

Week No.	Bowling Date	Old Avg	Old HDCP	HDCP				HDCP			---Average Change---			High Game	High Sers	HDCP Game	HDCP Sers		
				-1-	-2-	-3-	Total	Total	Pins	Gms	New - Old	----> +/-							
1	08/22/23	bk213	6	244	225	160	629	647	629	3	209.67	-	0.00	=	209.67	244	629		
2	08/29/23	209	9	210	175	235	620	647	1249	6	208.17	-	209.67	=	-1.50	244	629		
3	09/05/23	208	10	230	182	222	634	664	1883	9	209.22	-	208.17	=	1.06	244	634		
4	09/12/23	209	9	247	287	214	748	775	2631	12	219.25	-	209.22	=	10.03	287	748		
748 --- 700 Series Award -- TNBA Awards 287 --- 285-298 Game Men -- TNBA Awards																			
5	09/19/23	219	0	213	244	257	714	714	3345	15	223.00	-	219.25	=	3.75	287	748	257	714
6	09/26/23	223	0	184	171	155	510	510	3855	18	214.17	-	223.00	=	-8.83	287	748	257	714
7	10/03/23	214	5	211	170	172	553	568	4408	21	209.90	-	214.17	=	-4.26	287	748	257	714
8	10/10/23	209	9	259	200	241	700	727	5108	24	212.83	-	209.90	=	2.93	287	748	268	727
9	10/17/23	212	7	241	195	190	626	647	5734	27	212.37	-	212.83	=	-0.46	287	748	268	727
10	10/24/23	212	7	153	214	216	583	604	6317	30	210.57	-	212.37	=	-1.80	287	748	268	727
11	10/31/23	210	9	201	182	225	608	635	6925	33	209.85	-	210.57	=	-0.72	287	748	268	727

End of 1st part

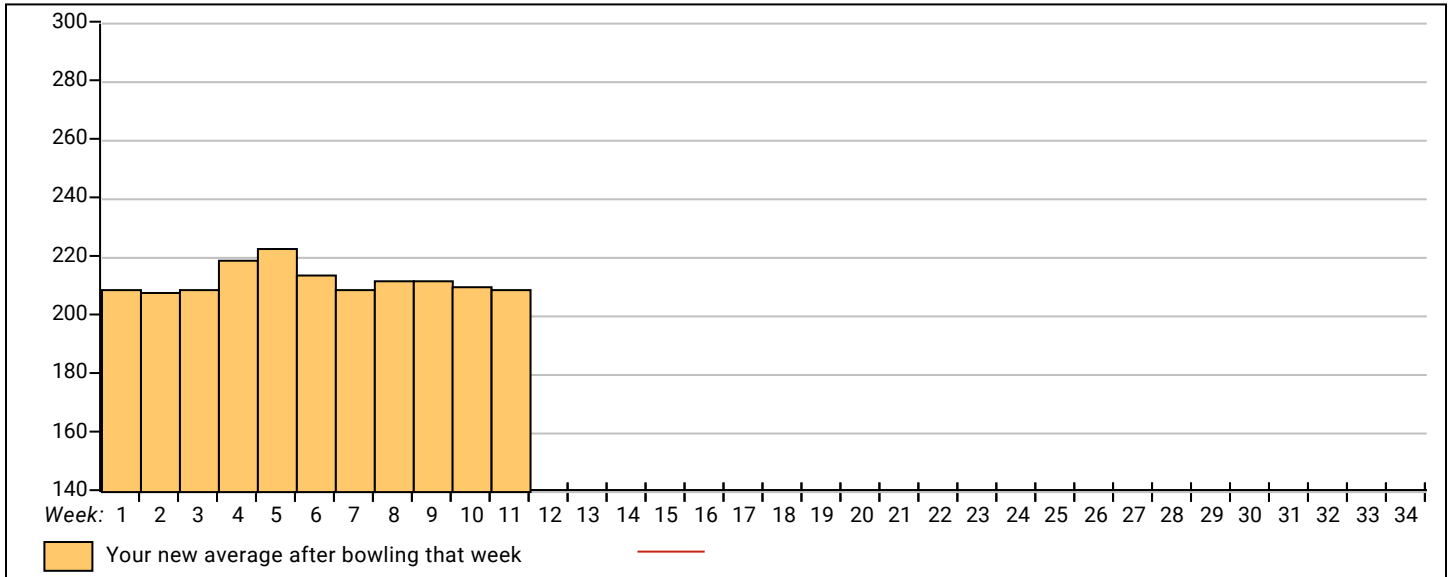


<u><100</u>	<u>100's</u>	<u>125's</u>	<u>150's</u>	<u>175's</u>	<u>200's</u>	<u>225's</u>	<u>250's</u>	<u>275's</u>	<u>300's</u>
			6	6	9	9	2	1	
<u><400</u>	<u>400's</u>	<u>450's</u>	<u>500's</u>	<u>550's</u>	<u>600's</u>	<u>650's</u>	<u>700's</u>	<u>750's</u>	<u>800's</u>
			1	2	5		3		
			<u>Avg of Game 1</u>	<u>Avg of Game 2</u>	<u>Avg of Game 3</u>				
			217.55	204.09	207.91				

High game of 287 on week 4 High series of 748 on week 4 High average of 223.00 after bowling week 5
 Low game of 153 on week 10 Low series of 510 on week 6 Low average of 208.17 after bowling week 2

High Scores by Game

Game #1: 259 on week 8 Game #2: 287 on week 4 Game #3: 257 on week 5



Note: This report includes information through October 31 which is Week 11 of 34

DAVID KEY's Bowling Record - Team 30: SPLITTERS R QUITTERS

Week No.	Bowling Date	Old Avg	Old HDCP	-1-	-2-	-3-	Total	HDCP Total	Pins	Gms	---Average Change---			High Game	High Sers	HDCP Game	HDCP Sers	
											New	Old	+/-					
1	08/22/23	bk194	23	178	215	188	581	650	581	3	193.67	-	0.00	=	193.67	215	581	
2	08/29/23	193	24	202	192	138	532	604	1113	6	185.50	-	193.67	=	-8.17	215	581	
3	09/05/23	185	31	223	192	214	629	722	1742	9	193.56	-	185.50	=	8.06	223	629	
4	09/12/23	193	24	150	199	221	570	642	2312	12	192.67	-	193.56	=	-0.89	223	629	
5	09/19/23	192	25	157	157	161	475	550	2787	15	185.80	-	192.67	=	-6.87	223	629	186
6	09/26/23	185	31	202	224	130	556	649	3343	18	185.72	-	185.80	=	-0.08	224	629	255
7	10/03/23	185	31	139	178	236	553	646	3896	21	185.52	-	185.72	=	-0.20	236	629	267
8	10/10/23	185	31	172	227	182	581	674	4477	24	186.54	-	185.52	=	1.02	236	629	267
9	10/17/23	186	30	207	228	156	591	681	5068	27	187.70	-	186.54	=	1.16	236	629	267
10	10/24/23	187	29	181	211	201	593	680	5661	30	188.70	-	187.70	=	1.00	236	629	267
11	10/31/23	188	28	212	150	169	531	615	6192	33	187.64	-	188.70	=	-1.06	236	629	267

End of 1st part

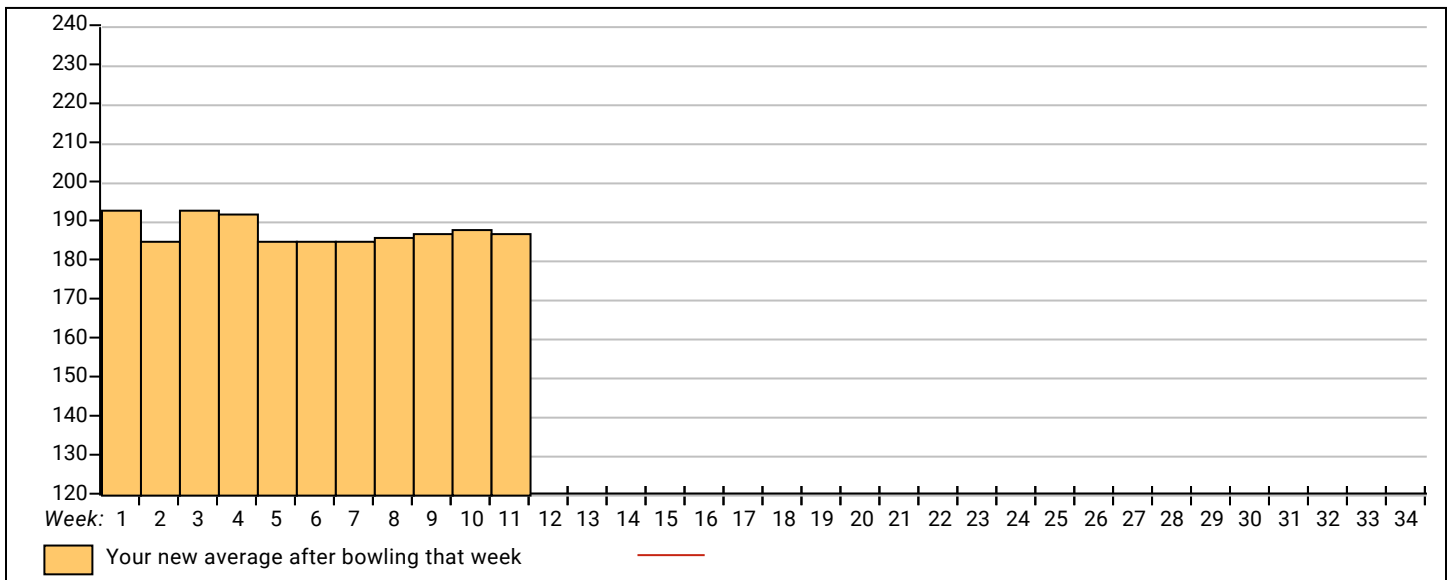


<u><100</u>	<u>100's</u>	<u>125's</u>	<u>150's</u>	<u>175's</u>	<u>200's</u>	<u>225's</u>	<u>250's</u>	<u>275's</u>	<u>300's</u>
		3	8	8	11	3			
<u><400</u>	<u>400's</u>	<u>450's</u>	<u>500's</u>	<u>550's</u>	<u>600's</u>	<u>650's</u>	<u>700's</u>	<u>750's</u>	<u>800's</u>
		1	2	7	1				
			<u>Avg of Game 1</u>	<u>Avg of Game 2</u>	<u>Avg of Game 3</u>				
			183.91	197.55	181.45				

High game of 236 on week 7 High series of 629 on week 3 High average of 193.67 after bowling week 1
 Low game of 130 on week 6 Low series of 475 on week 5 Low average of 185.50 after bowling week 2

High Scores by Game

Game #1: 223 on week 3 Game #2: 228 on week 9 Game #3: 236 on week 7



Note: This report includes information through October 31 which is Week 11 of 34

NELSON WOODARD's Bowling Record - Team 30: SPLITTERS R QUITTERS

Week No.	Bowling Date	Old Avg	Old HDCP	-1- -2- -3-			Total	HDCP Total	Pins	Gms	---Average Change---			High Game	High Sers	HDCP Game	HDCP Sers
											New - Old	--> +/-					
1	08/22/23	bk201	17	193	191	172	556	607	556	3	185.33	- 0.00	= 185.33	193	556		
2	08/29/23	185	31	246	159	193	598	691	1154	6	192.33	- 185.33	= 7.00	246	598		
3	09/05/23	192	25	256	176	168	600	675	1754	9	194.89	- 192.33	= 2.56	256	600		
4	09/12/23	194	23	225	178	203	606	675	2360	12	196.67	- 194.89	= 1.78	256	606		
5	09/19/23	196	21	224	153	201	578	641	2938	15	195.87	- 196.67	= -0.80	256	606	245	641
6	09/26/23	195	22	218	154	246	618	684	3556	18	197.56	- 195.87	= 1.69	256	618	268	684
7	10/03/23	197	20	208	202	191	601	661	4157	21	197.95	- 197.56	= 0.40	256	618	268	684
8	10/10/23	197	20	212	236	203	651	711	4808	24	200.33	- 197.95	= 2.38	256	651	268	711
9	10/17/23	200	18	177	159	177	513	567	5321	27	197.07	- 200.33	= -3.26	256	651	268	711
10	10/24/23	197	20	216	207	180	603	663	5924	30	197.47	- 197.07	= 0.39	256	651	268	711
11	10/31/23	197	20	161	225	212	598	658	6522	33	197.64	- 197.47	= 0.17	256	651	268	711

End of 1st part



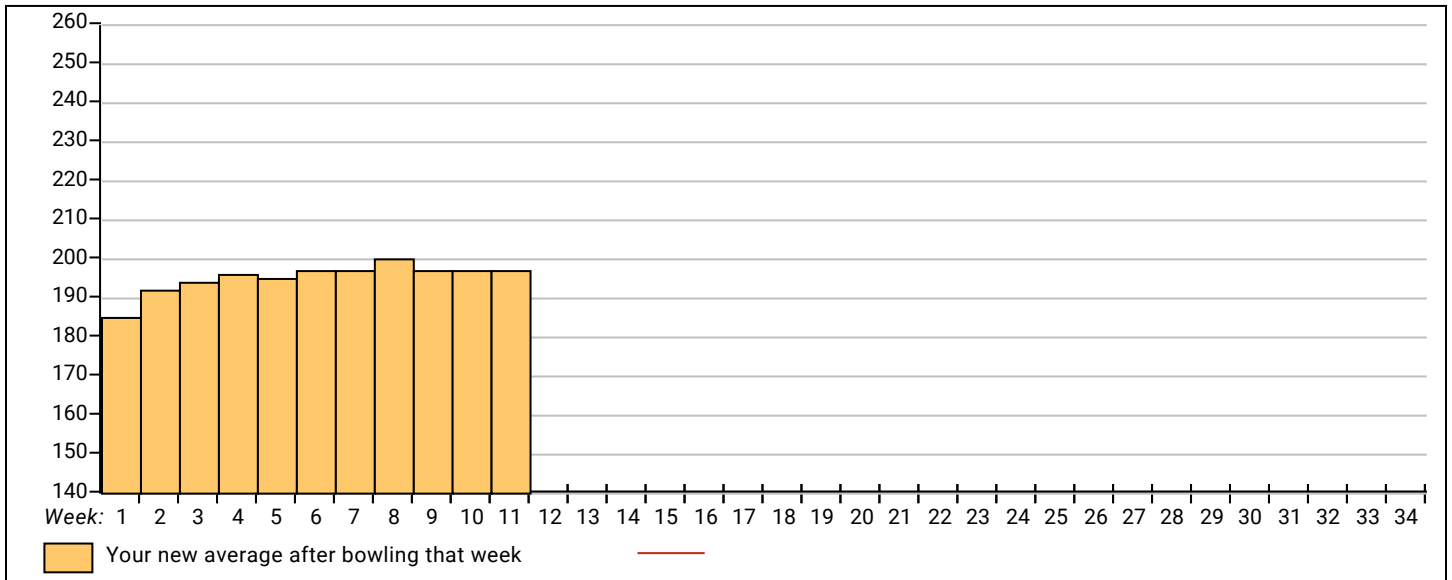
<u><100</u>	<u>100's</u>	<u>125's</u>	<u>150's</u>	<u>175's</u>	<u>200's</u>	<u>225's</u>	<u>250's</u>	<u>275's</u>	<u>300's</u>
			7	9	11	5	1		
<u><400</u>	<u>400's</u>	<u>450's</u>	<u>500's</u>	<u>550's</u>	<u>600's</u>	<u>650's</u>	<u>700's</u>	<u>750's</u>	<u>800's</u>
			1	4	5	1			

<u>Avg of Game 1</u>	<u>Avg of Game 2</u>	<u>Avg of Game 3</u>
212.36	185.45	195.09

High game of 256 on week 3 High series of 651 on week 8 High average of 200.33 after bowling week 8
 Low game of 153 on week 5 Low series of 513 on week 9 Low average of 185.33 after bowling week 1

High Scores by Game

Game #1: 256 on week 3 Game #2: 236 on week 8 Game #3: 246 on week 6



Note: This report includes information through October 31 which is Week 11 of 34

BLAKE HALL's Bowling Record - Team 30: SPLITTERS R QUITTERS

Week No.	Bowling Date	Old Avg	Old HDCP	HDCP				HDCP			---Average Change---			High Game	High Sers	HDCP Game	HDCP Sers		
				-1-	-2-	-3-	Total	Total	Pins	Gms	New	Old	+/-						
1	08/22/23	bk215	4	244	218	214	676	688	676	3	225.33	-	0.00	=	225.33	244	676		
2	08/29/23	225	0	233	269	222	724	724	1400	6	233.33	-	225.33	=	8.00	269	724		
724 --- 700 Series Award -- TNBA Awards																			
3	09/05/23	233	0	226	243	190	659	659	2059	9	228.78	-	233.33	=	-4.56	269	724		
4	09/12/23	228	0	236	236	204	676	676	2735	12	227.92	-	228.78	=	-0.86	269	724		
5	09/19/23	227	0	211	224	169	604	604	3339	15	222.60	-	227.92	=	-5.32	269	724	224	604
6	09/26/23	222	0	196	218	171	585	585	3924	18	218.00	-	222.60	=	-4.60	269	724	224	604
7	10/03/23	218	1	205	156	178	539	542	4463	21	212.52	-	218.00	=	-5.48	269	724	224	604
8	10/10/23	212	7	202	226	207	635	656	5098	24	212.42	-	212.52	=	-0.11	269	724	233	656
9	10/17/23	212	7	226	175	215	616	637	5714	27	211.63	-	212.42	=	-0.79	269	724	233	656
10	10/24/23	211	8	235	215	145	595	619	6309	30	210.30	-	211.63	=	-1.33	269	724	243	656
11	10/31/23	210	9	184	149	155	488	515	6797	33	205.97	-	210.30	=	-4.33	269	724	243	656

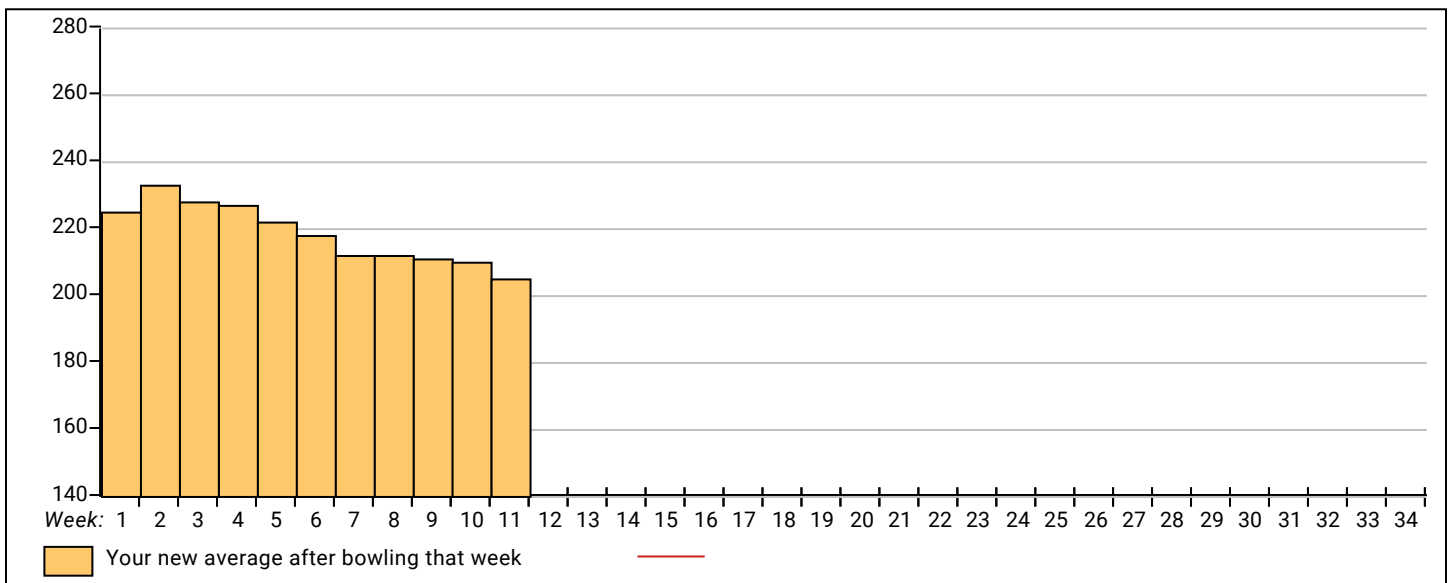
End of 1st part

<u><100</u>	<u>100's</u>	<u>125's</u>	<u>150's</u>	<u>175's</u>	<u>200's</u>	<u>225's</u>	<u>250's</u>	<u>275's</u>	<u>300's</u>
		2	4	5	12	9	1		
<u><400</u>	<u>400's</u>	<u>450's</u>	<u>500's</u>	<u>550's</u>	<u>600's</u>	<u>650's</u>	<u>700's</u>	<u>750's</u>	<u>800's</u>
		1	1	2	3	3	1		
<u>Avg of Game 1</u>			<u>Avg of Game 2</u>			<u>Avg of Game 3</u>			
218.00			211.73			188.18			

High game of 269 on week 2 High series of 724 on week 2 High average of 233.33 after bowling week 2
 Low game of 145 on week 10 Low series of 488 on week 11 Low average of 205.97 after bowling week 11

High Scores by Game

Game #1: 244 on week 1 Game #2: 269 on week 2 Game #3: 222 on week 2



Note: This report includes information through October 31 which is Week 11 of 34

JACOB CHAMBERS's Bowling Record - Team 30: SPLITTERS R QUITTERS

Week No.	Bowling Date	Old Avg	Old HDCP	-1-	-2-	-3-	Total	HDCP		---Average Change---			High Game	High Sers	HDCP Game	HDCP Sers			
								Total	Pins	Gms	New	Old					+/-		
1	08/22/23	bk209	0				0	0	0	0	-	0.00	=	0.00	0	0			
2	08/29/23	bk209	9	225	179	209	613	640	613	3	204.33	-	0.00	=	204.33	225	613		
3	09/05/23	204	14	187	147	161	495	537	1108	6	184.67	-	204.33	=	-19.67	225	613		
4	09/12/23	184	32	215	242	225	682	778	1790	9	198.89	-	184.67	=	14.22	242	682		
5	09/19/23	198	19	224	266	146	636	693	2426	12	202.17	-	198.89	=	3.28	266	682		
6	09/26/23	202	16	165	190	235	590	638	3016	15	201.07	-	202.17	=	-1.10	266	682	251	638
7	10/03/23	201	17	224	197	203	624	675	3640	18	202.22	-	201.07	=	1.16	266	682	251	675
8	10/10/23	202	16	176	226	181	583	631	4223	21	201.10	-	202.22	=	-1.13	266	682	251	675
9	10/17/23	201	17	226	193	235	654	705	4877	24	203.21	-	201.10	=	2.11	266	682	252	705
10	10/24/23	203	15	237	192	206	635	680	5512	27	204.15	-	203.21	=	0.94	266	682	252	705
11	10/31/23	204	14	a194	a194	a194	582	624	5512	27	204.15	-	204.15	=	0.00	266	682	252	705

End of 1st part

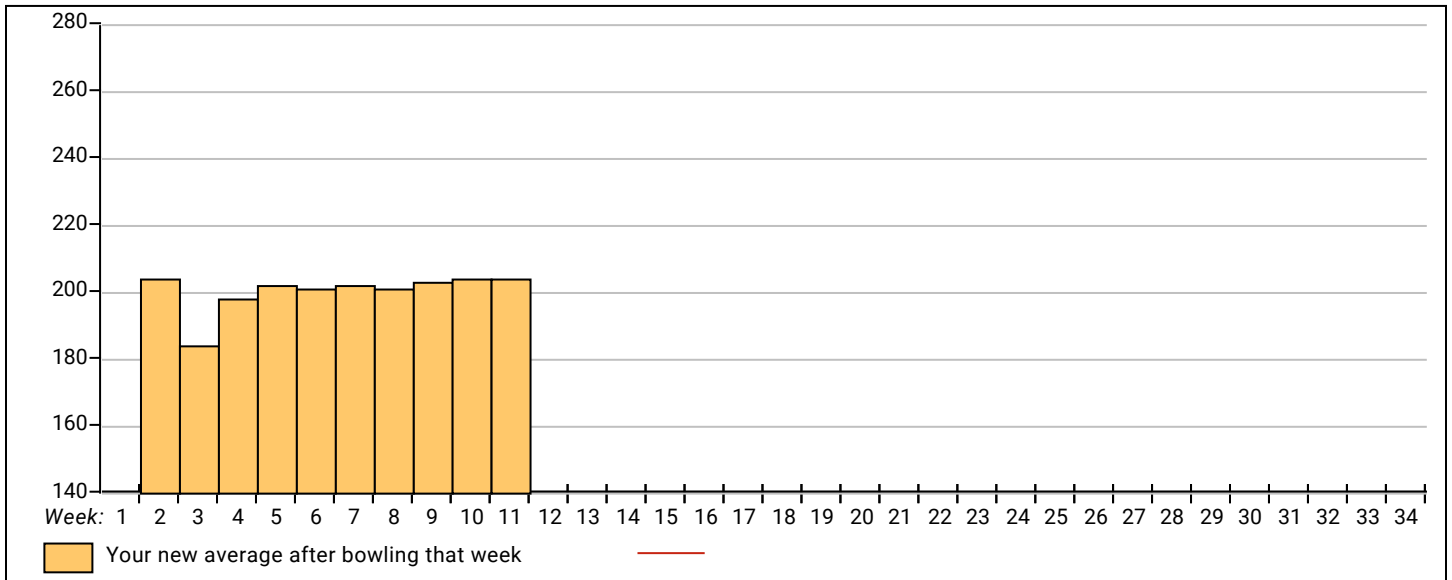


<u><100</u>	<u>100's</u>	<u>125's</u>	<u>150's</u>	<u>175's</u>	<u>200's</u>	<u>225's</u>	<u>250's</u>	<u>275's</u>	<u>300's</u>
		2	2	8	6	8	1		
<u><400</u>	<u>400's</u>	<u>450's</u>	<u>500's</u>	<u>550's</u>	<u>600's</u>	<u>650's</u>	<u>700's</u>	<u>750's</u>	<u>800's</u>
		1		2	4	2			
			<u>Avg of Game 1</u>	<u>Avg of Game 2</u>	<u>Avg of Game 3</u>				
			208.78	203.56	200.11				

High game of 266 on week 5 High series of 682 on week 4 High average of 204.33 after bowling week 2
 Low game of 146 on week 5 Low series of 495 on week 3 Low average of 184.67 after bowling week 3

High Scores by Game

Game #1: 237 on week 10 Game #2: 266 on week 5 Game #3: 235 on week 6



Note: This report includes information through October 31 which is Week 11 of 34

CHERYL ROBBINS's Bowling Record - Team 30: SPLITTERS R QUITTERS

Week No.	Bowling Date	Old Avg	Old HDCP	-1- -2- -3-			Total	HDCP		Pins Gms		---Average Change---			High Game	High Sers	HDCP Game	HDCP Sers
								Total	Total			New	Old	+/-				
1	08/22/23	145	67	146	113	177	436	637	436	3	145.33	-	0.00	=	145.33	177	436	
2	08/29/23	145	0				0	0	436	3	145.33	-	145.33	=	0.00	177	436	
3	09/05/23	145	0				0	0	436	3	145.33	-	145.33	=	0.00	177	436	
4	09/12/23	145	0				0	0	436	3	145.33	-	145.33	=	0.00	177	436	
5	09/19/23	145	0				0	0	436	3	145.33	-	145.33	=	0.00	177	436	
6	09/26/23	145	0				0	0	436	3	145.33	-	145.33	=	0.00	177	436	
7	10/03/23	145	0				0	0	436	3	145.33	-	145.33	=	0.00	177	436	
8	10/10/23	145	0				0	0	436	3	145.33	-	145.33	=	0.00	177	436	
9	10/17/23	145	0				0	0	436	3	145.33	-	145.33	=	0.00	177	436	
10	10/24/23	145	0				0	0	436	3	145.33	-	145.33	=	0.00	177	436	
11	10/31/23	145	67				0	0	436	3	145.33	-	145.33	=	0.00	177	436	

End of 1st part



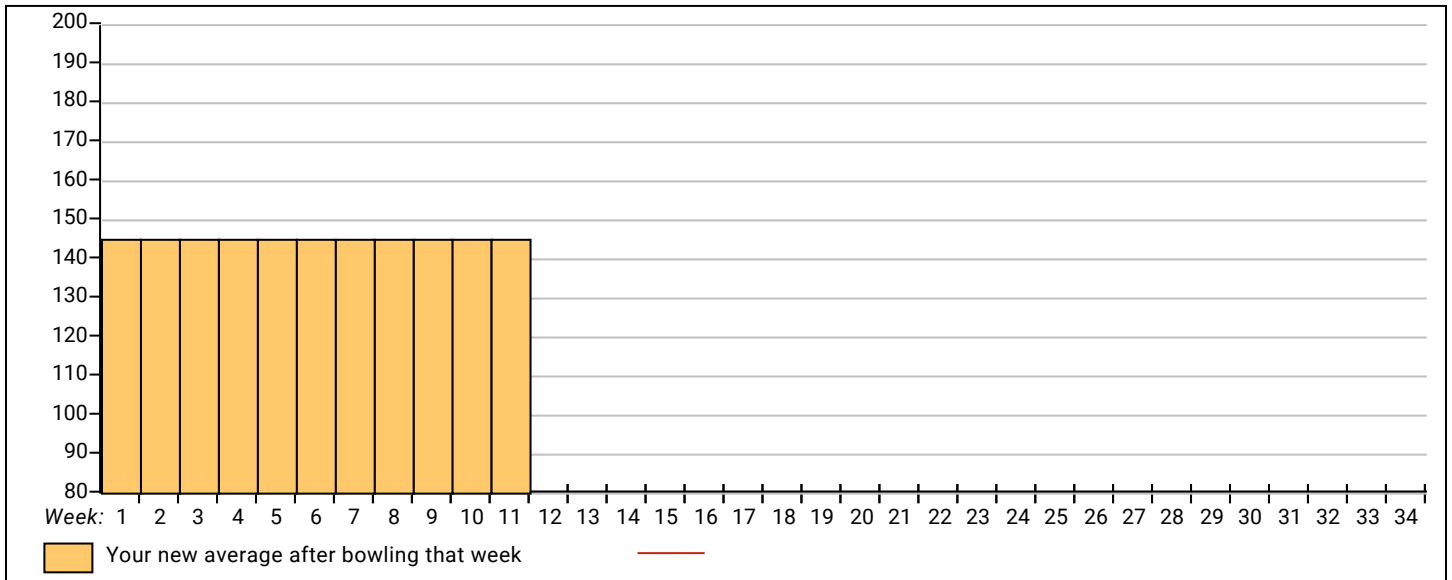
<u><100</u>	<u>100's</u>	<u>125's</u>	<u>150's</u>	<u>175's</u>	<u>200's</u>	<u>225's</u>	<u>250's</u>	<u>275's</u>	<u>300's</u>
	1	1		1					
<u><400</u>	<u>400's</u>	<u>450's</u>	<u>500's</u>	<u>550's</u>	<u>600's</u>	<u>650's</u>	<u>700's</u>	<u>750's</u>	<u>800's</u>
	1								

<u>Avg of Game 1</u>	<u>Avg of Game 2</u>	<u>Avg of Game 3</u>
146.00	113.00	177.00

High game of 177 on week 1 High series of 436 on week 1 High average of 145.33 after bowling week 1
 Low game of 113 on week 1 Low series of 436 on week 1 Low average of 145.33 after bowling week 1

High Scores by Game

Game #1: 146 on week 1 Game #2: 113 on week 1 Game #3: 177 on week 1



Note: This report includes information through October 31 which is Week 11 of 34

JAMIE AYCOCK's Bowling Record - Team 31: UP YOUR ALLEY

Week No.	Bowling Date	Old Avg	Old HDCP	-1-	-2-	-3-	Total	HDCP Total	Pins	Gms	---Average Change---			High Game	High Sers	HDCP Game	HDCP Sers		
											New	Old	+/-						
1	08/22/23	0	0				0	0	0	0	-	0.00	=	0.00	0	0			
2	08/29/23	148	64	156	136	153	445	637	445	3	148.33	-	0.00	=	148.33	156	445		
3	09/05/23	148	64	140	148	152	440	632	885	6	147.50	-	148.33	=	-0.83	156	445		
4	09/12/23	147	65	144	145	161	450	645	1335	9	148.33	-	147.50	=	0.83	161	450		
5	09/19/23	148	0				0	0	1335	9	148.33	-	148.33	=	0.00	161	450		
6	09/26/23	148	0				0	0	1335	9	148.33	-	148.33	=	0.00	161	450		
7	10/03/23	148	64	180	181	165	526	718	1861	12	155.08	-	148.33	=	6.75	181	526		
8	10/10/23	155	58	191	144	127	462	636	2323	15	154.87	-	155.08	=	-0.22	191	526	249	636
9	10/17/23	154	59	a144	a144	a144	432	609	2323	15	154.87	-	154.87	=	0.00	191	526	249	636
10	10/24/23	154	0				0	0	2323	15	154.87	-	154.87	=	0.00	191	526	249	636
11	10/31/23	154	59				0	0	2323	15	154.87	-	154.87	=	0.00	191	526	249	636

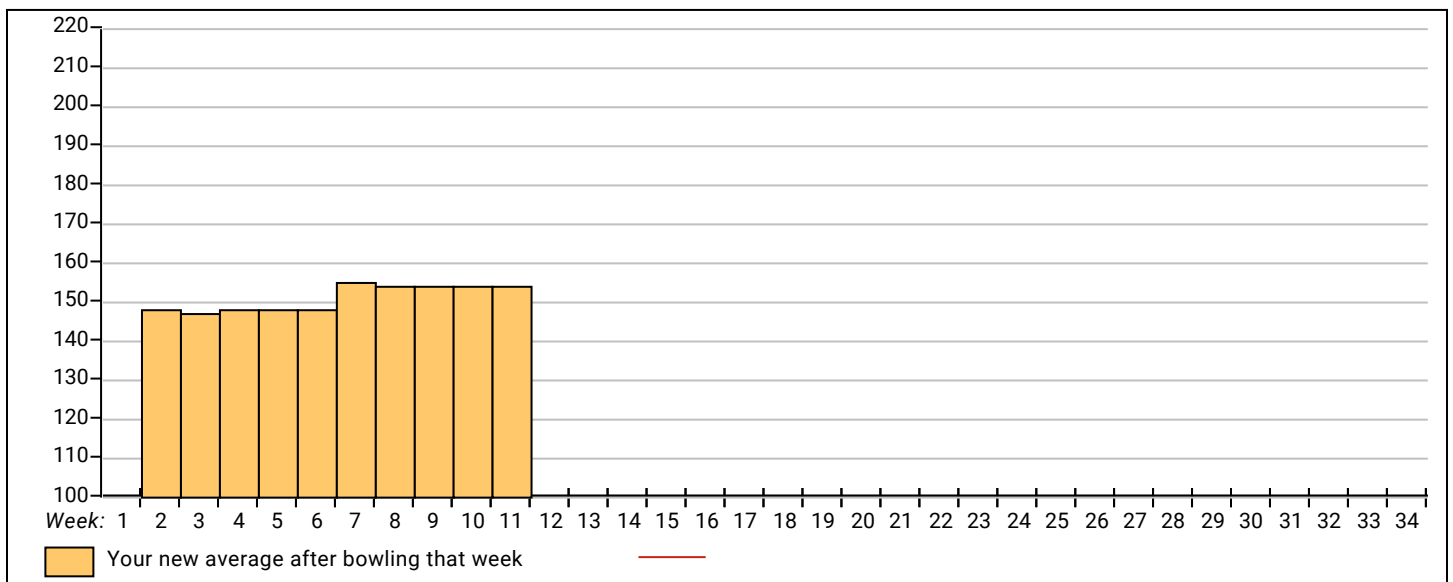
End of 1st part



<u><100</u>	<u>100's</u>	<u>125's</u>	<u>150's</u>	<u>175's</u>	<u>200's</u>	<u>225's</u>	<u>250's</u>	<u>275's</u>	<u>300's</u>
		7	5	3					
<u><400</u>	<u>400's</u>	<u>450's</u>	<u>500's</u>	<u>550's</u>	<u>600's</u>	<u>650's</u>	<u>700's</u>	<u>750's</u>	<u>800's</u>
	2	2	1						
			<u>Avg of Game 1</u>	<u>Avg of Game 2</u>	<u>Avg of Game 3</u>				
			162.20	150.80	151.60				

High game of 191 on week 8 High series of 526 on week 7 High average of 155.08 after bowling week 7
 Low game of 127 on week 8 Low series of 440 on week 3 Low average of 147.50 after bowling week 3

High Scores by Game
 Game #1: 191 on week 8 Game #2: 181 on week 7 Game #3: 165 on week 7



Note: This report includes information through October 31 which is Week 11 of 34

DEBBIE AYCOCK's Bowling Record - Team 31: UP YOUR ALLEY

Week No.	Bowling Date	Old Avg	Old HDCP	-			Total	HDCP Total	Pins Gms		---Average Change---			High Game	High Sers	HDCP Game	HDCP Sers		
				-1-	-2-	-3-			New	Old	----	+/-							
1	08/22/23	bk102	106	86	137	124	347	665	347	3	115.67	-	0.00	=	115.67	137	347		
2	08/29/23	115	94	133	100	115	348	630	695	6	115.83	-	115.67	=	0.17	137	348		
3	09/05/23	115	94	84	106	136	326	608	1021	9	113.44	-	115.83	=	-2.39	137	348		
4	09/12/23	113	96	112	90	98	300	588	1321	12	110.08	-	113.44	=	-3.36	137	348		
5	09/19/23	110	99	123	124	86	333	630	1654	15	110.27	-	110.08	=	0.18	137	348	223	630
6	09/26/23	110	99	114	151	116	381	678	2035	18	113.06	-	110.27	=	2.79	151	381	250	678
7	10/03/23	113	96	119	125	119	363	651	2398	21	114.19	-	113.06	=	1.13	151	381	250	678
8	10/10/23	114	95	124	120	123	367	652	2765	24	115.21	-	114.19	=	1.02	151	381	250	678
9	10/17/23	115	94	132	102	140	374	656	3139	27	116.26	-	115.21	=	1.05	151	381	250	678
10	10/24/23	116	93	142	111	121	374	653	3513	30	117.10	-	116.26	=	0.84	151	381	250	678
11	10/31/23	117	92	135	125	158	418	694	3931	33	119.12	-	117.10	=	2.02	158	418	250	694

End of 1st part



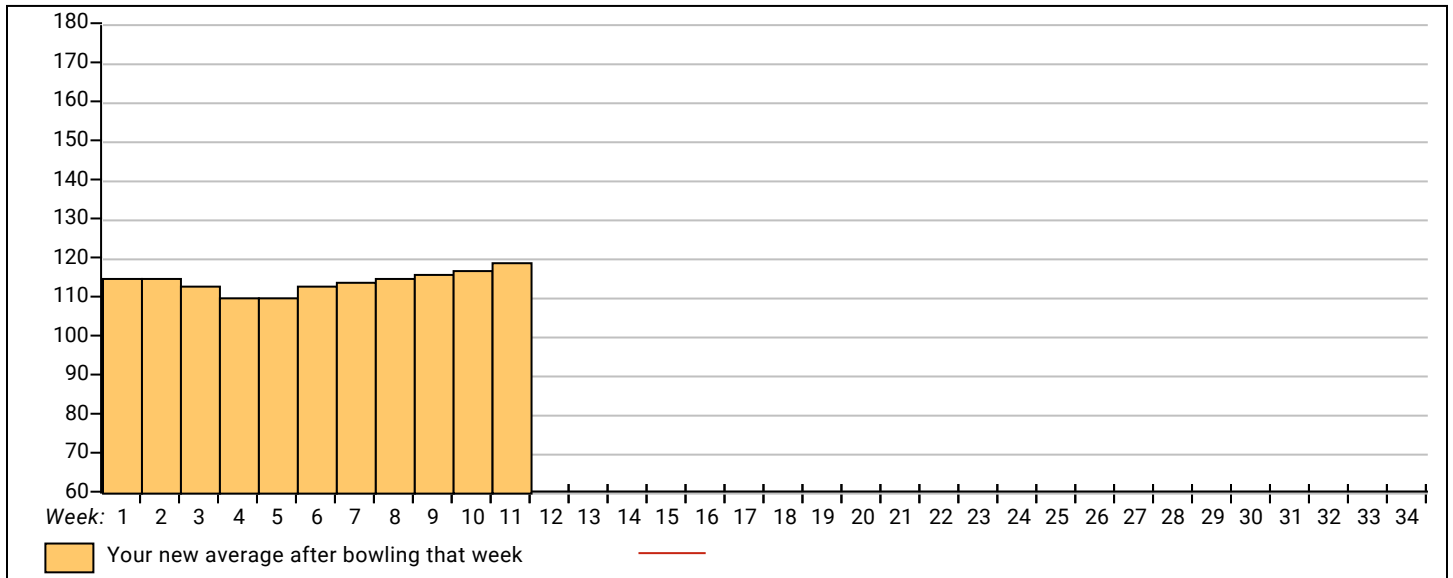
<u><100</u>	<u>100's</u>	<u>125's</u>	<u>150's</u>	<u>175's</u>	<u>200's</u>	<u>225's</u>	<u>250's</u>	<u>275's</u>	<u>300's</u>
5	17	9	2						
<u><400</u>	<u>400's</u>	<u>450's</u>	<u>500's</u>	<u>550's</u>	<u>600's</u>	<u>650's</u>	<u>700's</u>	<u>750's</u>	<u>800's</u>
10	1								

<u>Avg of Game 1</u>	<u>Avg of Game 2</u>	<u>Avg of Game 3</u>
118.55	117.36	121.45

High game of 158 on week 11 High series of 418 on week 11 High average of 119.12 after bowling week 11
 Low game of 84 on week 3 Low series of 300 on week 4 Low average of 110.08 after bowling week 4

High Scores by Game

Game #1: 142 on week 10 Game #2: 151 on week 6 Game #3: 158 on week 11



Note: This report includes information through October 31 which is Week 11 of 34

JERRY AYCOCK's Bowling Record - Team 31: UP YOUR ALLEY

Week No.	Bowling Date	Old Avg	Old HDCP	-1-	-2-	-3-	Total	HDCP Total	Pins	Gms	---Average Change---			High Game	High Sers	HDCP Game	HDCP Sers		
											New	Old	+/-						
1	08/22/23	bk116	93	118	116	150	384	663	384	3	128.00	-	0.00	=	128.00	150	384		
2	08/29/23	128	82	114	116	104	334	580	718	6	119.67	-	128.00	=	-8.33	150	384		
3	09/05/23	119	90	107	116	94	317	587	1035	9	115.00	-	119.67	=	-4.67	150	384		
4	09/12/23	115	94	138	125	117	380	662	1415	12	117.92	-	115.00	=	2.92	150	384		
5	09/19/23	117	92	116	118	130	364	640	1779	15	118.60	-	117.92	=	0.68	150	384	222	640
6	09/26/23	118	91	130	140	100	370	643	2149	18	119.39	-	118.60	=	0.79	150	384	231	643
7	10/03/23	119	90	104	103	95	302	572	2451	21	116.71	-	119.39	=	-2.67	150	384	231	643
8	10/10/23	116	93	104	98	120	322	601	2773	24	115.54	-	116.71	=	-1.17	150	384	231	643
9	10/17/23	115	94	80	127	163	370	652	3143	27	116.41	-	115.54	=	0.87	163	384	257	652
10	10/24/23	116	93	112	144	139	395	674	3538	30	117.93	-	116.41	=	1.53	163	395	257	674
11	10/31/23	117	92	128	174	170	472	748	4010	33	121.52	-	117.93	=	3.58	174	472	266	748

End of 1st part

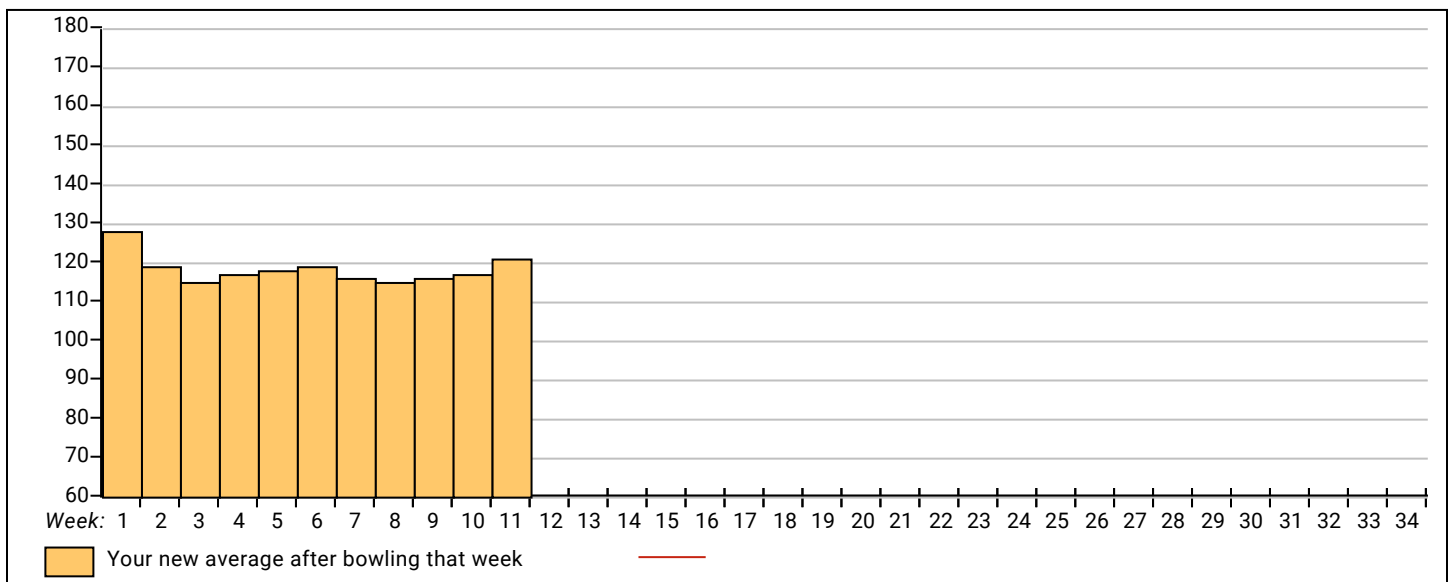


<u><100</u>	<u>100's</u>	<u>125's</u>	<u>150's</u>	<u>175's</u>	<u>200's</u>	<u>225's</u>	<u>250's</u>	<u>275's</u>	<u>300's</u>
4	16	9	4						
<u><400</u>	<u>400's</u>	<u>450's</u>	<u>500's</u>	<u>550's</u>	<u>600's</u>	<u>650's</u>	<u>700's</u>	<u>750's</u>	<u>800's</u>
10		1							

<u>Avg of Game 1</u>	<u>Avg of Game 2</u>	<u>Avg of Game 3</u>
113.73	125.18	125.64

High game of 174 on week 11 High series of 472 on week 11 High average of 128.00 after bowling week 1
 Low game of 80 on week 9 Low series of 302 on week 7 Low average of 115.00 after bowling week 3

High Scores by Game
 Game #1: 138 on week 4 Game #2: 174 on week 11 Game #3: 170 on week 11



Note: This report includes information through October 31 which is Week 11 of 34

PHILLIP ROBINSON's Bowling Record - Team 31: UP YOUR ALLEY

Week No.	Bowling Date	Old Avg	Old HDCP	-1-	-2-	-3-	Total	HDCP Total	Pins	Gms	---Average Change---			High Game	High Sers	HDCP Game	HDCP Sers	
											New	Old	+/-					
1	08/22/23	bk161	53	152	145	199	496	655	496	3	165.33	-	0.00	=	165.33	199	496	
2	08/29/23	165	49	236	173	150	559	706	1055	6	175.83	-	165.33	=	10.50	236	559	
3	09/05/23	175	40	153	175	153	481	601	1536	9	170.67	-	175.83	=	-5.17	236	559	
4	09/12/23	170	0				0	0	1536	9	170.67	-	170.67	=	0.00	236	559	
5	09/19/23	170	45	159	181	148	488	623	2024	12	168.67	-	170.67	=	-2.00	236	559	
6	09/26/23	168	46	a158	a158	a158	474	612	2024	12	168.67	-	168.67	=	0.00	236	559	
7	10/03/23	168	46	169	147	148	464	602	2488	15	165.87	-	168.67	=	-2.80	236	559	215
8	10/10/23	165	49	158	161	160	479	626	2967	18	164.83	-	165.87	=	-1.03	236	559	215
9	10/17/23	164	50	a154	a154	a154	462	612	2967	18	164.83	-	164.83	=	0.00	236	559	215
10	10/24/23	164	50	130	142	152	424	574	3391	21	161.48	-	164.83	=	-3.36	236	559	215
11	10/31/23	161	53	184	189	146	519	678	3910	24	162.92	-	161.48	=	1.44	236	559	242

End of 1st part

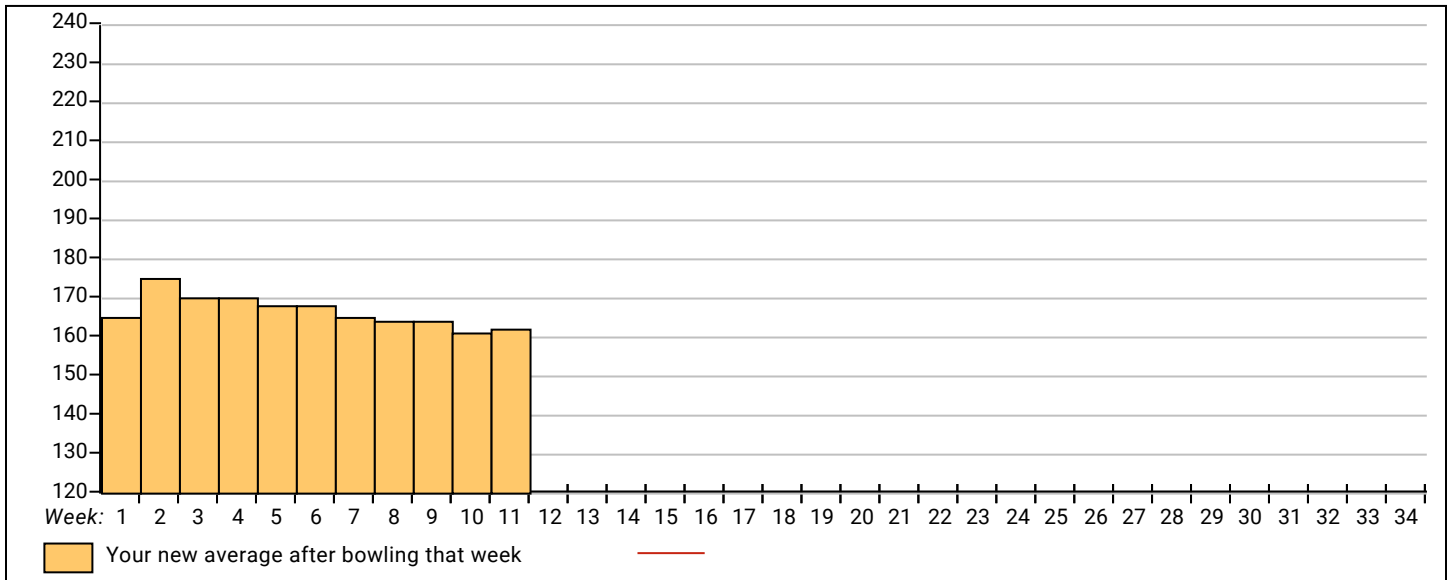


<u><100</u>	<u>100's</u>	<u>125's</u>	<u>150's</u>	<u>175's</u>	<u>200's</u>	<u>225's</u>	<u>250's</u>	<u>275's</u>	<u>300's</u>
		7	11	5		1			
<u><400</u>	<u>400's</u>	<u>450's</u>	<u>500's</u>	<u>550's</u>	<u>600's</u>	<u>650's</u>	<u>700's</u>	<u>750's</u>	<u>800's</u>
	1	5	1	1					
			<u>Avg of Game 1</u>	<u>Avg of Game 2</u>	<u>Avg of Game 3</u>				
			167.63	164.13	157.00				

High game of 236 on week 2 High series of 559 on week 2 High average of 175.83 after bowling week 2
 Low game of 130 on week 10 Low series of 424 on week 10 Low average of 161.48 after bowling week 10

High Scores by Game

Game #1: 236 on week 2 Game #2: 189 on week 11 Game #3: 199 on week 1



Note: This report includes information through October 31 which is Week 11 of 34

MICHAEL MASSEY's Bowling Record - Team 31: UP YOUR ALLEY

Week No.	Bowling Date	Old Avg	Old HDCP	-1-	-2-	-3-	Total	HDCP Total	Pins	Gms	---Average Change---			High Game	High Sers	HDCP Game	HDCP Sers	
											New	Old	+/-					
1	08/22/23	bk170	45	188	177	148	513	648	513	3	171.00	-	0.00	=	171.00	188	513	
2	08/29/23	171	44	174	179	175	528	660	1041	6	173.50	-	171.00	=	2.50	188	528	
3	09/05/23	173	42	208	161	228	597	723	1638	9	182.00	-	173.50	=	8.50	228	597	
4	09/12/23	182	34	a172	a172	a172	516	618	1638	9	182.00	-	182.00	=	0.00	228	597	
5	09/19/23	182	34	158	156	159	473	575	2111	12	175.92	-	182.00	=	-6.08	228	597	
6	09/26/23	175	40	178	134	147	459	579	2570	15	171.33	-	175.92	=	-4.58	228	597	218
7	10/03/23	171	44	141	135	156	432	564	3002	18	166.78	-	171.33	=	-4.56	228	597	218
8	10/10/23	166	48	178	210	192	580	724	3582	21	170.57	-	166.78	=	3.79	228	597	258
9	10/17/23	170	45	210	140	149	499	634	4081	24	170.04	-	170.57	=	-0.53	228	597	258
10	10/24/23	170	45	156	149	159	464	599	4545	27	168.33	-	170.04	=	-1.71	228	597	258
11	10/31/23	168	46	165	197	164	526	664	5071	30	169.03	-	168.33	=	0.70	228	597	258

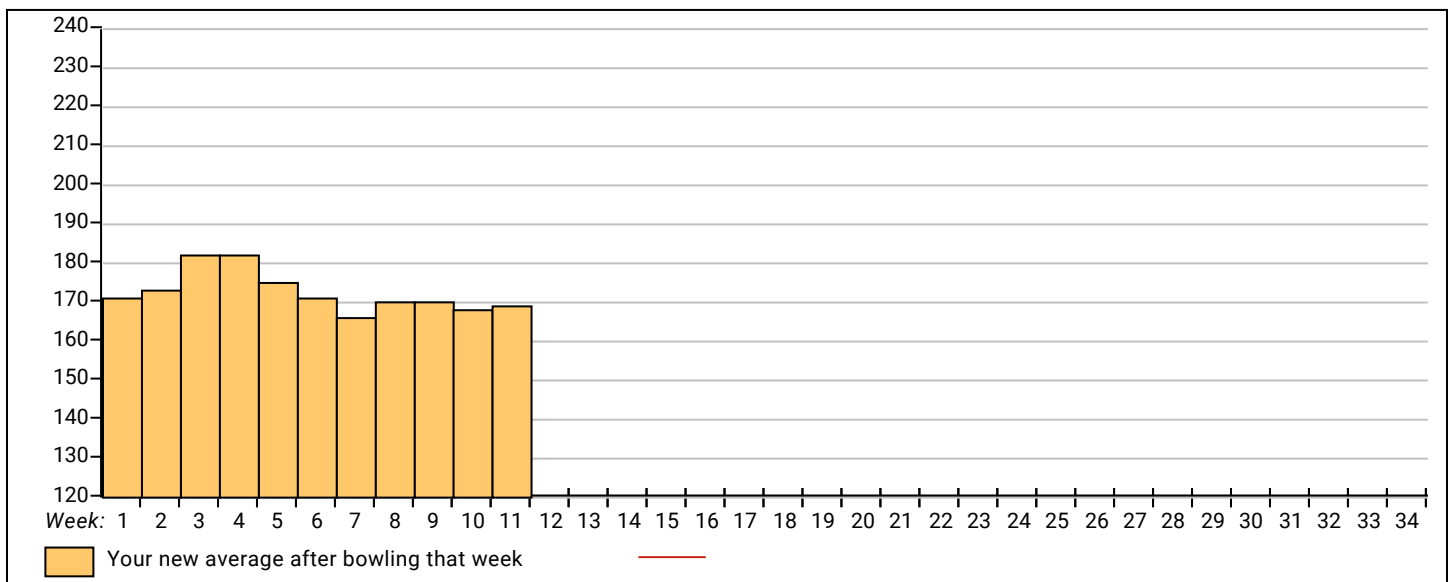
End of 1st part



<u><100</u>	<u>100's</u>	<u>125's</u>	<u>150's</u>	<u>175's</u>	<u>200's</u>	<u>225's</u>	<u>250's</u>	<u>275's</u>	<u>300's</u>
		8	10	8	3	1			
<u><400</u>	<u>400's</u>	<u>450's</u>	<u>500's</u>	<u>550's</u>	<u>600's</u>	<u>650's</u>	<u>700's</u>	<u>750's</u>	<u>800's</u>
	1	4	3	2					
			<u>Avg of Game 1</u>	<u>Avg of Game 2</u>	<u>Avg of Game 3</u>				
			175.60	163.80	167.70				

High game of 228 on week 3 High series of 597 on week 3 High average of 182.00 after bowling week 3
 Low game of 134 on week 6 Low series of 432 on week 7 Low average of 166.78 after bowling week 7

High Scores by Game
 Game #1: 210 on week 9 Game #2: 210 on week 8 Game #3: 228 on week 3



Note: This report includes information through October 31 which is Week 11 of 34

AIDEN MASSEY's Bowling Record - Team 31: UP YOUR ALLEY

Week No.	Bowling Date	Old Avg	Old HDCP	-			Total	HDCP Total	Pins Gms		---Average Change---			High Game	High Sers	HDCP Game	HDCP Sers
				-1-	-2-	-3-			New	Old	---> +/-						
1	08/22/23	158	55	161	140	173	474	639	474	3	158.00	-	0.00	=	158.00	173	474
2	08/29/23	158	0				0	0	474	3	158.00	-	158.00	=	0.00	173	474
3	09/05/23	158	0				0	0	474	3	158.00	-	158.00	=	0.00	173	474
4	09/12/23	158	55	113	159	139	411	576	885	6	147.50	-	158.00	=	-10.50	173	474
5	09/19/23	147	65	142	157	103	402	597	1287	9	143.00	-	147.50	=	-4.50	173	474
6	09/26/23	143	69	112	209	181	502	709	1789	12	149.08	-	143.00	=	6.08	209	502
7	10/03/23	149	0				0	0	1789	12	149.08	-	149.08	=	0.00	209	502
8	10/10/23	149	0				0	0	1789	12	149.08	-	149.08	=	0.00	209	502
9	10/17/23	149	0				0	0	1789	12	149.08	-	149.08	=	0.00	209	502
10	10/24/23	149	0				0	0	1789	12	149.08	-	149.08	=	0.00	209	502
11	10/31/23	149	63				0	0	1789	12	149.08	-	149.08	=	0.00	209	502

End of 1st part

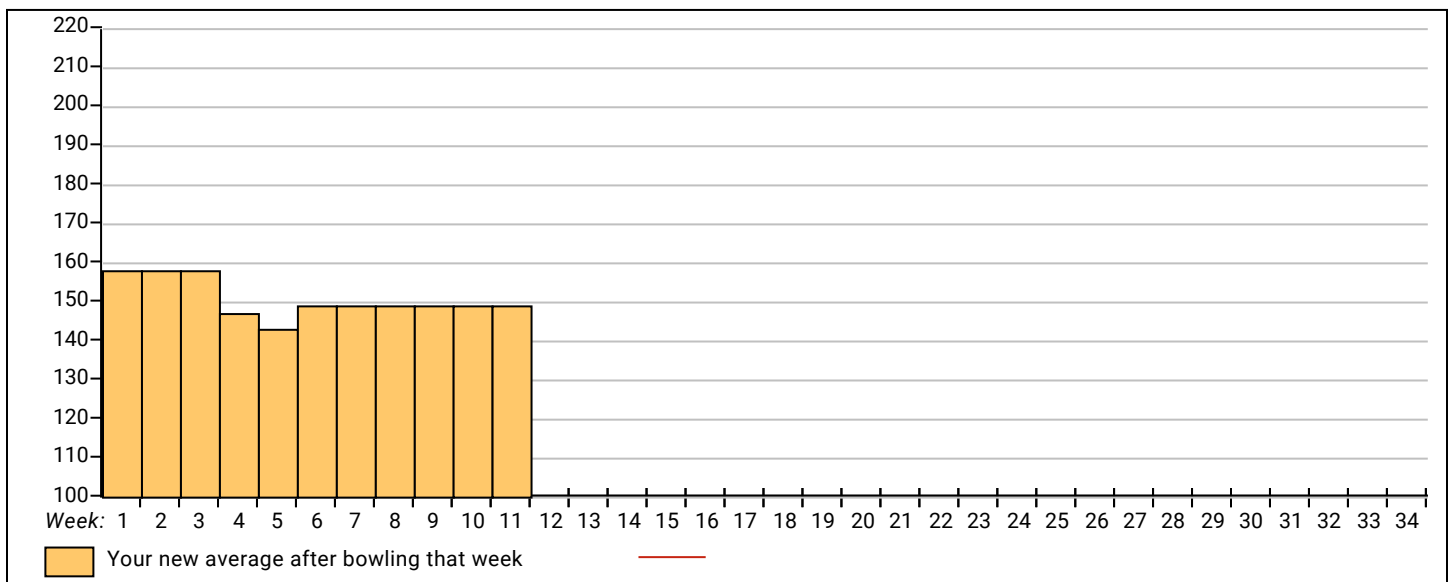


<u><100</u>	<u>100's</u>	<u>125's</u>	<u>150's</u>	<u>175's</u>	<u>200's</u>	<u>225's</u>	<u>250's</u>	<u>275's</u>	<u>300's</u>
	3	3	4	1	1				
<u><400</u>	<u>400's</u>	<u>450's</u>	<u>500's</u>	<u>550's</u>	<u>600's</u>	<u>650's</u>	<u>700's</u>	<u>750's</u>	<u>800's</u>
	2	1	1						

<u>Avg of Game 1</u>	<u>Avg of Game 2</u>	<u>Avg of Game 3</u>
132.00	166.25	149.00

High game of 209 on week 6 High series of 502 on week 6 High average of 158.00 after bowling week 1
 Low game of 103 on week 5 Low series of 402 on week 5 Low average of 143.00 after bowling week 5

High Scores by Game
 Game #1: 161 on week 1 Game #2: 209 on week 6 Game #3: 181 on week 6



Note: This report includes information through October 31 which is Week 11 of 34

DOUG MCDANIEL's Bowling Record - Team 31: UP YOUR ALLEY

Week No.	Bowling Date	Old Avg	Old HDCP	-1-	-2-	-3-	Total	HDCP Total	Pins	Gms	---Average Change---			High Game	High Sers	HDCP Game	HDCP Sers
											New	Old	+/-				
10	10/24/23	161	53	159	177	147	483	642	483	3	161.00	-	0.00	=	161.00	177	483
11	10/31/23	161	53	163	150	158	471	630	954	6	159.00	-	161.00	=	-2.00	177	483

End of 1st part

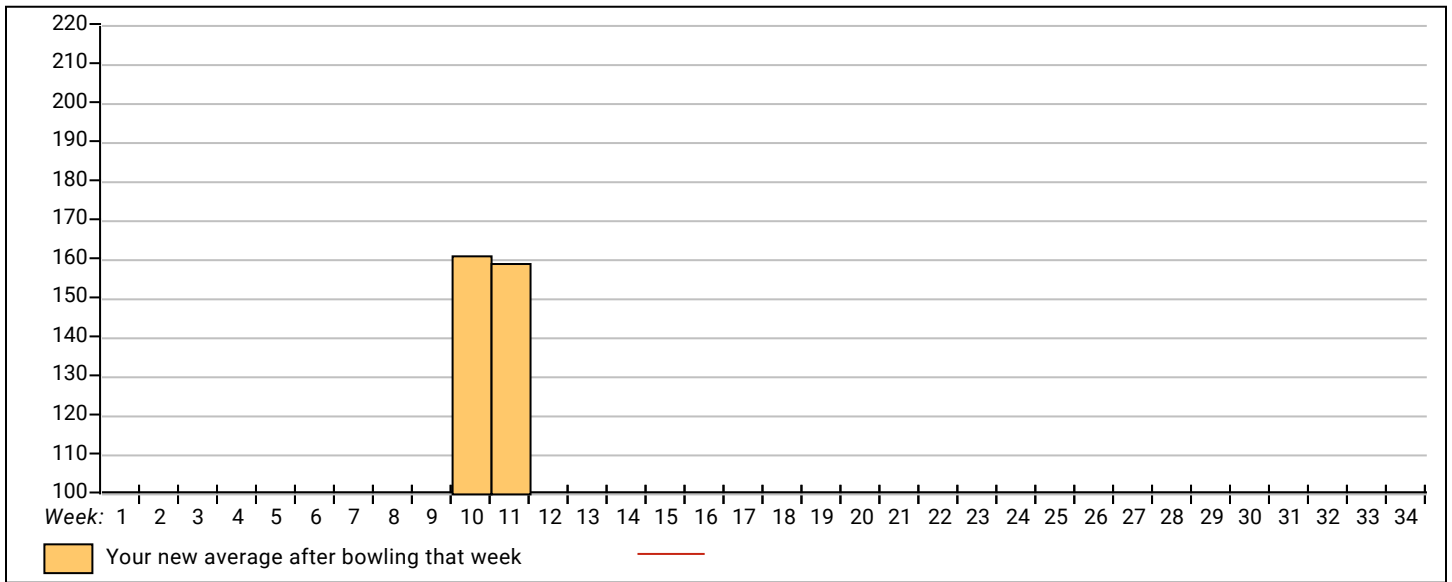


<u><100</u>	<u>100's</u>	<u>125's</u>	<u>150's</u>	<u>175's</u>	<u>200's</u>	<u>225's</u>	<u>250's</u>	<u>275's</u>	<u>300's</u>
		1	4	1					
<u><400</u>	<u>400's</u>	<u>450's</u>	<u>500's</u>	<u>550's</u>	<u>600's</u>	<u>650's</u>	<u>700's</u>	<u>750's</u>	<u>800's</u>
		2							
			<u>Avg of Game 1</u>	<u>Avg of Game 2</u>	<u>Avg of Game 3</u>				
			161.00	163.50	152.50				

High game of 177 on week 10 High series of 483 on week 10 High average of 161.00 after bowling week 10
 Low game of 147 on week 10 Low series of 471 on week 11 Low average of 159.00 after bowling week 11

High Scores by Game

Game #1: 163 on week 11 Game #2: 177 on week 10 Game #3: 158 on week 11



Note: This report includes information through October 31 which is Week 11 of 34

KEITH WHITMAN's Bowling Record - Team 32: WILD HOGS

Week No.	Bowling Date	Old Avg	Old HDCP	-1-	-2-	-3-	Total	HDCP Total	Pins	Gms	---Average Change---			High Game	High Sers	HDCP Game	HDCP Sers		
											New	Old	---> +/-						
1	08/22/23	bk189	27	191	197	166	554	635	554	3	184.67	-	0.00	=	184.67	197	554		
2	08/29/23	184	32	171	159	160	490	586	1044	6	174.00	-	184.67	=	-10.67	197	554		
3	09/05/23	174	41	247	211	193	651	774	1695	9	188.33	-	174.00	=	14.33	247	651		
4	09/12/23	188	28	257	199	189	645	729	2340	12	195.00	-	188.33	=	6.67	257	651		
5	09/19/23	195	0				0	0	2340	12	195.00	-	195.00	=	0.00	257	651		
6	09/26/23	195	22	180	156	179	515	581	2855	15	190.33	-	195.00	=	-4.67	257	651	202	581
7	10/03/23	190	0				0	0	2855	15	190.33	-	190.33	=	0.00	257	651	202	581
8	10/10/23	190	27	159	201	180	540	621	3395	18	188.61	-	190.33	=	-1.72	257	651	228	621
9	10/17/23	188	28	201	181	175	557	641	3952	21	188.19	-	188.61	=	-0.42	257	651	229	641
10	10/24/23	188	0				0	0	3952	21	188.19	-	188.19	=	0.00	257	651	229	641
11	10/31/23	188	28	a178	a178	a178	534	618	3952	21	188.19	-	188.19	=	0.00	257	651	229	641

End of 1st part

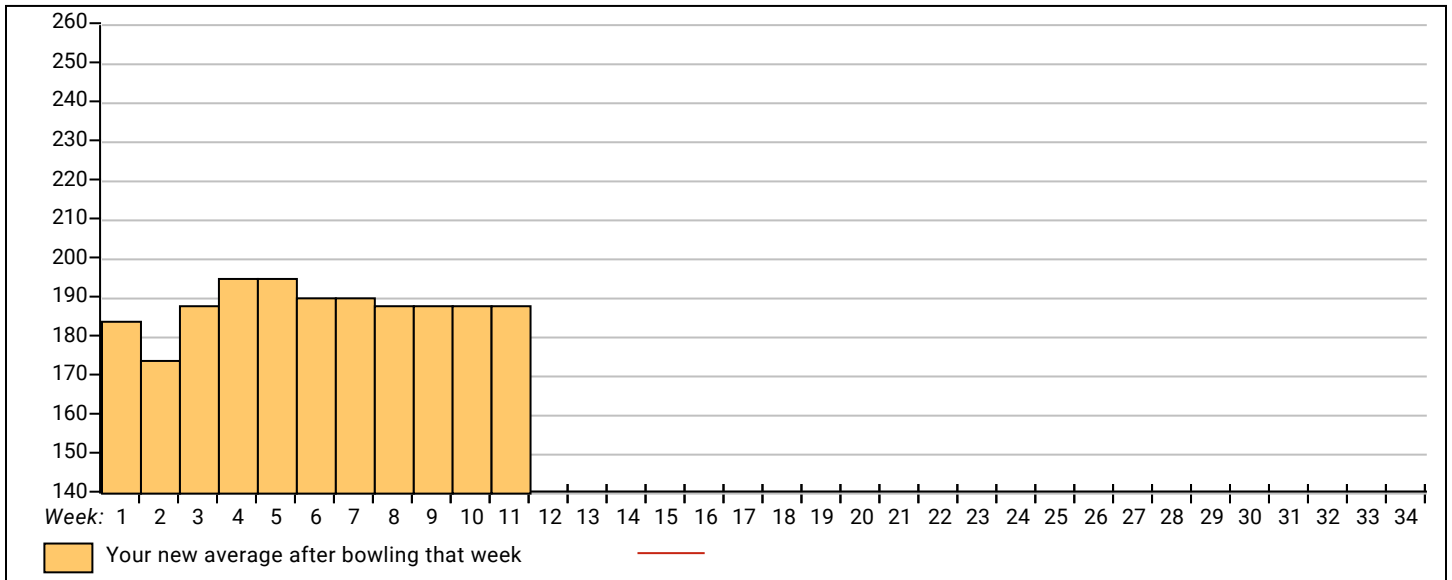


<u><100</u>	<u>100's</u>	<u>125's</u>	<u>150's</u>	<u>175's</u>	<u>200's</u>	<u>225's</u>	<u>250's</u>	<u>275's</u>	<u>300's</u>
			6	10	3	1	1		
<u><400</u>	<u>400's</u>	<u>450's</u>	<u>500's</u>	<u>550's</u>	<u>600's</u>	<u>650's</u>	<u>700's</u>	<u>750's</u>	<u>800's</u>
		1	2	2	1	1			
			<u>Avg of Game 1</u>	<u>Avg of Game 2</u>	<u>Avg of Game 3</u>				
			200.86	186.29	177.43				

High game of 257 on week 4 High series of 651 on week 3 High average of 195.00 after bowling week 4
 Low game of 156 on week 6 Low series of 490 on week 2 Low average of 174.00 after bowling week 2

High Scores by Game

Game #1: 257 on week 4 Game #2: 211 on week 3 Game #3: 193 on week 3



Note: This report includes information through October 31 which is Week 11 of 34

HAYDEN ROUSH's Bowling Record - Team 32: WILD HOGS

Week No.	Bowling Date	Old Avg	Old HDCP	-1-	-2-	-3-	Total	HDCP Total	Pins	Gms	---Average Change---			High Game	High Sers	HDCP Game	HDCP Sers	
											New	Old	+/-					
1	08/22/23	171	44	136	142	237	515	647	515	3	171.67	-	0.00	=	171.67	237	515	
2	08/29/23	171	44	180	153	213	546	678	1061	6	176.83	-	171.67	=	5.17	237	546	
3	09/05/23	176	39	204	142	172	518	635	1579	9	175.44	-	176.83	=	-1.39	237	546	
4	09/12/23	175	40	178	161	173	512	632	2091	12	174.25	-	175.44	=	-1.19	237	546	
5	09/19/23	174	41	193	158	108	459	582	2550	15	170.00	-	174.25	=	-4.25	237	546	234
6	09/26/23	170	45	167	189	168	524	659	3074	18	170.78	-	170.00	=	0.78	237	546	234
7	10/03/23	170	45	133	169	145	447	582	3521	21	167.67	-	170.78	=	-3.11	237	546	234
8	10/10/23	167	47	143	167	144	454	595	3975	24	165.63	-	167.67	=	-2.04	237	546	234
9	10/17/23	165	49	168	166	182	516	663	4491	27	166.33	-	165.63	=	0.71	237	546	234
10	10/24/23	166	48	a156	a156	a156	468	612	4491	27	166.33	-	166.33	=	0.00	237	546	234
11	10/31/23	166	48	120	192	115	427	571	4918	30	163.93	-	166.33	=	-2.40	237	546	240

End of 1st part



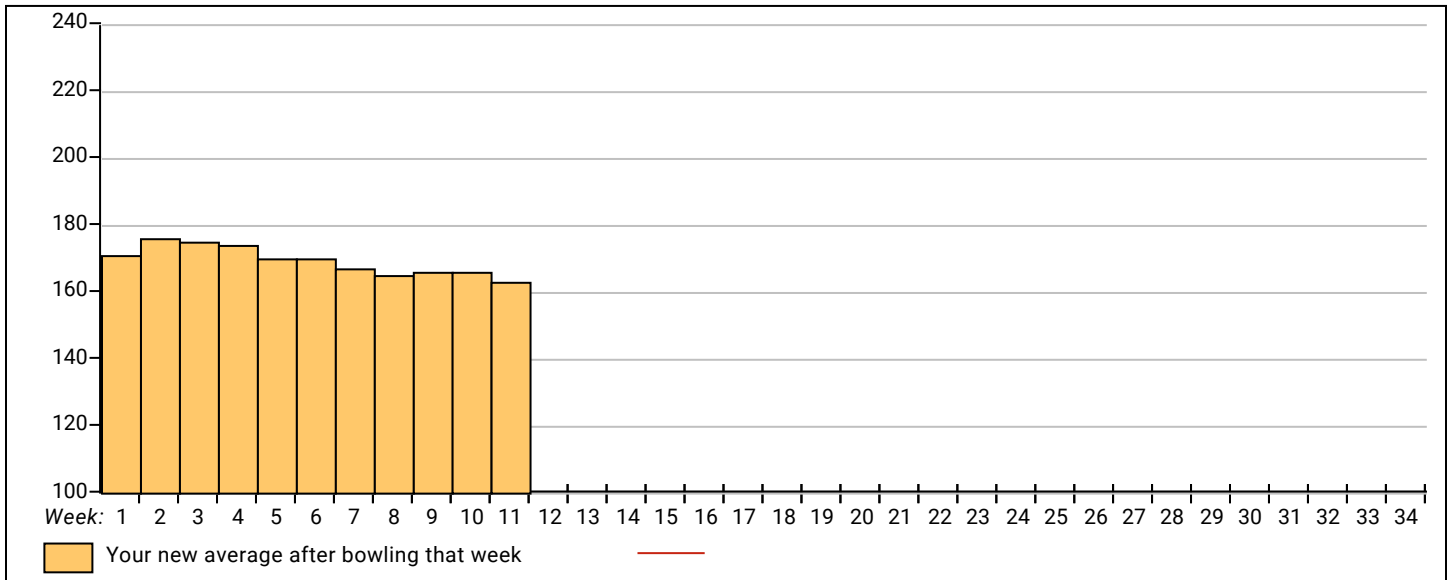
<u><100</u>	<u>100's</u>	<u>125's</u>	<u>150's</u>	<u>175's</u>	<u>200's</u>	<u>225's</u>	<u>250's</u>	<u>275's</u>	<u>300's</u>
	3	7	11	6	2	1			
<u><400</u>	<u>400's</u>	<u>450's</u>	<u>500's</u>	<u>550's</u>	<u>600's</u>	<u>650's</u>	<u>700's</u>	<u>750's</u>	<u>800's</u>
	2	2	6						

<u>Avg of Game 1</u>	<u>Avg of Game 2</u>	<u>Avg of Game 3</u>
162.20	163.90	165.70

High game of 237 on week 1 High series of 546 on week 2 High average of 176.83 after bowling week 2
 Low game of 108 on week 5 Low series of 427 on week 11 Low average of 163.93 after bowling week 11

High Scores by Game

Game #1: 204 on week 3 Game #2: 192 on week 11 Game #3: 237 on week 1



Note: This report includes information through October 31 which is Week 11 of 34

MATT SANDY's Bowling Record - Team 32: WILD HOGS

Week No.	Bowling Date	Old Avg	Old HDCP	-1-	-2-	-3-	Total	HDCP Total	Pins	Gms	---Average Change---			High Game	High Sers	HDCP Game	HDCP Sers		
											New	Old	---> +/-						
1	08/22/23	bk168	0				0	0	0	0	-	0.00	=	0.00	0	0			
2	08/29/23	bk168	46	162	179	170	511	649	511	3	170.33	-	0.00	=	170.33	179	511		
3	09/05/23	170	45	221	170	222	613	748	1124	6	187.33	-	170.33	=	17.00	222	613		
4	09/12/23	187	29	147	220	159	526	613	1650	9	183.33	-	187.33	=	-4.00	222	613		
5	09/19/23	183	33	172	128	166	466	565	2116	12	176.33	-	183.33	=	-7.00	222	613		
6	09/26/23	176	39	166	171	149	486	603	2602	15	173.47	-	176.33	=	-2.87	222	613	210	603
7	10/03/23	173	42	145	191	171	507	633	3109	18	172.72	-	173.47	=	-0.74	222	613	233	633
8	10/10/23	172	43	a162	a162	a162	486	615	3109	18	172.72	-	172.72	=	0.00	222	613	233	633
9	10/17/23	172	43	118	191	180	489	618	3598	21	171.33	-	172.72	=	-1.39	222	613	234	633
10	10/24/23	171	44	187	158	157	502	634	4100	24	170.83	-	171.33	=	-0.50	222	613	234	634
11	10/31/23	170	45	181	158	166	505	640	4605	27	170.56	-	170.83	=	-0.28	222	613	234	640

End of 1st part

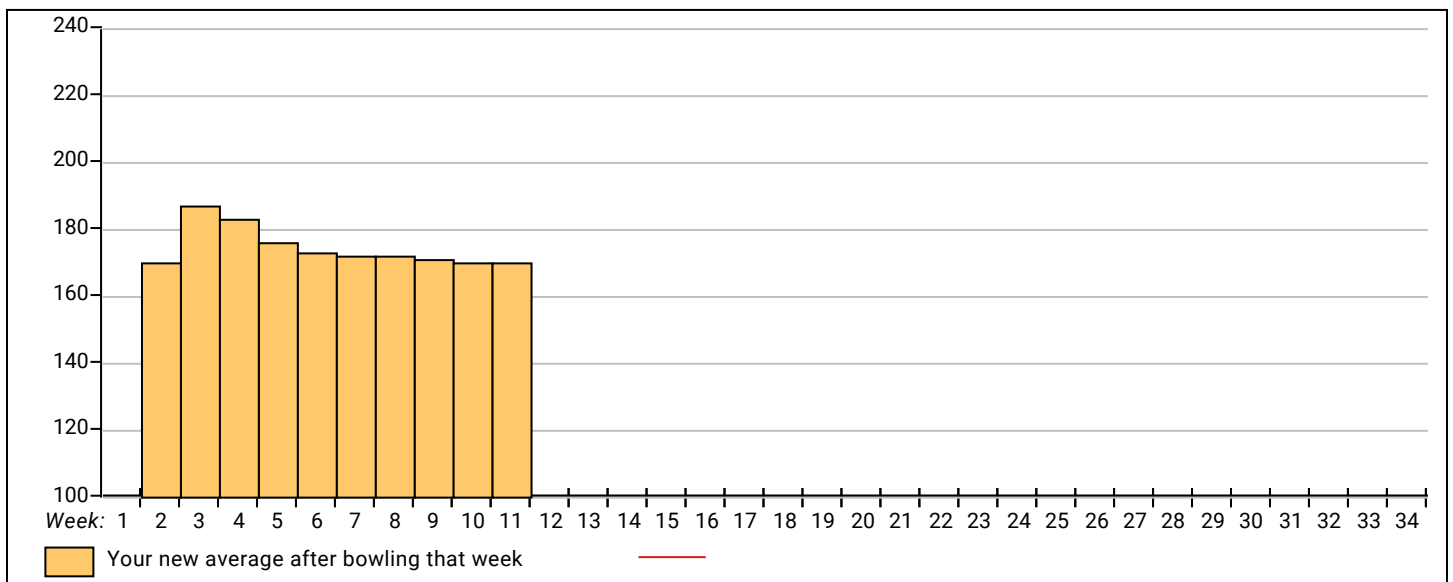


<u><100</u>	<u>100's</u>	<u>125's</u>	<u>150's</u>	<u>175's</u>	<u>200's</u>	<u>225's</u>	<u>250's</u>	<u>275's</u>	<u>300's</u>
	1	4	13	6	3				
<u><400</u>	<u>400's</u>	<u>450's</u>	<u>500's</u>	<u>550's</u>	<u>600's</u>	<u>650's</u>	<u>700's</u>	<u>750's</u>	<u>800's</u>
		3	5		1				

<u>Avg of Game 1</u>	<u>Avg of Game 2</u>	<u>Avg of Game 3</u>
166.56	174.00	171.11

High game of 222 on week 3 High series of 613 on week 3 High average of 187.33 after bowling week 3
 Low game of 118 on week 9 Low series of 466 on week 5 Low average of 170.33 after bowling week 2

High Scores by Game
 Game #1: 221 on week 3 Game #2: 220 on week 4 Game #3: 222 on week 3



Note: This report includes information through October 31 which is Week 11 of 34

LES OLDHAM's Bowling Record - Team 32: WILD HOGS

Week No.	Bowling Date	Old Avg	Old HDCP	-1-	-2-	-3-	Total	HDCP Total	Pins	Gms	---Average Change---			High Game	High Sers	HDCP Game	HDCP Sers	
											New	Old	---> +/-					
1	08/22/23	bk176	39	171	167	159	497	614	497	3	165.67	-	0.00	=	165.67	171	497	
2	08/29/23	165	49	174	194	191	559	706	1056	6	176.00	-	165.67	=	10.33	194	559	
3	09/05/23	176	39	160	136	116	412	529	1468	9	163.11	-	176.00	=	-12.89	194	559	
4	09/12/23	163	51	163	152	147	462	615	1930	12	160.83	-	163.11	=	-2.28	194	559	
5	09/19/23	160	54	172	146	166	484	646	2414	15	160.93	-	160.83	=	0.10	194	559	226
6	09/26/23	160	54	173	139	172	484	646	2898	18	161.00	-	160.93	=	0.07	194	559	227
7	10/03/23	161	53	182	150	182	514	673	3412	21	162.48	-	161.00	=	1.48	194	559	235
8	10/10/23	162	52	213	211	182	606	762	4018	24	167.42	-	162.48	=	4.94	213	606	265
9	10/17/23	167	47	159	149	167	475	616	4493	27	166.41	-	167.42	=	-1.01	213	606	265
10	10/24/23	166	48	171	152	177	500	644	4993	30	166.43	-	166.41	=	0.03	213	606	265
11	10/31/23	166	48	a156	a156	a156	468	612	4993	30	166.43	-	166.43	=	0.00	213	606	265

End of 1st part



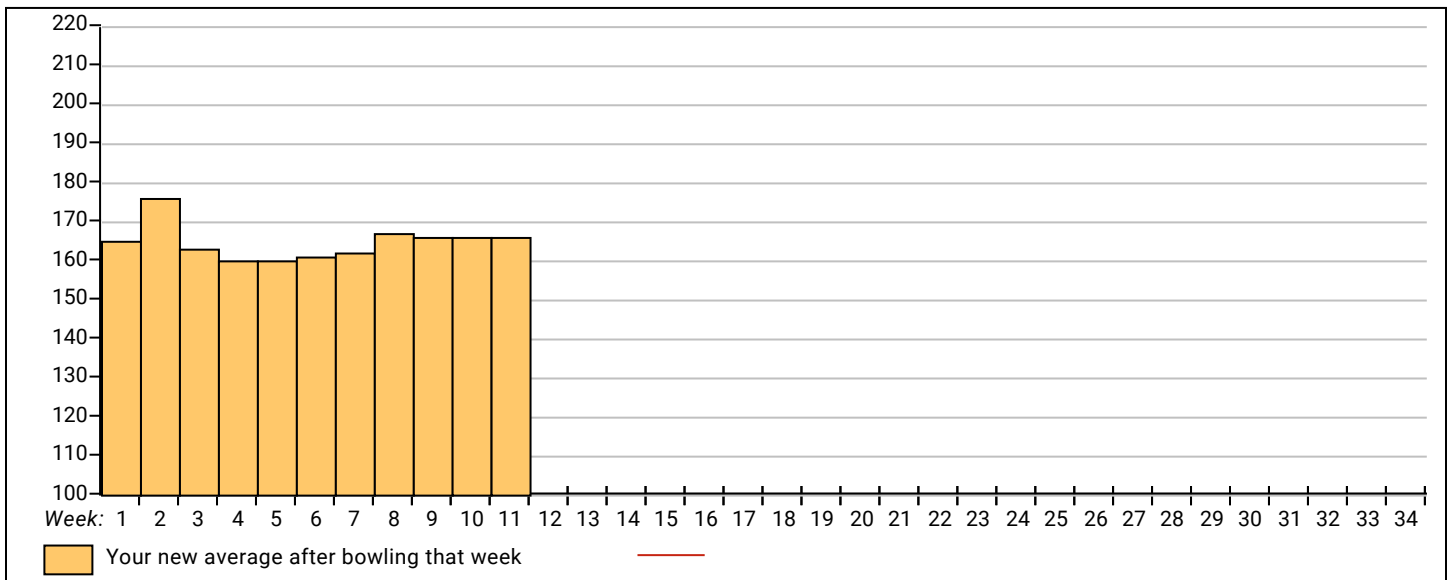
<u><100</u>	<u>100's</u>	<u>125's</u>	<u>150's</u>	<u>175's</u>	<u>200's</u>	<u>225's</u>	<u>250's</u>	<u>275's</u>	<u>300's</u>
	1	5	16	6	2				
<u><400</u>	<u>400's</u>	<u>450's</u>	<u>500's</u>	<u>550's</u>	<u>600's</u>	<u>650's</u>	<u>700's</u>	<u>750's</u>	<u>800's</u>
	1	5	2	1	1				

<u>Avg of Game 1</u>	<u>Avg of Game 2</u>	<u>Avg of Game 3</u>
173.80	159.60	165.90

High game of 213 on week 8 High series of 606 on week 8 High average of 176.00 after bowling week 2
 Low game of 116 on week 3 Low series of 412 on week 3 Low average of 160.83 after bowling week 4

High Scores by Game

Game #1: 213 on week 8 Game #2: 211 on week 8 Game #3: 191 on week 2



Note: This report includes information through October 31 which is Week 11 of 34

KEVIN ROUSH's Bowling Record - Team 32: WILD HOGS

Week No.	Bowling Date	Old Avg	Old HDCP	-1-	-2-	-3-	Total	HDCP Total	Pins	Gms	---Average Change---			High Game	High Sers	HDCP Game	HDCP Sers		
											New	Old	+/-						
1	08/22/23	bk168	46	190	147	186	523	661	523	3	174.33	-	0.00	=	174.33	190	523		
2	08/29/23	174	41	168	173	169	510	633	1033	6	172.17	-	174.33	=	-2.17	190	523		
3	09/05/23	172	43	168	170	155	493	622	1526	9	169.56	-	172.17	=	-2.61	190	523		
4	09/12/23	169	45	214	157	178	549	684	2075	12	172.92	-	169.56	=	3.36	214	549		
5	09/19/23	172	0				0	0	2075	12	172.92	-	172.92	=	0.00	214	549		
6	09/26/23	172	43	189	156	185	530	659	2605	15	173.67	-	172.92	=	0.75	214	549	232	659
7	10/03/23	173	42	133	174	143	450	576	3055	18	169.72	-	173.67	=	-3.94	214	549	232	659
8	10/10/23	169	45	233	194	188	615	750	3670	21	174.76	-	169.72	=	5.04	233	615	278	750
9	10/17/23	174	41	159	172	169	500	623	4170	24	173.75	-	174.76	=	-1.01	233	615	278	750
10	10/24/23	173	42	a163	a163	a163	489	615	4170	24	173.75	-	173.75	=	0.00	233	615	278	750
11	10/31/23	173	42	234	185	197	616	742	4786	27	177.26	-	173.75	=	3.51	234	616	278	750

End of 1st part

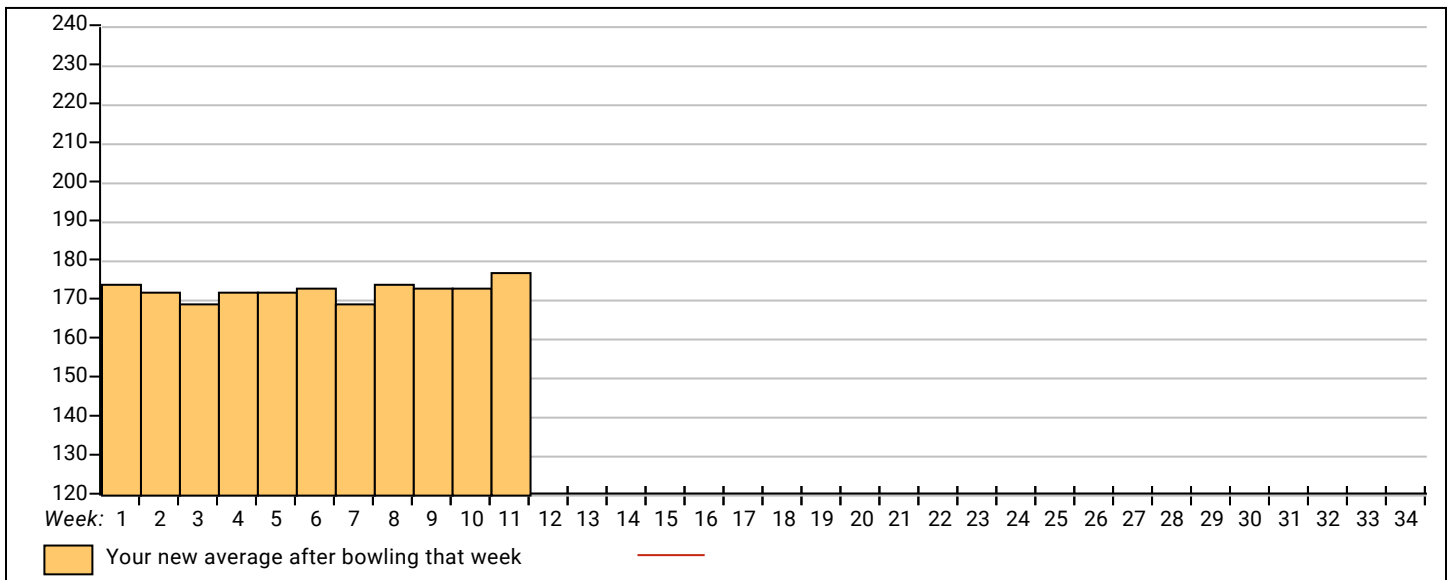


<u><100</u>	<u>100's</u>	<u>125's</u>	<u>150's</u>	<u>175's</u>	<u>200's</u>	<u>225's</u>	<u>250's</u>	<u>275's</u>	<u>300's</u>
		3	12	9	1	2			
<u><400</u>	<u>400's</u>	<u>450's</u>	<u>500's</u>	<u>550's</u>	<u>600's</u>	<u>650's</u>	<u>700's</u>	<u>750's</u>	<u>800's</u>
		2	5		2				
			<u>Avg of Game 1</u>	<u>Avg of Game 2</u>	<u>Avg of Game 3</u>				
			187.56	169.78	174.44				

High game of 234 on week 11 High series of 616 on week 11 High average of 177.26 after bowling week 11
 Low game of 133 on week 7 Low series of 450 on week 7 Low average of 169.56 after bowling week 3

High Scores by Game

Game #1: 234 on week 11 Game #2: 194 on week 8 Game #3: 197 on week 11



Note: This report includes information through October 31 which is Week 11 of 34

HEATHER ROUSH's Bowling Record - Team 32: WILD HOGS

Week No.	Bowling Date	Old Avg	Old HDCP	-1-	-2-	-3-	Total	HDCP Total	Pins	Gms	---Average Change---			High Game	High Sers	HDCP Game	HDCP Sers
											New	Old	----> +/-				
1	08/22/23	123	87	119	98	154	371	632	371	3	123.67	-	0.00	=	123.67	154	371
2	08/29/23	123	0				0	0	371	3	123.67	-	123.67	=	0.00	154	371
3	09/05/23	123	0				0	0	371	3	123.67	-	123.67	=	0.00	154	371
4	09/12/23	123	0				0	0	371	3	123.67	-	123.67	=	0.00	154	371
5	09/19/23	123	87	129	129	137	395	656	766	6	127.67	-	123.67	=	4.00	154	395
6	09/26/23	127	0				0	0	766	6	127.67	-	127.67	=	0.00	154	395
7	10/03/23	127	0				0	0	766	6	127.67	-	127.67	=	0.00	154	395
8	10/10/23	127	0				0	0	766	6	127.67	-	127.67	=	0.00	154	395
9	10/17/23	127	0				0	0	766	6	127.67	-	127.67	=	0.00	154	395
10	10/24/23	127	0				0	0	766	6	127.67	-	127.67	=	0.00	154	395
11	10/31/23	127	83				0	0	766	6	127.67	-	127.67	=	0.00	154	395

End of 1st part

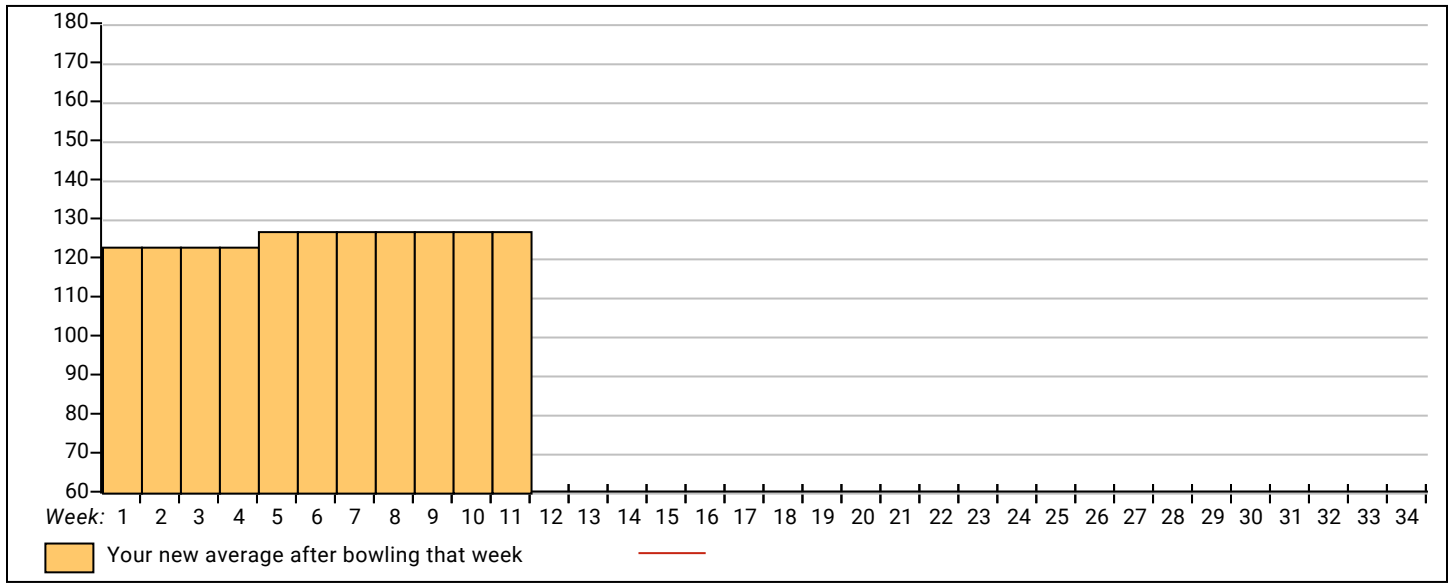


<u><100</u>	<u>100's</u>	<u>125's</u>	<u>150's</u>	<u>175's</u>	<u>200's</u>	<u>225's</u>	<u>250's</u>	<u>275's</u>	<u>300's</u>
1	1	3	1						
<u><400</u>	<u>400's</u>	<u>450's</u>	<u>500's</u>	<u>550's</u>	<u>600's</u>	<u>650's</u>	<u>700's</u>	<u>750's</u>	<u>800's</u>
2									

<u>Avg of Game 1</u>	<u>Avg of Game 2</u>	<u>Avg of Game 3</u>
124.00	113.50	145.50

High game of 154 on week 1 High series of 395 on week 5 High average of 127.67 after bowling week 5
 Low game of 98 on week 1 Low series of 371 on week 1 Low average of 123.67 after bowling week 1

High Scores by Game
 Game #1: 129 on week 5 Game #2: 129 on week 5 Game #3: 154 on week 1



Note: This report includes information through October 31 which is Week 11 of 34

MONICA SANDY's Bowling Record - Team 32: WILD HOGS

Week No.	Bowling Date	Old Avg	Old HDCP	-1-	-2-	-3-	Total	HDCP Total	Pins	Gms	---Average Change---			High Game	High Sers	HDCP Game	HDCP Sers
											New	Old	+/-				
5	09/19/23	61	143	63	64	56	183	612	183	3	61.00	-	0.00	=	61.00	64	183
6	09/26/23	61	0				0	0	183	3	61.00	-	61.00	=	0.00	64	183
7	10/03/23	61	143	52	51	67	170	599	353	6	58.83	-	61.00	=	-2.17	67	183
8	10/10/23	58	0				0	0	353	6	58.83	-	58.83	=	0.00	67	183
9	10/17/23	58	0				0	0	353	6	58.83	-	58.83	=	0.00	67	183
10	10/24/23	58	145	46	82	77	205	640	558	9	62.00	-	58.83	=	3.17	82	205
11	10/31/23	62	142				0	0	558	9	62.00	-	62.00	=	0.00	82	205

End of 1st part



<u><100</u>	<u>100's</u>	<u>125's</u>	<u>150's</u>	<u>175's</u>	<u>200's</u>	<u>225's</u>	<u>250's</u>	<u>275's</u>	<u>300's</u>
9									
<u><400</u>	<u>400's</u>	<u>450's</u>	<u>500's</u>	<u>550's</u>	<u>600's</u>	<u>650's</u>	<u>700's</u>	<u>750's</u>	<u>800's</u>
3									

<u>Avg of Game 1</u>	<u>Avg of Game 2</u>	<u>Avg of Game 3</u>
53.67	65.67	66.67

High game of 82 on week 10 High series of 205 on week 10 High average of 62.00 after bowling week 10
 Low game of 46 on week 10 Low series of 170 on week 7 Low average of 58.83 after bowling week 7

High Scores by Game
 Game #1: 63 on week 5 Game #2: 82 on week 10 Game #3: 77 on week 10

